

SMARTair and CLIQ integration

A powerful combination for extended access control through a single system




Security that adapts to your needs

Not every digital access system secures all entry points. While readers, escutcheons, and smart locks cover many doors, areas like alarm panels, medicine cabinets, or server rooms often need key operated solutions. Traditionally, this meant operating two separate systems.

One interface. Total oversight

SMARTair now manages CLIQ programmable keys from the same software. Adding CLIQ battery-free cylinders delivers complete oversight, including outdoor spaces – without cabling or mechanical keys.



Now, SMARTair and CLIQ integration gives facilities managers unified control combining simplicity and security



The best of both worlds: flexible management and high security for more than just doors

SMARTair®

Combines flexible access management with convenient RFID and phone credentials technology



Time-limited access

Define schedules for users and doors



Real-time management

Update access rights instantly anytime, anywhere



Multiple credentials

Supports cards, tags, bracelets, and mobile keys



Battery-powered devices

Easy installation. No complex wiring



Audit trails

Track who accessed where and when for enhanced security



3 management systems

Choose the system that fits your needs



CLIQ®

Combines flexible access management with programmable smart keys and cylinders



High security

Chip offers high protection against digital manipulation



Programmable keys

Assign and update access rights remotely



Battery-powered keys

No wiring needed; power is in the key



Time-limited access*

Define schedules for users and doors



Audit trails

Track who accessed where and when for compliance



Access beyond doors

60+ cylinder and padlock types

* This feature is available in CLIQ but not supported in the current phase of the SMARTair-CLIQ integration

Key benefits of the integration



Expand digital access

- To doors or locations where SMARTair devices cannot be installed
- Where CLIQ cylinders offer a more practical solution (e.g. drawers, cabinets, machinery)



Increase security

- SMARTair-equipped doors can include emergency CLIQ cylinders, ensuring lost keys are easily deactivated and all key usage is traceable
- CLIQ doors can now be monitored through SMARTair's TS1000 Web Manager



Work smarter, save time

- Centralized management through the TS1000 platform allows for all events, users, doors, and locking plans from both systems to be managed in one place, reducing admin workload



Scale when you need

- Perfect for expanding facilities or sites which combine industrial, administrative, and remote areas



User convenience

- Users can unlock the entire facility with a single CLIQ key
- For added flexibility, the Openow app enables mobile access to SMARTair-equipped doors



Save costs

- Both systems are battery-powered and easy to install, minimizing maintenance visits – ideal for low-traffic or remote locations

Extend the reach of your access, whatever your sector

This solution adapts to your environment – from high-traffic areas to remote, high-security zones

The examples below are suggestions of where SMARTair and CLIQ can work best, helping you secure every opening effortlessly while ensuring flexibility and peace of mind.

Healthcare



SMARTair
Offices, staff rooms,
treatment suites

CLIQ
Drug storage, electrical
panels

Education



SMARTair
Classrooms, labs,
libraries

CLIQ
Server rooms, alarm
boxes

Multi-residential



SMARTair
Entrances, parking,
elevators

CLIQ
Apartment doors,
equipment storage

Industrial



SMARTair
Offices, locker rooms,
shared spaces

CLIQ
Hazardous zones, gates,
remote facilities

SMARTair and CLIQ Integration upgrades security at UD Almería Stadium

UD Almería's 18,000-capacity stadium needed a modern security solution to replace mechanical locks with digital access control. Managers also wanted centralized management for a wide range of openings — from high-traffic areas to restricted zones — all within one intuitive system.



Solution

ASSA ABLOY delivered a hybrid system combining SMARTair i-max escutcheons, knob cylinders, wall readers, eCLIQ cylinders, keys, Wall PDs, and padlocks. Centralized management is handled via SMARTair TS1000 Web software.

Benefits


- Real-time control for offices, locker rooms, and physio suites
- Mobile keys for visitors and contractors via the SMARTair Openow® app
- Enhanced protection for technical rooms and service areas with eCLIQ cylinders
- Wireless devices were installed quickly, without invasive structural work

A hybrid smart key and mobile solution supports security, flexibility and operational efficiency

“With our eCLIQ and SMARTair system, I feel the stadium is well protected, day and night”

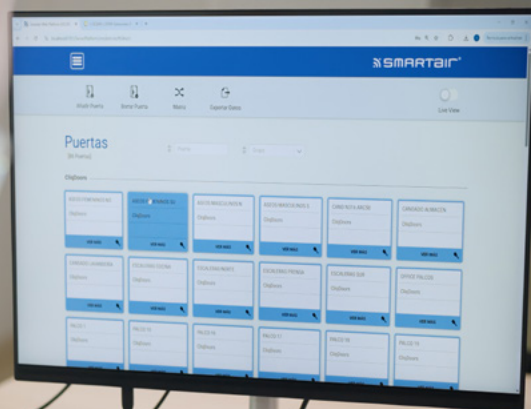
Ignacio Martín-Calpena Miranda, Director of Facilities and Infrastructure, UD Almería



Scan to
watch the
video 

“Managing SMARTair and eCLIQ doors within a single system has greatly simplified our work.”

Ignacio Martín-Calpena Miranda



How the integration works

All processes are managed in the TS1000 software.

To begin the seamless integration between SMARTair and CLIQ, follow these three stages:

Initial installation

Both systems must be installed following their standard procedures. At this stage, SMARTair should be fully configured with its hardware and software components. CLIQ must be installed and connected to its Web Manager environment. Verify that both systems are functioning correctly before proceeding to the next step. Once these installations are complete, the foundation for seamless integration through the TS1000 software is in place.

Connection

SMARTair connects to the CLIQ Web Manager using TESA SMARTair & CLIQ Integration software:

CLIQ components

- Keys
- Cylinder
- Users

Existing locking plan

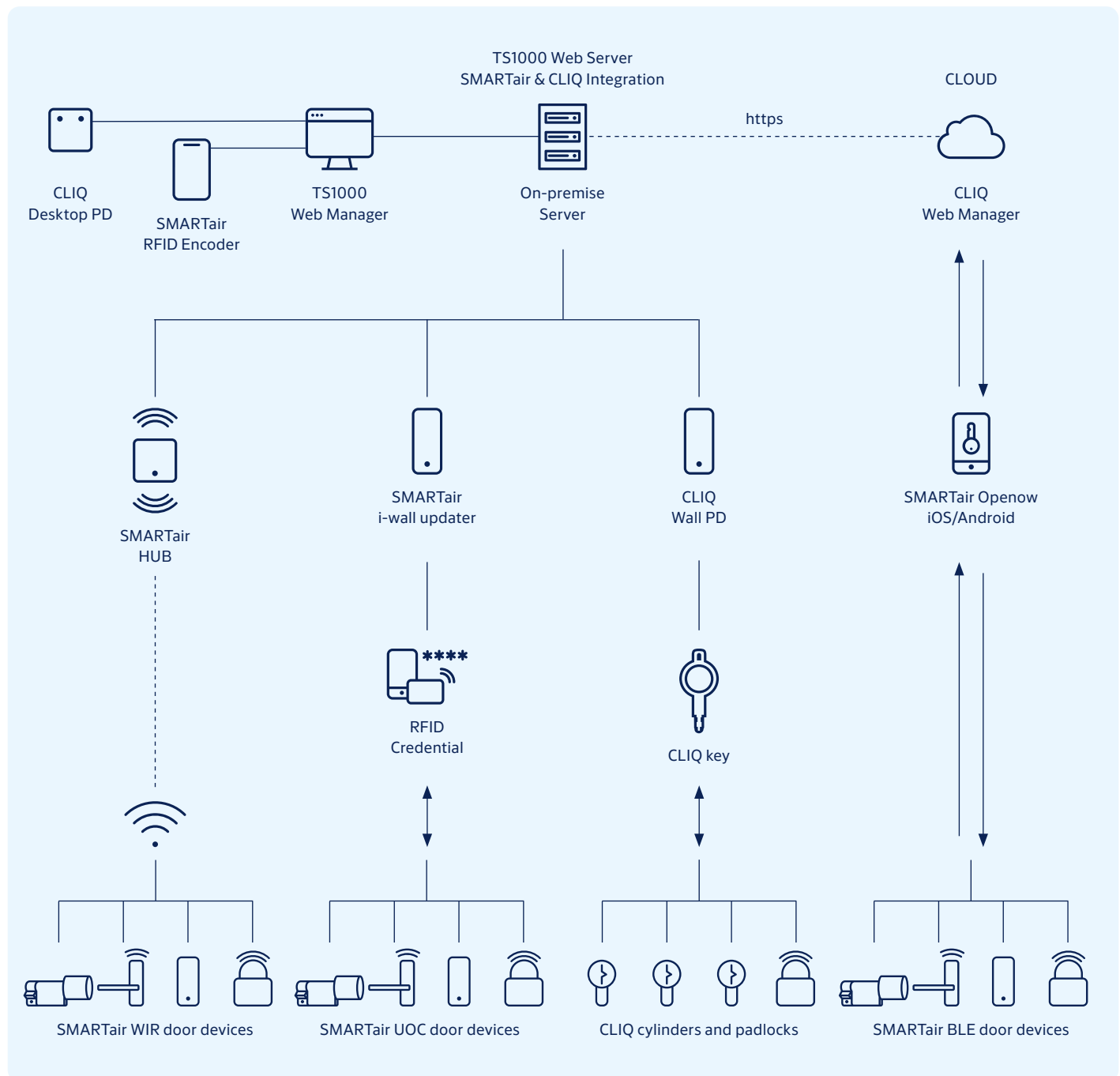
- Access rights
- Activation and expiration dates
- Revalidation dates and times

After synchronization

All imported data is available in TS1000 Web Manager, enabling seamless daily operations:

- Add or delete users
- Add or delete doors
- Assign CLIQ keys to users
- Modify the locking plan
- Update or revalidate keys via the CLIQ Wall PD
- Collect access events

System overview





Make your access ready for what's ahead

Digital with confidence

© Images: All rights reserved by iStock and ASSA ABLOY.
We reserve the right to make technical modifications.
Version: AA_SMARTair-CLIQ-Integration_Brochure_2026-01_AF

ASSA ABLOY Opening Solutions Africa
Digital Access Solutions
Manchester Park, Unit 1 Manchester
Rd, New Germany,
Durban, 3610
South Africa

za.info@assaabloy.com
www.assaabloy.com

Experience a safer
and more open world

ASSA ABLOY