

The world's favorite lock



Key-in-Knob



Key-in-Knob

Application

- A range of cylindrical locksets suitable for residential applications such as apartments and houses.

Handing

- Suitable for left and right handed doors.
- Handing is field changeable.

Finishes

- Available in various finishes

Functions

- Passage Set
- Privacy Set
- Storeroom
- Entrance Set



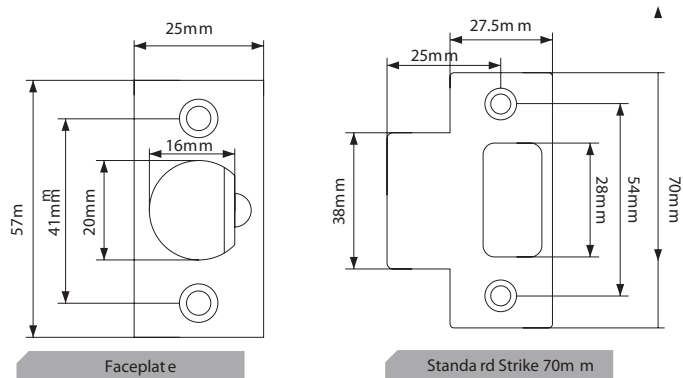
Key-in-Knob

5120 Series - Standard Duty Cylindrical Knobset

5120 series is the economics choice for standard residential purposes.

Product Specification

- **Standard :** ANSI / BHMA A156.2 2003
- **Testing Cycles :** Guaranteed for 175,000 cycles
- **Materials :**
 - Chassis : Steel
 - Latch and Bolt : Zinc
 - Strike : Stainless Steel / Steel
 - Knob : Stainless Steel / Brass
 - Rose : Stainless Steel / Brass
- **Backset :** 60mm / 70mm
- **Door Thickness :** 35 ~ 45mm
- **Function :** Entrance, Bathroom, Passage, Storeroom
- **Cylinder :** Solid brass 5-pin tumbler cylinder plug with zinc housing
- **No. of Keys :** 3 pcs of nickel plated brass key

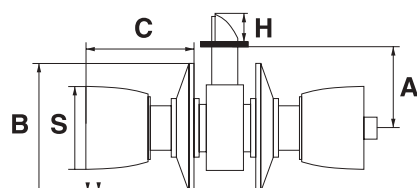


How to order

| Knob Style | Series Name | Function Code | Finish Code | Backset Code | Strike Code |
|------------|-------------|--------------------------------|------------------------------|--------------|---|
| | | 1 Passage or Closet | US3 Polished Brass | | |
| CA | 512 | 2 Privacy, Bedroom or Bathroom | US5 Antique Brass | B60 = 60mm | S70 Strike Length = 70mm (Standard Offering) |
| | | 5 Storeroom or Closet | US11 Antique Copper | | |
| CN | | 7 Entrance | US32D* Satin Stainless Steel | B70 = 70mm | |
| | | | | | |



| Model No. | Dimension (mm) | | | | |
|-----------|----------------|----|-------|------|------|
| | A | B | C | H | S |
| CA | 60/70 | 65 | 60-68 | 11.5 | 53.5 |
| CN | 60/70 | 65 | 60-68 | 11.5 | 56 |



All dimensions are in mm

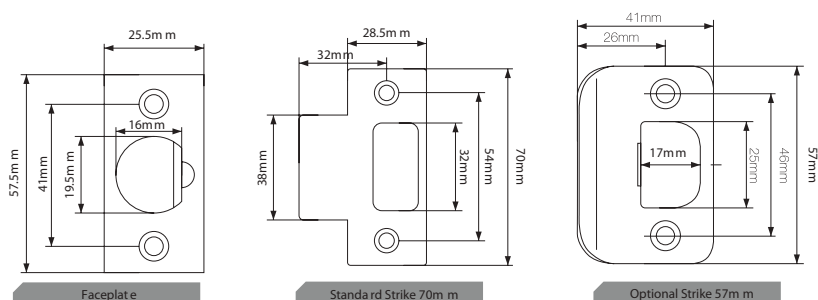
Key-in-Knob

5800 Series - ANSI Grade 2 Heavy Duty Cylindrical Knobset

5800 series knobset consist of wide range of functions that can be used for commerical and residential applications.

Product Specification

- **Standard** : ANSI / BHMA A156.2 2003 Grade 2
- **Testing Cycles** : 400,000 cycles tested
- **Materials** :
 - Chassis : Steel
 - Latch and Bolt : Stainless Steel
 - Strike : Stainless Steel / Brass
 - Knob : Stainless Steel / Brass
 - Rose : Stainless Steel / Brass
- **Backset** : 60mm / 70mm
- **Door Thickness** : 35 ~ 50mm
- **Function** : Wide range of functions. Ideal product for heavy duty residential project
- **Cylinder** : Solid brass 6-pin tumbler cylinder
- **No. of Keys** : 3 pcs of nickel plated brass key
- **Master key available upon request**



CA US3

Finishes :

US3
 US4
 US5
 US11
 US15
 US26
 US32
 US32D

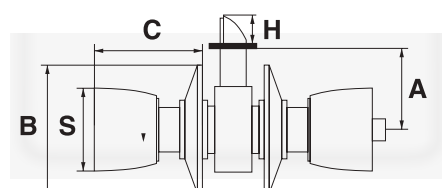


CN US3

Finishes :

US3
 US4
 US5
 US11
 US15
 US26
 US32
 US32D

| Model No. | Dimension (mm) | | | | |
|-----------|----------------|----|---------|------|----|
| | A | B | C | H | S |
| CN | 60/70 | 75 | 60-67.5 | 12.8 | 58 |
| CA | 60/70 | 75 | 60-67.5 | 12.8 | 53 |



All dimensions are in mm

Key-in-Knob

5800 Series - ANSI Grade 2 Heavy Duty Cylindrical Knobset

5800 series knobset consist of wide range of functions that can be used for commerical and residential applications.

| How to order | | | | Code | Strike Code |
|--------------|-------------|---|-------------------------------|------------|---|
| Knob Style | Series Name | Function Code | Finish Code | Backset | |
| CA | 58 | 01 Passage or Closet | US3 Polished Brass | B60 = 60mm | S70 Strike Length = 70mm (Standard Offering) |
| | | 02 Privacy, Bedroom or Bathroom | US4 Satin Brass | | |
| | | 03 Patio or Privacy | US5 Antique Brass | | |
| | | 05 Storeroom or Closet | US11 Antique Copper | | |
| | | 07 Entrance | US15 Satin Nickel | B70 = 70mm | S57 Strike Length = 57mm with Square Corner |
| | | 08 Classroom | | | |
| | | 21 Communicating | | | |
| CN | | 28 Exit | US32 Polished Stainless Steel | | |
| | | 35 Communicating for door thickness of 35-45mm | US32D Satin Stainless Steel | | |

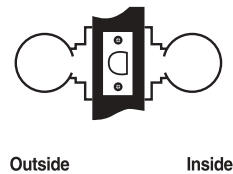
| Finish Code | Finish |
|-------------|--------------------------|
| US3 | Polished Brass |
| US4 | Satin Brass |
| US5 | Antique Brass |
| US11 | Antique Copper |
| US15 | Satin Nickel |
| US26 | Chrome Plated |
| US32 | Polished Stainless Steel |
| US32D | Satin Stainless Steel |

Key-in-Knob

Functions

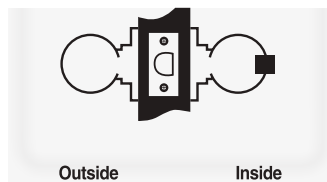
1 Passage or Closet

- Latchbolt by either knob



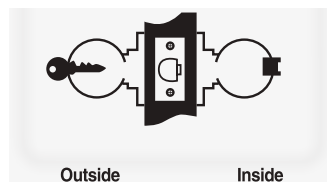
3 Patio or Privacy

- Deadlocking latch bolt for exit doors with limited entry
- Both knobs locked or unlocked by push-button inside
- Push-button automatically releases when inside knob is turned or door is closed
- Inside knob always free



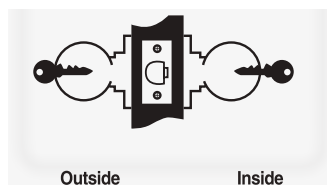
7 Entrance

- Both knobs locked or unlocked by key outside or push-button inside
- For 5800 series, outside locked or unlocked by key outside or push-button inside
- Inside knob always free



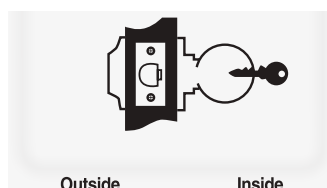
21 Communicating

- Key in either knobs or unlocks its knob only



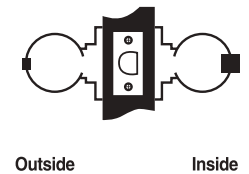
35 Communicating

- Deadlocking latchbolt for doors with a thickness of 35mm to 45mm only.
- Full turn of key locks or unlocks knob inside
- Blank rose outside



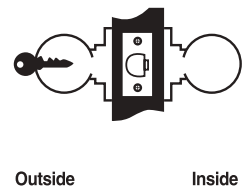
2 Privacy, Bedroom or Bath

- Both knobs locked or unlocked by push-button inside
- Push-button automatically releases when inside knob is turned or door is closed
- Outside knob unlocked with a coin insert. Inside knob always free



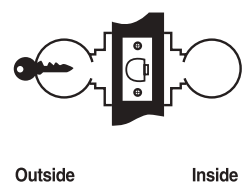
5 Storeroom or Closet

- Open from the outside only when the key is turned
- Inside knob always free



8 Classroom

- Outside locked or unlocked by key outside
- Inside knob always free



28 Exit

- Deadlocking latchbolt for two communicating or exit doors where one-side operation is required
- Inside knob always free
- Blank rose outside

