


The world's favorite lock



Door Furniture



Door Furniture

The Yale Stainless Steel Door Furniture range offers a selection of stylish and durable investment cast and tubular stainless steel levers on round rose.

Features and Specifications

Strength & Durability

- Made to the highest quality levers, these levers satisfy Australian Standard requirements for strength and durability.

Door Thickness

- 35 – 50mm standard.

Fixing

- Roses are designed to fit back to back and fixings are with concealed mounting.

Rose Dimensions

- Standard: 54mm diameter x 8mm/10mm
- Option upon request

Anti-Corrosion

- Yale Stainless Steel Door Furniture range has been tested for corrosion resistance in accordance with AS 2331.3.1 Neutral Salt Spray Test.

Application

Suitable for use in commercial and residential buildings. Designed and manufactured for use with Yale Euro Profile Mortise Lock Series and standard tubular latches

Product Range

Select from any of these levers to complement the décor in your residential or commercial building. All Leversets come complete with two euro cylinder escutcheons.

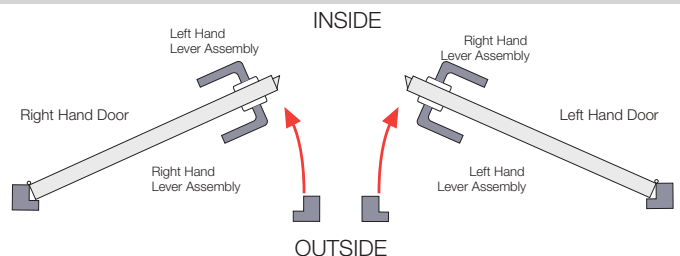
Material

- Standard: 304 Stainless Steel
- Option: 316 Stainless Steel

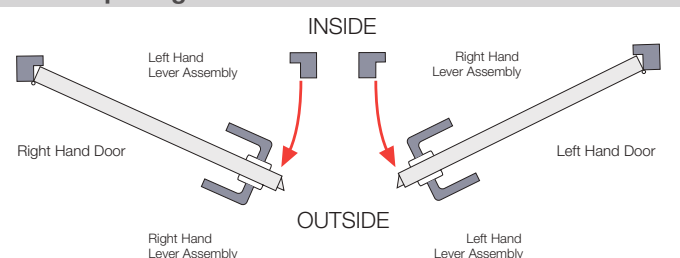
Standard Finishes

- Satin Stainless Steel - US32D
- Polished Stainless Steel - US32

Door Opening In



Door Opening Out



Door Furniture

Platinum Stainless Steel Handles

Model No: YPSL - 101

Part Description

Lever on Rose

Dimensions:

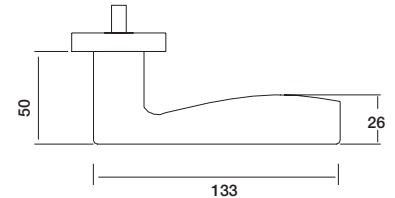
Length:133mm

Spindle:8mm x 8mm Straight Spindle Standard

Square Rose Dimensions: 51mm Sq x 10mm

Finish:

Stain Stainless Steel - US32D



Ordering No. : YPSL - 101

Model No: YPSL - 102

Part Description

Lever on Rose

Dimensions:

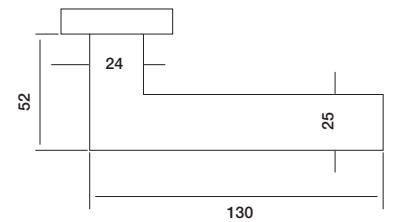
Length:130mm

Spindle:8mm x 8mm Straight Spindle Standard

Square Rose Dimensions: 51mm Sq x 10mm

Finish:

Stain Stainless Steel - US32D



Ordering No. : YPSL - 102

Model No: YPSL - 109

Part Description

Lever on Rose

Dimensions:

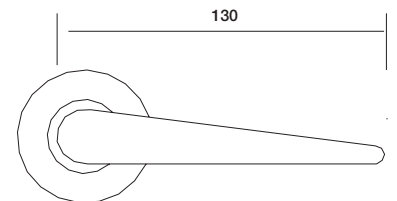
Length:130mm

Spindle:8mm x 8mm Straight Spindle Standard

Round Rose Dimensions: 52mm dia x 10mm

Finish:

Stain Stainless Steel - US32D



Ordering No. : YPSL - 109

Model No: YPSL - 111

Part Description

Lever on Rose

Dimensions:

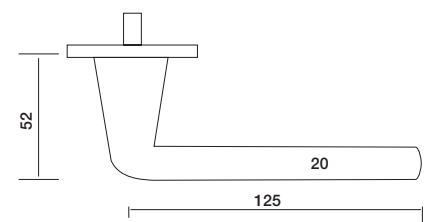
Length:125mm

Spindle:8mm x 8mm Straight Spindle Standard

Round Rose Dimensions: 52mm dia x 10mm

Finish:

Stain Stainless Steel - US32D



Ordering No. : YPSL - 111

All dimensions are in mm

Door Furniture

Platinum Stainless Steel Handles

Model No: YPSL - 117

Part Description

Lever on Rose

Dimensions:

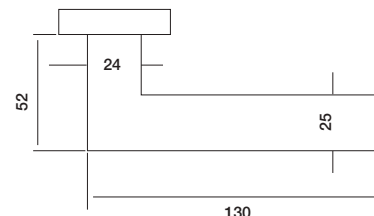
Length:130mm

Spindle:8mm x 8mm Straight Spindle Standard

Square Rose Dimensions: 51mm Sq x 10mm

Finish:

Stain Stainless Steel - US32D



Ordering No. : YPSL - 117

Model No: YPSL - 119

Part Description

Lever on Rose

Dimensions:

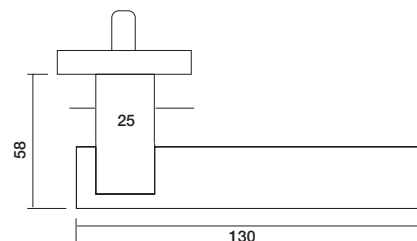
Length:130mm

Spindle:8mm x 8mm Straight Spindle Standard

Round Rose Dimensions: 52mm dia x 10mm

Finish:

Stain Stainless Steel - US32D



Ordering No. : YPSL - 119

Model No: YPSL - 124

Part Description

Lever on Rose

Dimensions:

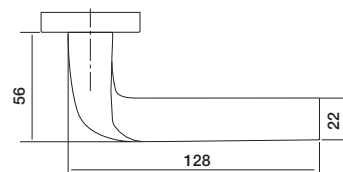
Length:128mm

Spindle:8mm x 8mm Straight Spindle Standard

Square Rose Dimensions: 51mm Sq x 10mm

Finish:

Stain Stainless Steel - US32D



Ordering No. : YPSL - 124

Model No: YPSL - 126

Part Description

Lever on Rose

Dimensions:

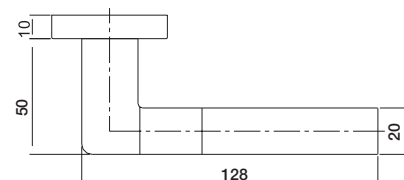
Length:128mm

Spindle:8mm x 8mm Straight Spindle Standard

Square Rose Dimensions: 51mm Sq x 10mm

Finish:

Stain Stainless Steel - US32D



Ordering No. : YPSL - 126

All dimensions are in mm

Door Furniture

Tubular Stainless Steel Handles

Model No: YTL - 010

Part Description:

Lever on Rose

Dimensions:

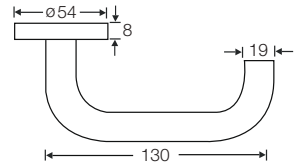
Length:130mm

Spindle:8mm x 8mm Straight Spindle Standard

Finish:

Satin Stainless Steel - US32D

Ordering No. : YTL - 010



Model No: YTL - 020

Part Description:

Lever on Rose

Dimensions:

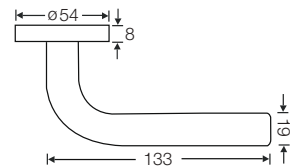
Length:133mm

Spindle:8mm x 8mm Straight Spindle Standard

Finish:

Satin Stainless Steel - US32D

Ordering No. : YTL - 020



Model No: YTL - 030

Part Description:

Lever on Rose

Dimensions:

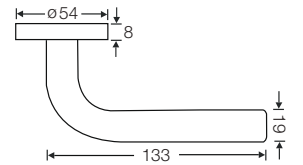
Length:133mm

Spindle:8mm x 8mm Straight Spindle Standard

Finish:

Satin Stainless Steel - US32D

Ordering No. : YTL - 030



Model No: YTL - 040

Part Description:

Lever on Rose

Dimensions:

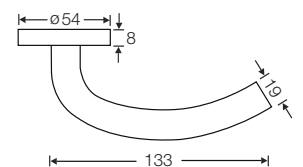
Length:133mm

Spindle:8mm x 8mm Straight Spindle Standard

Finish:

Satin Stainless Steel - US32D

Ordering No. : YTL - 040



Door Furniture

Tubular Stainless Steel Handles

Model No: YTL - 050

Part Description:

Lever on Rose

Dimensions:

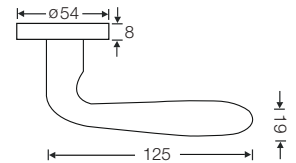
Length:125mm

Spindle:8mm x 8mm Straight Spindle Standard

Finish:

Satin Stainless Steel - US32D

Ordering No. : YTL - 050



Model No: YTL - 060

Part Description:

Lever on Rose

Dimensions:

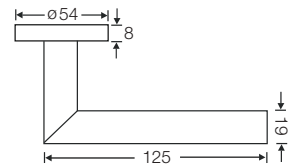
Length:125mm

Spindle:8mm x 8mm Straight Spindle Standard

Finish:

Satin Stainless Steel - US32D

Ordering No. : YTL - 060



Model No: YTL - 070

Part Description:

Lever on Rose

Dimensions:

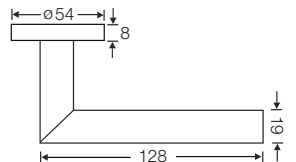
Length:128mm

Spindle:8mm x 8mm Straight Spindle Standard

Finish:

Satin Stainless Steel - US32D

Ordering No. : YTL - 070



Model No: YTL - 080

Part Description:

Lever on Rose

Dimensions:

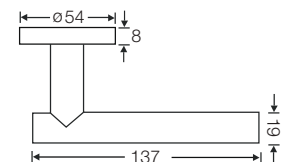
Length:137mm

Spindle:8mm x 8mm Straight Spindle Standard

Finish:

Satin Stainless Steel - US32D

Ordering No. : YTL - 080



All dimensions are in mm

Door Furniture

Tubular Stainless Steel Handles

Model No: YTL - 090

Part Description:

Lever on Rose

Dimensions:

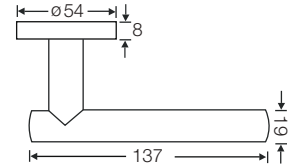
Length:137mm

Spindle:8mm x 8mm Straight Spindle Standard

Finish:

Satin Stainless Steel - US32D

Ordering No. : YTL - 090



Model No: YTL - 100

Part Description:

Lever on Rose

Dimensions:

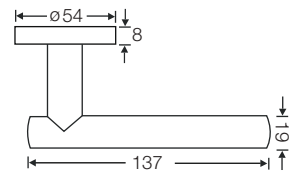
Length:137mm

Spindle:8mm x 8mm Straight Spindle Standard

Finish:

Satin Stainless Steel - US32D

Ordering No. : YTL - 100





Door Furniture

Solid Stainless Steel Handles

Model No: YSL - 010

Part Description:

Solid Lever on Rose

Dimensions:

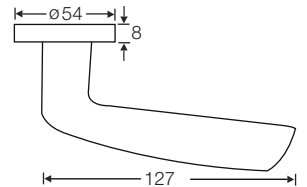
Length:127mm

Spindle:8mm x 8mm Straight Spindle Standard

Finish:

Satin Stainless Steel - US32D

Ordering No. : YSL - 010



Model No: YSL - 020

Part Description:

Solid Lever on Rose

Dimensions:

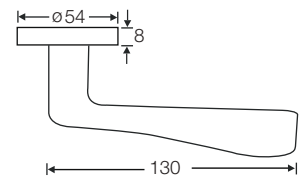
Length:130mm

Spindle:8mm x 8mm Straight Spindle Standard

Finish:

Satin Stainless Steel - US32D

Ordering No. : YSL - 020



Model No: YSL - 030

Part Description:

Solid Lever on Rose

Dimensions:

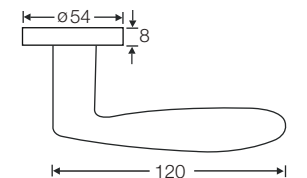
Length:120mm

Spindle:8mm x 8mm Straight Spindle Standard

Finish:

Satin Stainless Steel - US32D

Ordering No. : YSL - 030



Model No: YSL - 040

Part Description:

Solid Lever on Rose

Dimensions:

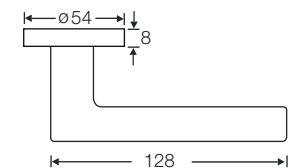
Length:128mm

Spindle:8mm x 8mm Straight Spindle Standard

Finish:

Satin Stainless Steel - US32D

Ordering No. : YSL - 040



Door Furniture

Model No: YSL - 050

Part Description:

Solid Lever on Rose

Dimensions:

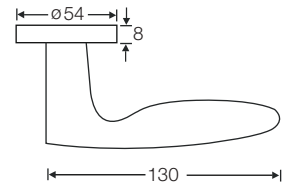
Length:130mm

Spindle:8mm x 8mm Straight Spindle Standard

Finish:

Satin Stainless Steel - US32D

Ordering No. : YSL - 050



Model No: YSL - 060

Part Description:

Solid Lever on Rose

Dimensions:

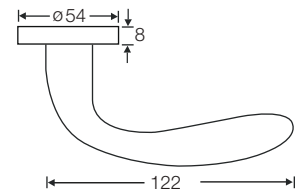
Length:122mm

Spindle:8mm x 8mm Straight Spindle Standard

Finish:

Satin Stainless Steel - US32D

Ordering No. : YSL - 060



Model No: YSL - 070

Part Description:

Solid Lever on Rose

Dimensions:

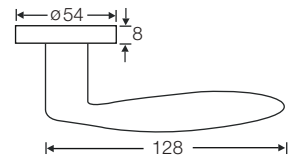
Length:128mm

Spindle:8mm x 8mm Straight Spindle Standard

Finish:

Satin Stainless Steel - US32D

Ordering No. : YSL - 070



Model No: YSL - 080

Part Description:

Solid Lever on Rose

Dimensions:

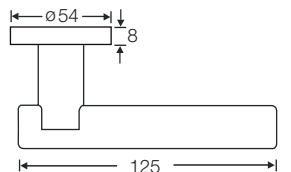
Length:125mm

Spindle:8mm x 8mm Straight Spindle Standard

Finish:

Satin Stainless Steel - US32D

Ordering No. : YSL - 080



Door Furniture

Solid Stainless Steel Handles

Model No: YSL - 090

Part Description:

Solid Lever on Rose

Dimensions:

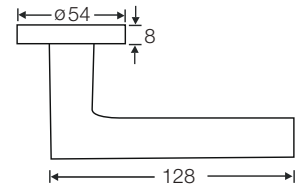
Length: 128mm

Spindle: 8mm x 8mm Straight Spindle Standard

Finish:

Satin Stainless Steel - US32D

Ordering No. : YSL - 090



Escutcheons YEP - 010

Part Description:

Euro Profile Cylinder Escutcheons

Dimensions:

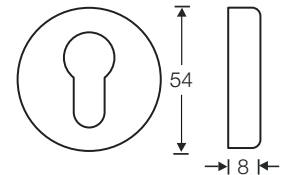
Diameter: 54mm

Depth: 8mm

Finish:

Satin Stainless Steel - US32D

Ordering No. : YEP - 010



All dimensions are in mm

Specification Service

For all Architectural hardware specification assistance refer to your local ASSA ABLOY Sales Office.

A fully comprehensive, obligation free, Architectural Door Hardware specification can be prepared by Architectural Hardware Consultants.

Cleaning

Care should be taken during construction/refurbishment to ensure that paint, thinners, mortar or cement splashes are carefully removed from locks, furniture and hardware. Removal of these splashes with strong cleaning agents or scourers should be avoided.

Dirt and grime should be regularly removed with a soft and clean cloth. Do not use solvent based or abrasive cleaning agents. During cleaning, care should be taken to prevent cleaning solution from entering the cylinder keyway. Surfaces should be dried and possibly lubricated.