

Pull Handle

ASSA ABLOY

The global leader in
door opening solutions

ASSA ABLOY Pull Handles

Features & Benefits

ASSA ABLOY

Pull Handle

Key features:

- Made of SS 304
- Exclusive range
- Concealed mounting

Benefits:

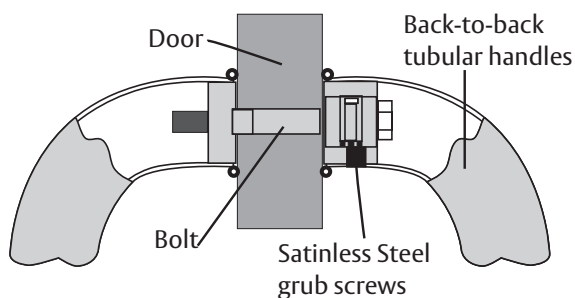
- High corrosion resistance
- High durability
- Choice of design
- Suitable for external environment

Compliance to BS8424:2003

Technical details:

- Tubular Pull Handle
- Door thickness
30mm to 50mm - Timber & Metal door
10mm - 12mm - Glass door
- Spindle - 8mm x 8mm
- Available length (CTC): 350 - 1500
- Back-to-back bolting arrangement
- Optional one side fixing
- Optional extended spindle
- Finish SSS - US32D, PSS - US32

ASSA ABLOY Pull Handles are manufactured using the finest materials to incorporate the maximum standards in style, durability, finish and design.



Pull Handle

AEH - 01 Series

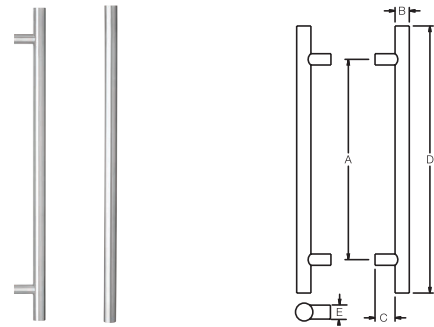
Model no.: AEH - 01

Description: ASSA ABLOY H - Type tubular pull handle

Back-to-back mount

Door thickness: 12mm Glass, 38- 50mm, Aluminium and Timber (Please specify)

Finish: Satin Satinless Steel - US32D (Standard)
Polished Satinless Steel - US32 (Option)



Ordering no.	A	B	C	D	E
AEH - 01	350mm	25mm	45mm	450mm	25mm
AEH - 01A*	450mm	32mm	45mm	600mm	25mm
AEH - 01B*	600mm	32mm	45mm	750mm	25mm
AEH - 01C	900mm	32mm	45mm	1050mm	25mm
AEH - 01D	1200mm	32mm	45mm	1350mm	25mm
AEH - 01E	1500mm	32mm	45mm	1650mm	25mm

*Pictured

Pull Handle

AEH - 02 Series

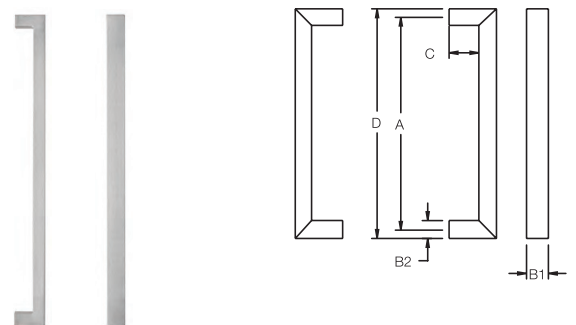
Model no.: AEH - 02

Description: ASSA ABLOY D - Type square pull handle

Back-to-back mount

Door thickness: 12mm Glass, 38- 50mm Aluminium and Timber (Please specify)

Finish: Satin Satinless Steel - US32D (Standard)
Polished Satinless Steel - US32 (Option)



Ordering no.	A	B1	B2	C	D
AEH - 02A*	450mm	38mm	25mm	60mm	475mm
AEH - 02B*	600mm	38mm	25mm	60mm	625mm
AEH - 02D	1200mm	38mm	25mm	60mm	1225mm
AEH - 02E	1500mm	38mm	25mm	60mm	1525mm

*Pictured

Pull Handle

AEH - 03 Series

Model no.: AEH - 03A & AEH - 03B

Description: ASSA ABLOY H - Type square pull handle

Back-to-back mount

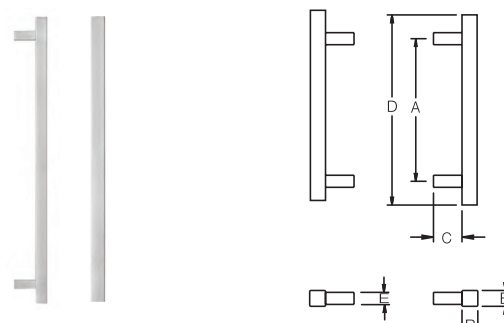
Door thickness: 12mm Glass, 38 ~50mm

Aluminium and Timber

(Please specify)

Finish: Satin Stainless Steel - US32D (Standard)

Polished Stainless Steel - US32 (Option)



Ordering no.	A	B	C	D	E
AEH - 03A	375mm	25mm	45mm	450mm	19mm
AEH - 03B*	525mm	25mm	45mm	600mm	19mm

*Pictured

Pull Handle

AEH - 04 Series

Model no.: AEH - 04

Description: ASSA ABLOY D - Type square offset pull handle

Back-to-back mount

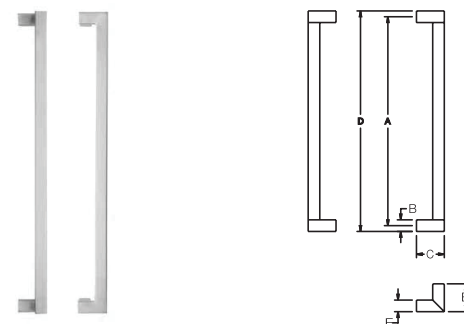
Door thickness: 12mm Glass, 38- 50mm

Aluminium and Timber

(Please specify)

Finish: Satin Stainless Steel - US32D (Standard)

Polished Stainless Steel - US32 (Option)



Ordering no.	A	B	C	D	E	F
AEH - 04A	450mm	25mm	60mm	475mm	60mm	25mm
AEH - 04B	600mm	25mm	60mm	625mm	60mm	25mm
AEH - 04C	900mm	25mm	60mm	925mm	60mm	25mm
AEH - 04D	1200mm	25mm	60mm	1225mm	60mm	25mm
AEH - 04E	1500mm	25mm	60mm	1525mm	60mm	25mm

*Pictured

Pull Handle

AEH - 05 Series

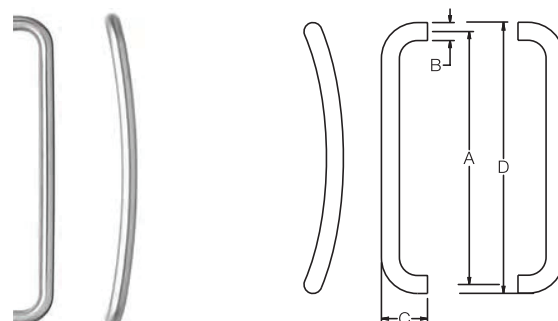
Model no.: AEH - 05A & AEH - 05B

Description: ASSA ABLOY D - Type curved pull handle

Back-to-back mount

Door thickness: 12mm glass
38- 50mm, Aluminium and Timber
(Please specify)

Finish: Satin Satinless Steel - US32D (Standard)
Polished Satinless Steel - US32 (Option)



Ordering no.	A	B	C	D
AEH - 05A	450mm	32mm	80mm	482mm
AEH - 05B*	600mm	32mm	80mm	632mm

*Pictured

Pull Handles

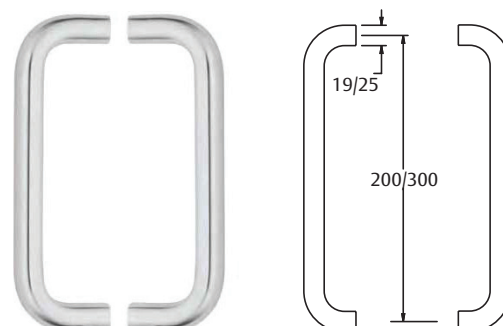
AEH - 11-200 & AEH-11A/B-300

Model no.: AEH -11-200, AEH-11A/B-300

Description: ASSA ABLOY D - Type pull handle
Back-to-back mount

Door thickness: 12mm Glass
38- 50mm, Aluminium and Timber
(Please specify)

Finish: Satin Satinless Steel - US32D (Standard)
Polished Satinless Steel - US32 (Option)



Note: Should single side is required, cap and screws are provided on request. Extended spindle option door thickness 65mm - 100mm

Ordering no.	Height	Dia
AEH - 11- 200	200mm	19mm
AEH - 11A-300	300mm	25mm
AEH - 11B-300	300mm	19mm

*Pictured

Pull Handles

ADP-01 ADP-02 ADP-03

Model no.: ADP-01, ADP-02, ADP-03

Description: ADP-01 ASSA ABLOY - 100mm x 10mm
Standard D Pull SSS - Single side
ADP-02 ASSA ABLOY - 150mm x 19mm
Standard D Pull SSS - Single side
ADP-03 ASSA ABLOY - 200mm x 19mm
Standard D Pull SSS - Single side

Finish: Satin Satinless Steel



Ordering no.	Height	Dia
ADP-01	100mm	10mm
ADP-02	150mm	19mm
ADP-03	200mm	19mm

*Pictured

