



OneSystem Technical information

ASSA ABLOY

Experience a safer
and more open world



Table of contents.

The guide through the system door

Introduction to the OneSystem	4 – 9
Locks	
Standard project locks, narrow style	10 – 21
Standard project locks, wide style	22 – 33
Standard panic locks, narrow style	34 – 70
Standard panic locks, wide style	71 – 107
Self-locking panic locks (SBP), narrow style	108 – 136
Self-locking panic locks (SBP), wide style	137 – 144
Self-locking multi-point locks (SBP), narrow style	145 – 175
Self-locking multi-point locks with handle control (SBP), narrow style	176 – 183
Mechanical Security locks 309N / 319N	184 – 192
Motorised security locks 509N / 519N	193 – 200
Handle-controlled security locks 809N / 819N	201 – 212
Panic push and touch bars	
Panic push bars type A	213 – 215
Panic push bars type B	216 – 218
Accessories	
The right security product – guaranteed	219
- <u>Strike plates for:</u> Standard project locks Standard panic locks	220 – 225
- <u>Strikes plates, auxilliary lock cases for:</u> SBP locks SBP Multi-point locks	226 – 227
- <u>Strike plates, auxilliary lock cases, dummy component for:</u> SBP Multi-point locks	228 – 233
- <u>Face plate extensions, frame trims for:</u> SBP Multi-point locks	234 – 235
- Espagnolette and accessories	236 – 237
- Accessories for panic locks and passive leaf locks	238 – 243
- Accessories for multi-point locks 319N / 519N / 819N	244 – 246
- IO modules / Fire protection module	247 – 248
Connecting cables	249
Lead covers, 10 pin	250 – 252
Lead covers, 20 pin	253 – 256
General information	
OneSystem monitoring functions	257
System components for OneSystem solutions	259 – 267
OneSystem panic functions	268 – 269
DIN directions	270
Customer information	271
The ASSA ABLOY test laboratory	273

OneSystem: Simplifies everything – Everything from a single source

With OneSystem, ASSA ABLOY is introducing a new, highly innovative product range of mechanical locks for commercial and public buildings. As a full service provider for door systems, ASSA ABLOY therefore now offers a comprehensive, integrated, sustainable product portfolio that can be used on an international level.

All products in OneSystem are based on a modular solution which meets the requirements for a market driven locking system in the commercial and public buildings sector.

An easy-to-use system configurator allows you to order all required products and components from this system precisely in line with your needs. This is complemented by coordinated customer services and excellent delivery performance.

OneSystem also takes into account the specific needs and requirements of door manufacturers, the architectural hardware trade and contractors. Take a look for yourself.

OneSystem is the international portfolio from ASSA ABLOY for commercial and public buildings.



The unique advantages for you:

- ASSA ABLOY offers customer-focused delivery performance.
- OneSystem provides you with a high level of planning reliability.
- ASSA ABLOY will assist you as you expand your business with the aim of achieving growth together.
- OneSystem is valid on an international level in terms of dimensions and approvals.
- We offer a comprehensive overview of requirements for door systems by interlinking an extensive range of functions.
- OneSystem is the sustainable, environmentally and economically relevant portfolio.








Everything you need: for project doors, fire doors, special doors, multi-functional doors

In the commercial and public building sector, there are a large number of different doors with different functions, depending on building use. Offices, hotels, hospitals, shopping centers or industrial buildings have entrance areas, conference rooms, patient rooms, security areas and other special facilities. OneSystem and all components in this unique project lock range fulfill the requirements for doors as a system. Requirements for doors in commercial and public buildings:

- Fire and smoke protection
- Escape and rescue route functions
- Access control and integration
- Burglary prevention and protection against tampering
- Door automation and barrier-free design
- Monitoring and communication
- Material and design
- Cost efficiency and environmental responsibility



1	Standard project lock/ panic lock		5	Inactive leaf locking	
2	Door handles		6	Bus system for easy connection	
3	Panic push bar		7	Locking upwards and optional locking downwards in the inactive leaf	
4	Panic touch bar		8	Optional locking upwards in the active leaf	

OneSystem project locks: different series, customer-oriented variants, precisely in line with your requirements

OneSystem offers an extensive modular product portfolio – from the simple mechanical mortise lock to the electro-mechanical project lock.

All project locks and components feature the necessary functions to be integrated into virtually any door










and virtually any door system: in standard project doors, fire doors, special doors and multi-functional doors. All project locks and components have the legally required approvals and certificates for the EU and further afield.



Certified security: with all approvals and for every door

ASSA ABLOY meets the requirements for door construction for public buildings as well as the requirements of the architectural hardware trade and the contracting companies.

What's more, ASSA ABLOY is the security technology manufacturer that will be able to supply universally suitable products for all situations in the future. You won't need anything else. See for yourself in the table below!

Requirements Lock series									
Standard project lock N1000, N1500				•*				•	•
Standard project lock for fire doors N1050, N1550	•	•		•*				•	•
Espagnolette N1410, N1910	•	•						•	•
Standard panic lock N11XX, N16XX	•	•	•	•*			•	•	•
Standard passive leaf lock N1420, N1920	•	•	•				•	•	•
SBP lock N75XX	•	•	•		•		•	•	•
SBP lock handle controlled N76XX	•	•	•	•	•		•	•	•
SBP multi-point lock N77XX, N78XX	•	•	•		•		•	•	•
SBP multi-point lock handle controlled N79XX	•	•	•	•	•		•	•	
Passive leaf lock for SBP locks/ multi-point locks N1930	•	•	•				•	•	•
Mechanical security multi-point lock, 319N	•	•	•		•			•	•
Motorized security multi-point lock, 519N	•	•	•	•	•	•	•	•	•
Security multi-point lock handle controlled, 819N	•	•	•	•	•		•	•	•

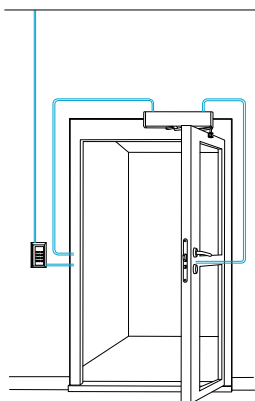
* In combination with electric strikes.

The technology of OneSystem: understanding the door as a system

The OneSystem concept is based on one very simple fact: we at ASSA ABLOY have learnt to understand the door as a system. What's more, we know how products and components need to be built into doors and interconnected with one another to ensure this system works perfectly.

But it gets even better for you: we have all of these products and components.

The OneSystem technology brings distinct features and advantages for cost-effective, environmentally responsible door manufacture also for use in doors in object building.



All components in and around a door system must fit and work together perfectly.

The new generation of ASSA ABLOY project locks has much to offer:

- All series are available in designs for single-leaf and double-leaf doors and also in narrow stile and wide stile versions.
- All project locks are tested for their durability.
- The unique new bolt with its highly effective protection against tampering is used in all project locks.
- The new latch and bolt design provides larger guide and supporting surfaces, thus ensuring greater strength.
- The plastic inserts integrated in the latch noticeably reduce the noise when closing the door.
- Closed lock cases at the top in all series and therefore effectively protected against contamination.
- Fixing holes for round and oval roses as standard for all project locks.
- The handle follower rotation angle is 35° for all project locks, whether for active or passive leaf locking.
- All locks can be used on the left- and right-hand side.
- The panic side can be changed between inwards or outwards in project locks with a panic function.
- All panic locks are available with or without upper locking.
- Comprehensive monitoring functions are optional, as are electro-mechanical lock functions.
- Thanks to an integrated bus system, OneSystem merely requires one 5-wire cable to connect to other ASSA ABLOY products.

Production at ASSA ABLOY is completely geared towards the requirements of the door industry, the architectural hardware trade and the contracting companies.



The basic principles of OneSystem: outstanding cost efficiency and environmental sustainability



ASSA ABLOY has been publishing an annual sustainability report since 2006. The basic principles for the entire value chain are enshrined in it. In brief, it is the combination of cost efficiency and environmental responsibility which determines our actions. When this involves our products, we call it ECO Design.

We help planners to draw up sustainable building concepts by providing:

- EPDs (Environmental Product Declarations) and
- Information on LCC (life cycle costs) regarding durability and energy consumption

When it comes to green buildings, you will find our products in buildings certified as per:

- DGNB
- LEED
- BREEAM

As far as product certification is concerned, we refer to ISO and EN technical standards and individual national requirements. In doing so, we have been assisting approval application processes with our own laboratory since 2012.

The ASSA ABLOY locks are tested in accordance with:

- EN 179
- EN 1125
- EN 12209



So far more than 250 product-specific environmental product declarations have been published in the company group. The environmental product declarations are researched by an independent third party and then verified by the Deutsches Institut Bauen und Umwelt



Mitglied der
DGNB

Deutsche Gesellschaft für Nachhaltiges Bauen
German Sustainable Building Council

e.V. (IBU). ASSA ABLOY has been a member of DGNB since 2011. Since its foundation, DGNB has been setting standards for sustainable construction together with us members.

ECO Design by
ASSA ABLOY makes
sense in terms of
cost efficiency and envi-
ronmental responsibility.



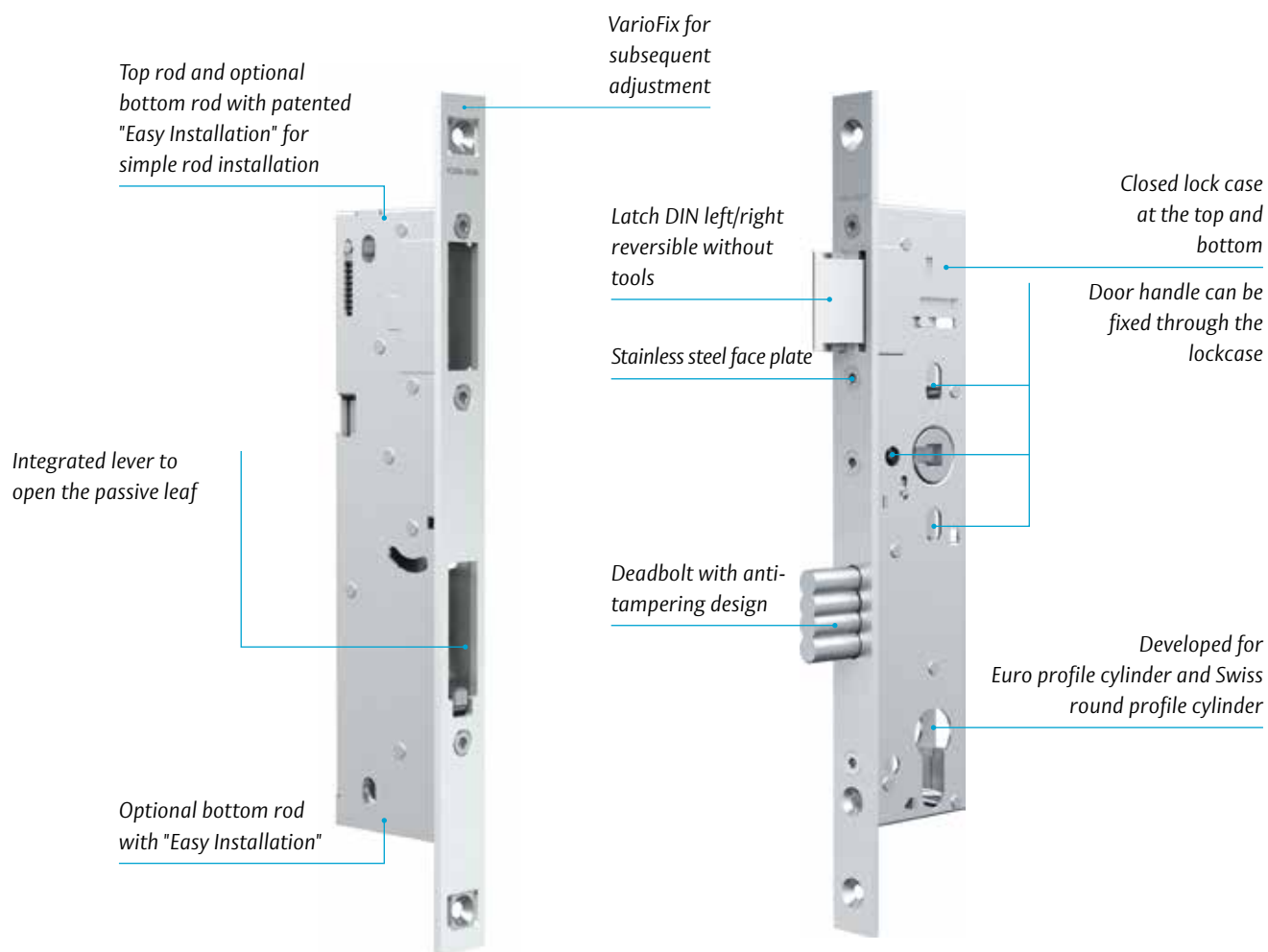
Standard project lock narrow style – always fits wherever you install it

The narrow style version of the project locks impresses with its versatility with regard to function, security and reliability. It is suitable for single-leaf doors and for double-leaf doors in combination with the unique espagnolette in the passive leaf. The new feature is that the espagnolette is integrated in the strikeplate. The versions are versatile:

The Standard panic lock for narrow style is available as a roller latch or latch lock and deadbolt lock.

Standard project lock, narrow style – the benefits:

- Environmental product declaration (EPD) in accordance with EN 15804
- Tested for 1,000,000 cycles and 300 kg door weight
- Compliance with EN 12209
- Small rear backset 15 mm
- Continuous screw connection of escutcheons
- Suitable espagnolette integrated in the strikeplate
- 20 mm bolt throw with a single rotation
- Also available as a fire protection version
- Latch DIN left/right reversible without tools
- Closed lock case at the top and bottom
- Stainless steel faceplate
- Security escutcheons and oval roses can be screwed on through the lock
- Deadbolt with anti-tampering design
- Developed for Euro profile cylinder and Swiss round Profile cylinder



Technical attributes

Forend	U-Face plate shaped face plate: U6 x 24 mm Flat face plate: F3 x 20 mm, F3 x 24 mm, R3 x 20 mm, R3 x 24 mm
Backset	25, 30, 35, 40, 45 mm
Distance	92 mm (prepared for Euro profile cylinder), 94 mm (prepared for Swiss round cylinder)
Material faceplate	Stainless steel
Latch	DIN L/R (symmetrical face plate)
Bolt throw	20 mm
Handle follower	8 mm (without fire protection), 9 mm (with fire protection)
Standards	EN 12209

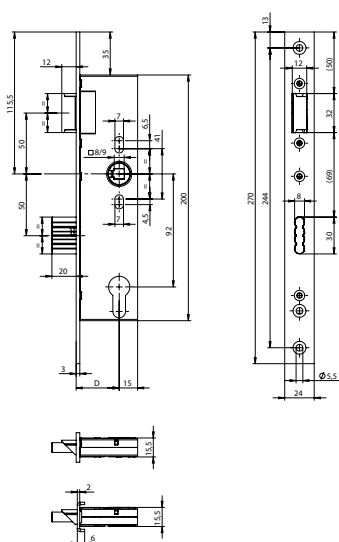
Sash lock N1500

OneSystem sash lock N1500 according to EN 12209 for single-leaf doors, product-specific environmental product declaration (EPD) according to EN 15804 with article-specific parameters / tested for 1,000,000 cycles and 300 kg door weight

Model

N1500

Suitable accessories can be found under Accessories.

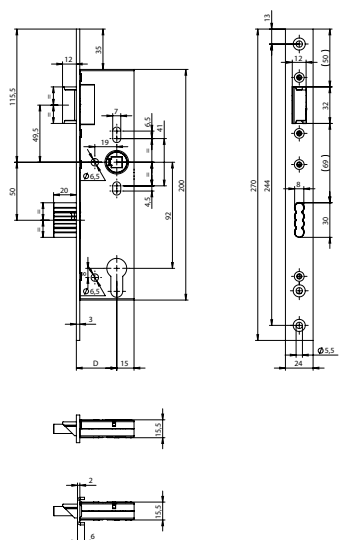
**Sash lock for fire doors N1550**

OneSystem sash lock N1550 according to EN 12209 for single-leaf doors / approved for fire barriers according to EN 1634 / product-specific environmental product declaration (EPD) according to EN 15804 with article-specific parameters / tested for 1,000,000 cycles and 300 kg door weight

Model

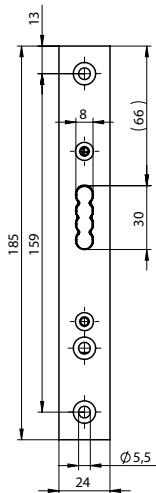
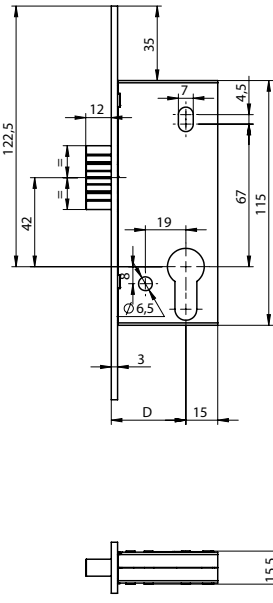
N1550

Suitable accessories can be found under Accessories.



Standard project lock narrow style

The versions: Data & Dimensions



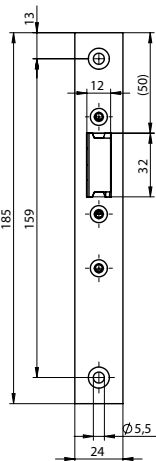
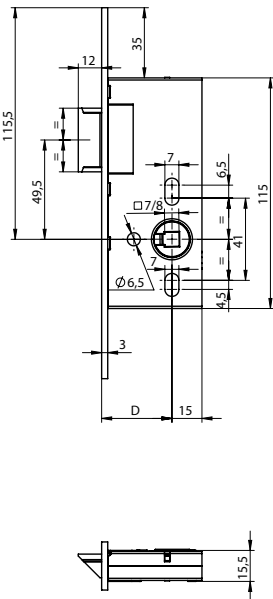
Deadbolt lock N1503

OneSystem deadbolt lock N1503 for single-leaf doors, product-specific environmental product declaration (EPD) in accordance with EN 15804 with article-specific Parameters.

Model

N1503

Suitable accessories can be found under Accessories.



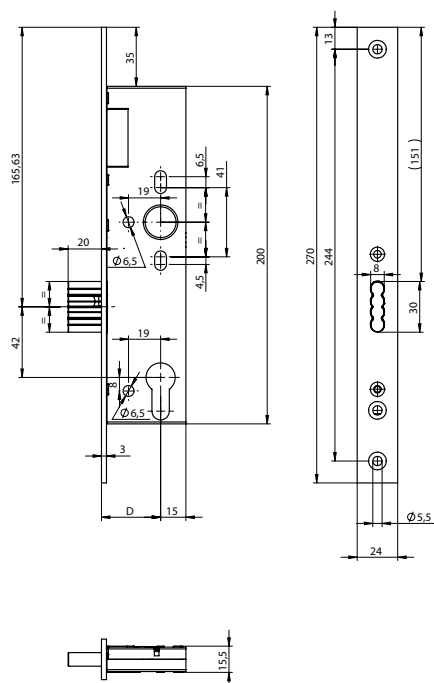
Latch lock N1502

OneSystem latch lock N1502 for single-leaf doors, product-specific environmental product declaration (EPD) in accordance with EN 15804 with article-specific Parameters.

Model

N1502

Suitable accessories can be found under Accessories.



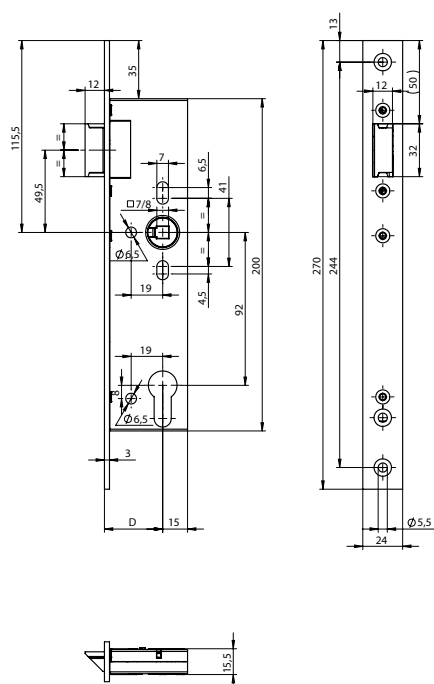
Deadbolt lock N1556

OneSystem bolt lock N1556 for single-leaf doors, product-specific environmental product declaration (EPD) in accordance with EN 15804 with article-specific parameters.

Model

N1556

Suitable accessories can be found under Accessories.



Latch lock for fire doors N1555

OneSystem latch lock N1555 as per EN 12209 / approved for fire barriers as per EN 1634 / product-specific environmental product declaration (EPD) as per DIN EN 15804 with article-specific parameters / tested for 1,000,000 cycles and doors weighing 300 kg

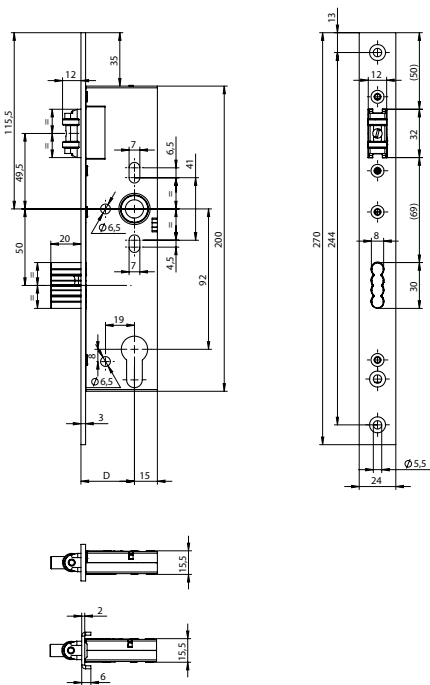
Model

N1555

Suitable accessories can be found under Accessories.

Standard project lock narrow style

The versions: Data & Dimensions

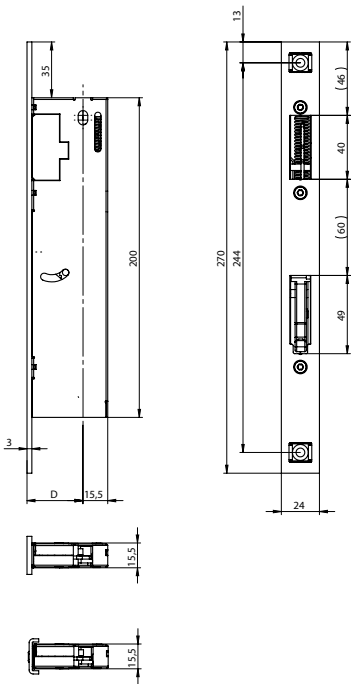


Roller latch lock N1510

OneSystem roller bolt lock N1510 for single-leaf doors, product-specific environmental product declaration (EPD) in accordance with EN 15804 with article-specific parameters.

Model
N1510

Suitable accessories can be found under Accessories.



Espagnolette N1910

OneSystem espagnolette N1910 for automatic locking of the inactive leaf upwards or downwards for double-leaf doors. For use with OneSystem locks from the series N1050, N155X, N16XX and N7XXX (N16XX and N7XXX only for partial panic) on the active leaf of double leaf profile doors.

Model
N1910

Suitable accessories can be found under Accessories.

Standard project lock narrow style

Sash locks



Sash lock N1500

Euro profile cylinders, follower 8 mm, distance 92 mm, DIN L/R

Function / Option

Standard
Silent latch
Follower spring
Silent latch + Follower spring

Backset

25 mm
30 mm
35 mm
40 mm
45 mm

0
1
2
3
4

00
01
20
21

Item	Face plate shape	Face plate length	Order no.
Sash lock	F3 x 20 mm	270 mm	N 1 5 0 0 0 * * 8 5 * 0 0 0 9
Sash lock	F3 x 24 mm	270 mm	N 1 5 0 0 0 * * 8 5 * 0 0 0 8
Sash lock	U6 x 24 mm	270 mm	N 1 5 0 0 0 * * 8 5 * 0 0 1 8
Sash lock	R3 x 20 mm	270 mm	N 1 5 0 0 0 * * 8 5 * 0 0 0 R
Sash lock	R3 x 24 mm	270 mm	N 1 5 0 0 0 * * 8 5 * 0 0 0 Q
Sash lock	F3 x 20 mm	320 mm	N 1 5 0 0 0 * * 8 5 * 0 0 0 E
Sash lock	F3 x 24 mm	320 mm	N 1 5 0 0 0 * * 8 5 * 0 0 0 1
Sash lock	U6 x 24 mm	320 mm	N 1 5 0 0 0 * * 8 5 * 0 0 0 F
Sash lock	R3 x 20 mm	320 mm	N 1 5 0 0 0 * * 8 5 * 0 0 0 Z
Sash lock	R3 x 24 mm	320 mm	N 1 5 0 0 0 * * 8 5 * 0 0 0 Y

For U-Face plate shaped versions, the end caps are included in the scope of supply. Please note; for U-Face plate shaped versions, the backset is shortened by 1mm.

Sash lock N1500

Swiss round cylinders, follower 8 mm, distance 94 mm, DIN L/R

Function / Option

Standard
Silent latch
Follower spring
Silent latch + Follower spring

Backset

25 mm
30 mm
35 mm
40 mm
45 mm

0
1
2
3
4

00
01
20
21

Item	Face plate shape	Face plate length	Order no.
Sash lock	F3 x 20 mm	270 mm	N 1 5 0 0 0 * * 8 9 * 0 0 0 9
Sash lock	F3 x 24 mm	270 mm	N 1 5 0 0 0 * * 8 9 * 0 0 0 8
Sash lock	U6 x 24 mm	270 mm	N 1 5 0 0 0 * * 8 9 * 0 0 1 8
Sash lock	R3 x 20 mm	270 mm	N 1 5 0 0 0 * * 8 9 * 0 0 0 R
Sash lock	R3 x 24 mm	270 mm	N 1 5 0 0 0 * * 8 9 * 0 0 0 Q
Sash lock	F3 x 20 mm	320 mm	N 1 5 0 0 0 * * 8 9 * 0 0 0 E
Sash lock	F3 x 24 mm	320 mm	N 1 5 0 0 0 * * 8 9 * 0 0 0 1
Sash lock	U6 x 24 mm	320 mm	N 1 5 0 0 0 * * 8 9 * 0 0 0 F
Sash lock	R3 x 20 mm	320 mm	N 1 5 0 0 0 * * 8 9 * 0 0 0 Z
Sash lock	R3 x 24 mm	320 mm	N 1 5 0 0 0 * * 8 9 * 0 0 0 Y

For U-Face plate shaped versions, the end caps are included in the scope of supply. Please note; for U-Face plate shaped versions, the backset is shortened by 1mm.

Standard project lock narrow style

Sash locks for fire doors

Sash lock for fire doors N1550

Euro profile cylinders, follower 9 mm, distance 92 mm, DIN L/R



Function / Option

Standard
 Silent latch
 Follower spring
 Silent latch + Follower spring

Backset

25 mm 0
 30 mm 1
 35 mm 2
 40 mm 3
 45 mm 4

Item	Face plate shape	Face plate length	Order no.
Sash lock for fire doors	F3 x 20 mm	270 mm	N 1 5 5 0 0 * * 9 5 * 0 0 0 9
Sash lock for fire doors	F3 x 24 mm	270 mm	N 1 5 5 0 0 * * 9 5 * 0 0 0 8
Sash lock for fire doors	U6 x 24 mm	270 mm	N 1 5 5 0 0 * * 9 5 * 0 0 1 8
Sash lock for fire doors	R3 x 20 mm	270 mm	N 1 5 5 0 0 * * 9 5 * 0 0 0 R
Sash lock for fire doors	R3 x 24 mm	270 mm	N 1 5 5 0 0 * * 9 5 * 0 0 0 Q
Sash lock for fire doors	F3 x 20 mm	320 mm	N 1 5 5 0 0 * * 9 5 * 0 0 0 E
Sash lock for fire doors	F3 x 24 mm	320 mm	N 1 5 5 0 0 * * 9 5 * 0 0 0 1
Sash lock for fire doors	U6 x 24 mm	320 mm	N 1 5 5 0 0 * * 9 5 * 0 0 0 F
Sash lock for fire doors	R3 x 20 mm	320 mm	N 1 5 5 0 0 * * 9 5 * 0 0 0 Z
Sash lock for fire doors	R3 x 24 mm	320 mm	N 1 5 5 0 0 * * 9 5 * 0 0 0 Y

For U-Face plate shaped versions, the end caps are included in the scope of supply. Please note:, for U-Face plate shaped versions, the backset is shortened by 1mm.

Sash lock for fire doors N1550

Swiss round cylinders, follower 9 mm, distance 94 mm, DIN L/R

Function / Option

Standard
 Silent latch
 Follower spring
 Silent latch + Follower spring

Backset

25 mm 0
 30 mm 1
 35 mm 2
 40 mm 3
 45 mm 4

Item	Face plate shape	Face plate length	Order no.
Sash lock for fire doors	F3 x 20 mm	270 mm	N 1 5 5 0 0 * * 9 9 * 0 0 0 9
Sash lock for fire doors	F3 x 24 mm	270 mm	N 1 5 5 0 0 * * 9 9 * 0 0 0 8
Sash lock for fire doors	U6 x 24 mm	270 mm	N 1 5 5 0 0 * * 9 9 * 0 0 1 8
Sash lock for fire doors	R3 x 20 mm	270 mm	N 1 5 5 0 0 * * 9 9 * 0 0 0 R
Sash lock for fire doors	R3 x 24 mm	270 mm	N 1 5 5 0 0 * * 9 9 * 0 0 0 Q
Sash lock for fire doors	F3 x 20 mm	320 mm	N 1 5 5 0 0 * * 9 9 * 0 0 0 E
Sash lock for fire doors	F3 x 24 mm	320 mm	N 1 5 5 0 0 * * 9 9 * 0 0 0 1
Sash lock for fire doors	U6 x 24 mm	320 mm	N 1 5 5 0 0 * * 9 9 * 0 0 0 F
Sash lock for fire doors	R3 x 20 mm	320 mm	N 1 5 5 0 0 * * 9 9 * 0 0 0 Z
Sash lock for fire doors	R3 x 24 mm	320 mm	N 1 5 5 0 0 * * 9 9 * 0 0 0 Y

For U-Face plate shaped versions, the end caps are included in the scope of supply. Please note:, for U-Face plate shaped versions, the backset is shortened by 1mm.

Standard project lock narrow style

Latch locks for fire doors



Latch lock for fire doors N1555

Euro profile cylinders, follower 9 mm, distance 92 mm, DIN L/R

Function / Option

Standard
Silent latch
Follower spring
Silent latch + Follower spring

Backset

25 mm
30 mm
35 mm
40 mm
45 mm

0
1
2
3
4

00
01
20
21

Item	Face plate shape	Face plate length	Order no.
Latch lock for fire doors	F3 x 20 mm	270 mm	N 1 5 5 5 0 * * 9 5 * 0 0 0 9
Latch lock for fire doors	F3 x 24 mm	270 mm	N 1 5 5 5 0 * * 9 5 * 0 0 0 8
Latch lock for fire doors	U6 x 24 mm	270 mm	N 1 5 5 5 0 * * 9 5 * 0 0 1 8
Latch lock for fire doors	R3 x 20 mm	270 mm	N 1 5 5 5 0 * * 9 5 * 0 0 0 R
Latch lock for fire doors	R3 x 24 mm	270 mm	N 1 5 5 5 0 * * 9 5 * 0 0 0 Q
Latch lock for fire doors	F3 x 20 mm	320 mm	N 1 5 5 5 0 * * 9 5 * 0 0 0 E
Latch lock for fire doors	F3 x 24 mm	320 mm	N 1 5 5 5 0 * * 9 5 * 0 0 0 1
Latch lock for fire doors	U6 x 24 mm	320 mm	N 1 5 5 5 0 * * 9 5 * 0 0 0 F
Latch lock for fire doors	R3 x 20 mm	320 mm	N 1 5 5 5 0 * * 9 5 * 0 0 0 Z
Latch lock for fire doors	R3 x 24 mm	320 mm	N 1 5 5 5 0 * * 9 5 * 0 0 0 Y

For U-Face plate shaped versions, the end caps are included in the scope of supply. Please note:, for U-Face plate shaped versions, the backset is shortened by 1mm.

Latch lock for fire doors N1555

Swiss round cylinders, follower 9 mm, distance 94 mm, DIN L/R

Function / Option

Standard
Silent latch
Follower spring
Silent latch + Follower spring

Backset

25 mm
30 mm
35 mm
40 mm
45 mm

0
1
2
3
4

00
01
20
21

Item	Face plate shape	Face plate length	Order no.
Latch lock for fire doors	F3 x 20 mm	270 mm	N 1 5 5 5 0 * * 9 9 * 0 0 0 9
Latch lock for fire doors	F3 x 24 mm	270 mm	N 1 5 5 5 0 * * 9 9 * 0 0 0 8
Latch lock for fire doors	U6 x 24 mm	270 mm	N 1 5 5 5 0 * * 9 9 * 0 0 1 8
Latch lock for fire doors	R3 x 20 mm	270 mm	N 1 5 5 5 0 * * 9 9 * 0 0 0 R
Latch lock for fire doors	R3 x 24 mm	270 mm	N 1 5 5 5 0 * * 9 9 * 0 0 0 Q
Latch lock for fire doors	F3 x 20 mm	320 mm	N 1 5 5 5 0 * * 9 9 * 0 0 0 E
Latch lock for fire doors	F3 x 24 mm	320 mm	N 1 5 5 5 0 * * 9 9 * 0 0 0 1
Latch lock for fire doors	U6 x 24 mm	320 mm	N 1 5 5 5 0 * * 9 9 * 0 0 0 F
Latch lock for fire doors	R3 x 20 mm	320 mm	N 1 5 5 5 0 * * 9 9 * 0 0 0 Z
Latch lock for fire doors	R3 x 24 mm	320 mm	N 1 5 5 5 0 * * 9 9 * 0 0 0 Y

For U-Face plate shaped versions, the end caps are included in the scope of supply. Please note:, for U-Face plate shaped versions, the backset is shortened by 1mm.

Standard project lock narrow style

Deadbolt locks

**Deadbolt lock N1556**

Euro profile cylinders, distance 92 mm, DIN L/R

Backset

25 mm	0
30 mm	1
35 mm	2
40 mm	3
45 mm	4

Item	Face plate shape	Face plate length	Order no.
Deadbolt lock	F3 x 20 mm	270 mm	N 1 5 5 6 0 0 0 X 5 * 0 0 0 9
Deadbolt lock	F3 x 24 mm	270 mm	N 1 5 5 6 0 0 0 X 5 * 0 0 0 8
Deadbolt lock	U6 x 24 mm	270 mm	N 1 5 5 6 0 0 0 X 5 * 0 0 1 8
Deadbolt lock	R3 x 20 mm	270 mm	N 1 5 5 6 0 0 0 X 5 * 0 0 0 R
Deadbolt lock	R3 x 24 mm	270 mm	N 1 5 5 6 0 0 0 X 5 * 0 0 0 Q
Deadbolt lock	F3 x 20 mm	320 mm	N 1 5 5 6 0 0 0 X 5 * 0 0 0 E
Deadbolt lock	F3 x 24 mm	320 mm	N 1 5 5 6 0 0 0 X 5 * 0 0 0 1
Deadbolt lock	U6 x 24 mm	320 mm	N 1 5 5 6 0 0 0 X 5 * 0 0 0 F
Deadbolt lock	R3 x 20 mm	320 mm	N 1 5 5 6 0 0 0 X 5 * 0 0 0 Z
Deadbolt lock	R3 x 24 mm	320 mm	N 1 5 5 6 0 0 0 X 5 * 0 0 0 Y

For U-Face plate shaped versions, the end caps are included in the scope of supply. Please note:, for U-Face plate shaped versions, the backset is shortened by 1mm.

Deadbolt lock N1556

Swiss round cylinders, distance 94 mm, DIN L/R

Backset

25 mm	0
30 mm	1
35 mm	2
40 mm	3
45 mm	4

Item	Face plate shape	Face plate length	Order no.
Deadbolt lock	F3 x 20 mm	270 mm	N 1 5 5 6 0 0 0 X 9 * 0 0 0 9
Deadbolt lock	F3 x 24 mm	270 mm	N 1 5 5 6 0 0 0 X 9 * 0 0 0 8
Deadbolt lock	U6 x 24 mm	270 mm	N 1 5 5 6 0 0 0 X 9 * 0 0 1 8
Deadbolt lock	R3 x 20 mm	270 mm	N 1 5 5 6 0 0 0 X 9 * 0 0 0 R
Deadbolt lock	R3 x 24 mm	270 mm	N 1 5 5 6 0 0 0 X 9 * 0 0 0 Q
Deadbolt lock	F3 x 20 mm	320 mm	N 1 5 5 6 0 0 0 X 9 * 0 0 0 E
Deadbolt lock	F3 x 24 mm	320 mm	N 1 5 5 6 0 0 0 X 9 * 0 0 0 1
Deadbolt lock	U6 x 24 mm	320 mm	N 1 5 5 6 0 0 0 X 9 * 0 0 0 F
Deadbolt lock	R3 x 20 mm	320 mm	N 1 5 5 6 0 0 0 X 9 * 0 0 0 Z
Deadbolt lock	R3 x 24 mm	320 mm	N 1 5 5 6 0 0 0 X 9 * 0 0 0 Y

For U-Face plate shaped versions, the end caps are included in the scope of supply. Please note:, for U-Face plate shaped versions, the backset is shortened by 1mm.

Standard project lock narrow style

Roller latch locks



Roller latch lock N1510

Euro profile cylinders, follower 8 mm, distance 92 mm, DIN L/R

Backset

25 mm
30 mm
35 mm
40 mm
45 mm

0
1
2
3
4

Item	Face plate shape	Face plate length	Order no.
Roller latch lock	F3 x 20 mm	270 mm	N 1 5 1 0 0 0 0 8 5 * 0 0 0 9
Roller latch lock	F3 x 24 mm	270 mm	N 1 5 1 0 0 0 0 8 5 * 0 0 0 8
Roller latch lock	U6 x 24 mm	270 mm	N 1 5 1 0 0 0 0 8 5 * 0 0 1 8
Roller latch lock	R3 x 20 mm	270 mm	N 1 5 1 0 0 0 0 8 5 * 0 0 0 R
Roller latch lock	R3 x 24 mm	270 mm	N 1 5 1 0 0 0 0 8 5 * 0 0 0 Q
Roller latch lock	F3 x 20 mm	320 mm	N 1 5 1 0 0 0 0 8 5 * 0 0 0 E
Roller latch lock	F3 x 24 mm	320 mm	N 1 5 1 0 0 0 0 8 5 * 0 0 0 1
Roller latch lock	U6 x 24 mm	320 mm	N 1 5 1 0 0 0 0 8 5 * 0 0 0 F
Roller latch lock	R3 x 20 mm	320 mm	N 1 5 1 0 0 0 0 8 5 * 0 0 0 Z
Roller latch lock	R3 x 24 mm	320 mm	N 1 5 1 0 0 0 0 8 5 * 0 0 0 Y

For U-Face plate shaped versions, the end caps are included in the scope of supply. Please note; for U-Face plate shaped versions, the backset is shortened by 1mm.

Roller latch lock N1510

Swiss round cylinders, follower 8 mm, distance 94 mm, DIN L/R

Backset

25 mm
30 mm
35 mm
40 mm
45 mm

0
1
2
3
4

Item	Face plate shape	Face plate length	Order no.
Roller latch lock	F3 x 20 mm	270 mm	N 1 5 1 0 0 0 0 8 9 * 0 0 0 9
Roller latch lock	F3 x 24 mm	270 mm	N 1 5 1 0 0 0 0 8 9 * 0 0 0 8
Roller latch lock	U6 x 24 mm	270 mm	N 1 5 1 0 0 0 0 8 9 * 0 0 1 8
Roller latch lock	R3 x 20 mm	270 mm	N 1 5 1 0 0 0 0 8 9 * 0 0 0 R
Roller latch lock	R3 x 24 mm	270 mm	N 1 5 1 0 0 0 0 8 9 * 0 0 0 Q
Roller latch lock	F3 x 20 mm	320 mm	N 1 5 1 0 0 0 0 8 9 * 0 0 0 E
Roller latch lock	F3 x 24 mm	320 mm	N 1 5 1 0 0 0 0 8 9 * 0 0 0 1
Roller latch lock	U6 x 24 mm	320 mm	N 1 5 1 0 0 0 0 8 9 * 0 0 0 F
Roller latch lock	R3 x 20 mm	320 mm	N 1 5 1 0 0 0 0 8 9 * 0 0 0 Z
Roller latch lock	R3 x 24 mm	320 mm	N 1 5 1 0 0 0 0 8 9 * 0 0 0 Y

For U-Face plate shaped versions, the end caps are included in the scope of supply. Please note; for U-Face plate shaped versions, the backset is shortened by 1mm.

Standard project lock narrow style

Deadbolt and latch locks



Deadbolt lock N1503
Euro profile cylinder, DIN L/R

Backset
25 mm 0
30 mm 1
35 mm 2
40 mm 3
45 mm 4

Item	Face plate shape	Face plate length	Order no.
Deadbolt lock	F3 x 20 mm	185 mm	N 1 5 0 3 0 0 0 X X * 0 0 1 D
Deadbolt lock	F3 x 24 mm	185 mm	N 1 5 0 3 0 0 0 X X * 0 0 1 C
Deadbolt lock	U6 x 24 mm	185 mm	N 1 5 0 3 0 0 0 X X * 0 0 1 G
Deadbolt lock	R3 x 20 mm	185 mm	N 1 5 0 3 0 0 0 X X * 0 0 1 B
Deadbolt lock	R3 x 24 mm	185 mm	N 1 5 0 3 0 0 0 X X * 0 0 1 A

For U-Face plate shaped versions, the end caps are included in the scope of supply. Please note:, for U-Face plate shaped versions, the backset is shortened by 1mm.



Latch lock N1502
Follower 8 mm, DIN L/R

Backset
25 mm 0
30 mm 1
35 mm 2
40 mm 3
45 mm 4

Function / Option
Standard
Silent latch
Follower spring
Silent latch + Follower spring

00
01
20
21

Item	Face plate shape	Face plate length	Order no.
Latch lock	F3 x 20 mm	185 mm	N 1 5 0 2 0 * * 8 X * 0 0 1 D
Latch lock	F3 x 24 mm	185 mm	N 1 5 0 2 0 * * 8 X * 0 0 1 C
Latch lock	U6x24mm	185 mm	N 1 5 0 2 0 * * 8 X * 0 0 1 G
Latch lock	R3 x 20 mm	185 mm	N 1 5 0 2 0 * * 8 X * 0 0 1 B
Latch lock	R3 x 24 mm	185 mm	N 1 5 0 2 0 * * 8 X * 0 0 1 A

For U-Face plate shaped versions, the end caps are included in the scope of supply. Please note:, for U-Face plate shaped versions, the backset is shortened by 1mm.

Standard project lock narrow style

Espagnolette



Espagnolette N1910

DIN L/R

Backset

30 mm
35 mm
40 mm
45 mm

1
2
3
4

Item	Face plate shape	Face plate length	Order no.
Espagnolette	F3 x 20 mm	270 mm	N 1 9 1 0 0 0 0 X X * 0 0 0 7
Espagnolette	F3 x 24 mm	270 mm	N 1 9 1 0 0 0 0 X X * 0 0 0 8
Espagnolette	U6 x 24 mm	270 mm	N 1 9 1 0 0 0 0 X X * 0 0 0 A
Espagnolette	R3 x 20 mm	270 mm	N 1 9 1 0 0 0 0 X X * 0 0 0 3
Espagnolette	R3 x 24 mm	270 mm	N 1 9 1 0 0 0 0 X X * 0 0 0 4
Espagnolette	F3 x 20 mm	320 mm	N 1 9 1 0 0 0 0 X X * 0 0 0 D
Espagnolette	F3 x 24 mm	320 mm	N 1 9 1 0 0 0 0 X X * 0 0 0 E
Espagnolette	U6 x 24 mm	320 mm	N 1 9 1 0 0 0 0 X X * 0 0 0 F
Espagnolette	R3 x 20 mm	320 mm	N 1 9 1 0 0 0 0 X X * 0 0 0 B
Espagnolette	R3 x 24 mm	320 mm	N 1 9 1 0 0 0 0 X X * 0 0 0 C

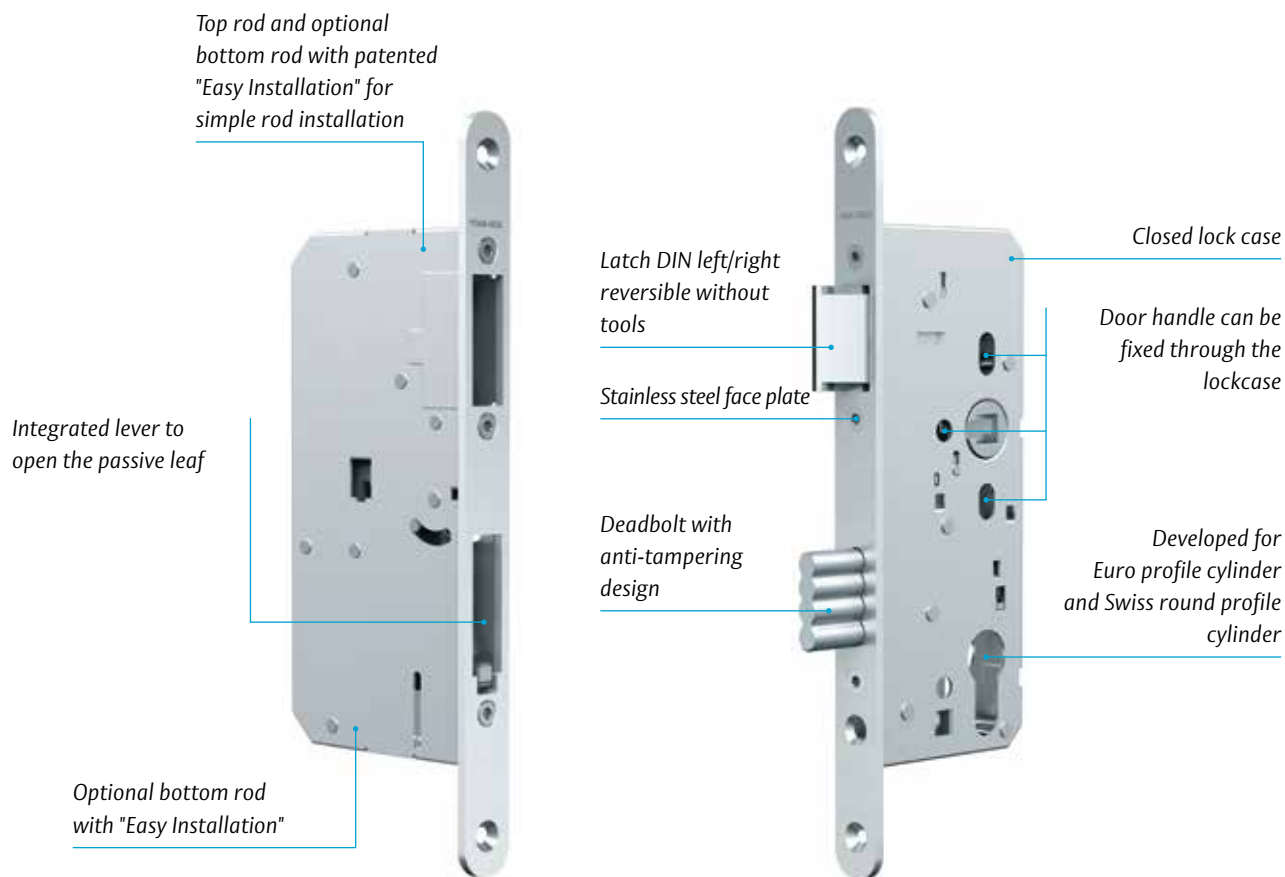
For U-Face plate shaped versions, the end caps are included in the scope of supply. Please note:, for U-Face plate shaped versions, the backset is shortened by 1mm.

Standard project lock wide style always fits wherever you install it

This multi-talented project lock impresses with its versatility with regard to function, security and reliability. As a wide style version, suitable for single-leaf doors and for double-leaf doors in combination with a unique espagnolette in the passive leaf. The new feature is that the espagnolette is integrated in the strikeplate. Bathroom lock or latch lock and deadbolt lock versions are also available for optimal usage flexibility.

Standard project lock, wide stile – the benefits:

- Environmental product declaration (EPD) in accordance with EN 15804
- Tested for 1,000,000 cycles and 300 kg door weight
- Compliance with EN 12209
- Small rear backset 17 mm
- Continuous screw connection of escutcheons
- Suitable espagnolette integrated in the strikeplate
- 20 mm bolt throw with a single rotation
- Also available as a fire protection version
- Closed lock case
- Latch DIN left/right reversible without tools
- Security escutcheons and round rosettes can be screwed on through the lock
- Stainless steel faceplate
- Deadbolt with anti-tampering design
- Developed for Euro profile cylinder and Swiss round Profile cylinder

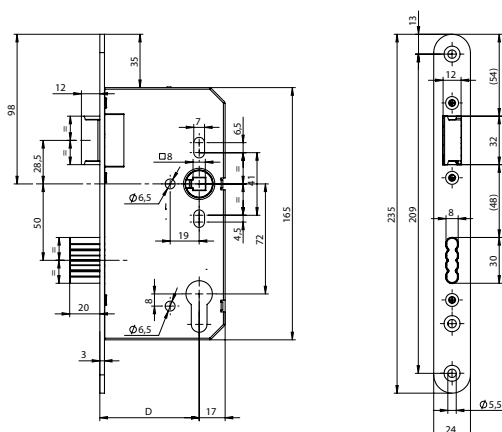


Standard project lock wide style

The versions: Data & Dimensions

Technical attributes

Forend	Flat face plate: R3 x 20 mm, R3 x 24 mm, F3x20 mm, F3x 24 mm
Backset	55, 60, 65, 80, 100 mm
Distance	72 mm (prepared for Euro profile cylinder), 74 mm (prepared for Swiss round cylinder)
Material faceplate	Stainless steel
Latch	DIN L/R (symmetrical face plate), DIN left or DIN right (asymmetrical face plate according to DIN 18251-1)
Bolt throw	20 mm
Handle follower	8 mm (without fire protection), 9 mm (with fire protection)
Standards	EN 12209



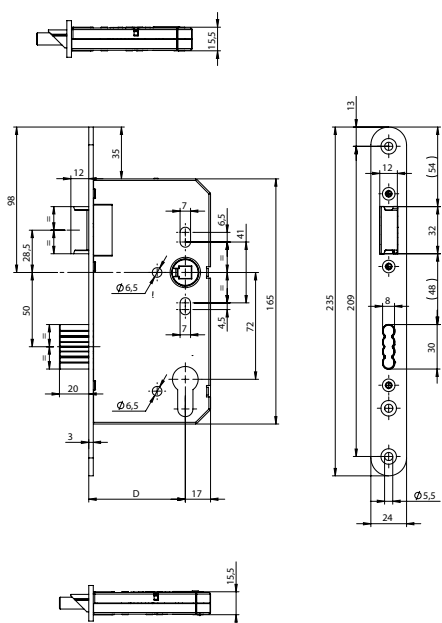
Sash lock N1000

OneSystem sash lock N1000 according to EN 12209 for single-leaf standard doors, product-specific environmental product declaration (EPD) according to EN 15804 with article-specific parameters / tested for 1,000,000 cycles and 300 kg door weight

Model

N1000

Suitable accessories can be found under Accessories.



Sash lock for fire doors N1050

OneSystem sash lock N1050 according to EN 12209 for single-leaf standard doors / approved for fire barriers according to EN 1634 / product-specific environmental product declaration (EPD) according to EN 15804 with article-specific parameters / tested for 1,000,000 cycles and 300 kg door weight

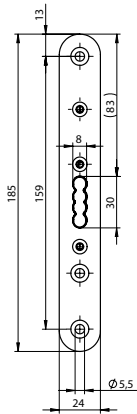
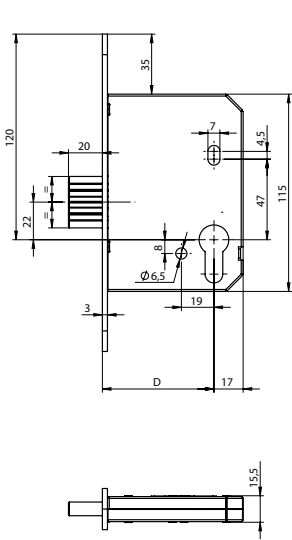
Model

N1050

Suitable accessories can be found under Accessories.

Standard project lock wide style

The versions: Data & Dimensions

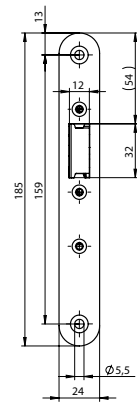
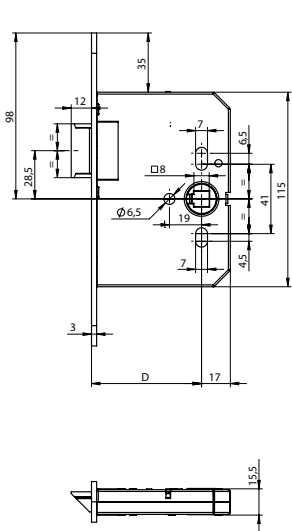


Deadbolt lock N1003

OneSystem deadbolt lock N1003 for single-leaf standard doors, product-specific environmental product declaration (EPD) in accordance with EN 15804 with article-specific Parameters.

Model
N1003

Suitable accessories can be found under Accessories.

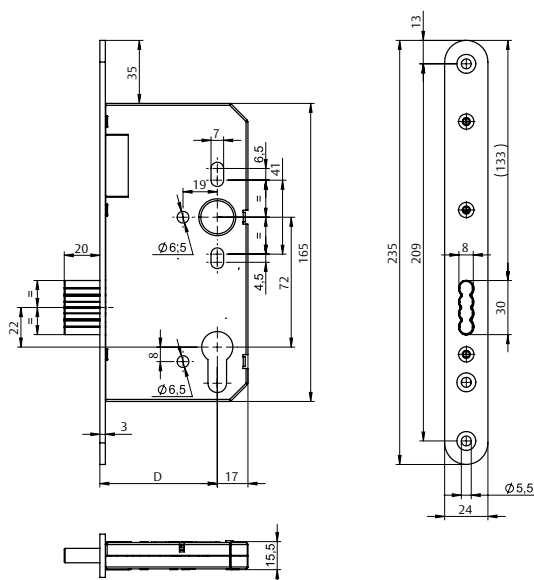


Latch lock N1002

OneSystem latch lock N1002 for single-leaf standard doors, product-specific environmental product declaration (EPD) in accordance with EN 15804 with article-specific Parameters.

Model
N1002

Suitable accessories can be found under Accessories.



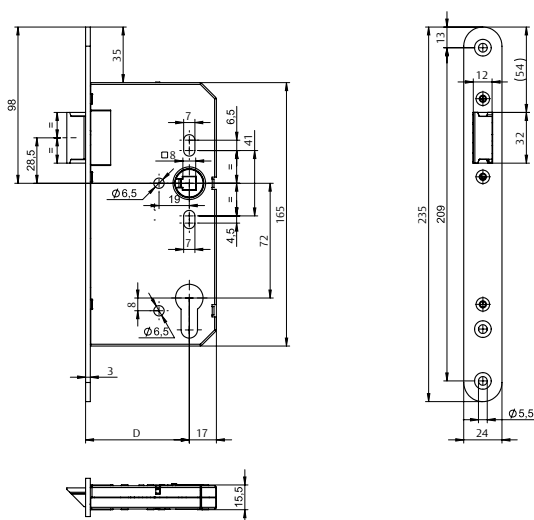
Deadbolt lock N1056

OneSystem deadbolt-lock N1056 for single-leaf standard doors, product-specific environmental product declaration (EPD) as per EN 15804 with article-specific parameters

Model

N1056

Suitable accessories can be found under Accessories.



Latch lock for fire doors N1055

OneSystem latch lock N1055 as per EN 12209 for single-leaf standard doors/approved for fire barriers as per EN 1634/product-specific environmental product declaration (EPD) as per EN 15804 with article-specific parameters/tested for 1,000,000 cycles and doors weighing 300 kg

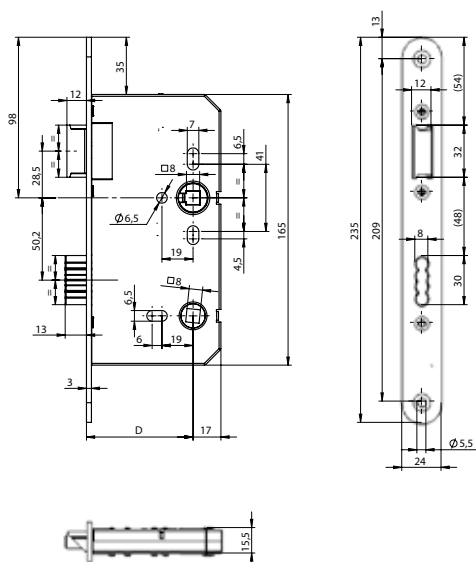
Model

N1055

Suitable accessories can be found under Accessories.

Standard project lock wide style

The versions: Data & Dimensions



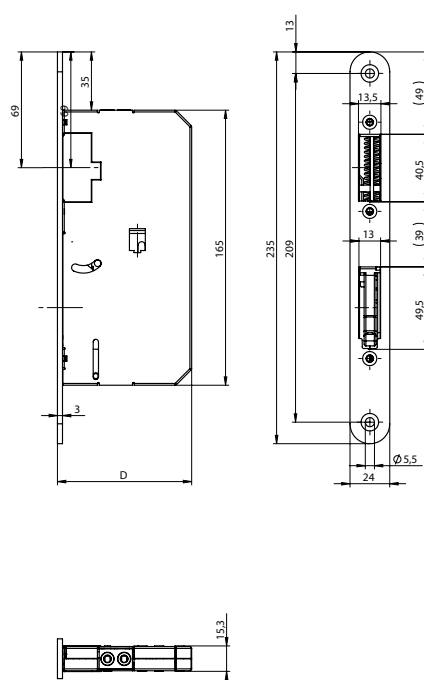
Bathroom lock N1001

OneSystem bathroom lock N1001 for single-leaf standard doors, product-specific environmental product declaration (EPD) in accordance with EN 15804 with article-specific Parameters.

Model

N1001

Suitable accessories can be found under Accessories.



Espagnolette N1410

OneSystem espagnolette N1410 for automatic locking of the inactive leaf upwards or downwards for double-leaf doors. For use with OneSystem locks from the series N1000, N105X and N11XX (N11XX only for partial panic) on the active leaf of double leaf wide style doors.

Model

N1410

Suitable accessories can be found under Accessories.

Sash locks

**Sash lock N1000**

Euro profile cylinders, follower 8 mm, distance 72 mm

Function / Option

Standard
 Silent latch
 Steel deadbolt
 Silent latch + steel bolt
 Follower spring
 Silent latch + steel bolt + follower spring

Backset

55 mm
 60 mm
 65 mm
 80 mm
 100 mm

1
 2
 3
 5
 7

00
 01
 02
 03
 20
 25

Item	Face plate shape	Face plate length	DIN direction	Order no.
Sash lock	R3 x 20 mm	235 mm	DIN L/R	N 1 0 0 0 0 * * 8 1 * 0 0 0 L
Sash lock	R3 x 24 mm	235 mm	DIN L/R	N 1 0 0 0 0 * * 8 1 * 0 0 0 K
Sash lock	R3 x 20 mm	235 mm	DIN L	N 1 0 0 0 2 * * 8 1 * 0 0 0 M
Sash lock	R3 x 20 mm	235 mm	DIN R	N 1 0 0 0 3 * * 8 1 * 0 0 0 M
Sash lock	F3x20mm	235 mm	DIN L/R	N 1 0 0 0 0 * * 8 1 * 0 0 0 5
Sash lock	F3x24 mm	235 mm	DIN L/R	N 1 0 0 0 0 * * 8 1 * 0 0 0 4

Steel deadbolt only available for backset 65 and 100 mm. 55, 60 and 80 mm on request.

Sash lock N1000

Swiss-round profile cylinder, follower 8 mm, distance 74 mm

Function / Option

Standard
 Silent latch
 Steel deadbolt
 Silent latch + steel bolt
 Follower spring
 Silent latch + steel bolt + follower spring

Backset

55 mm
 60 mm
 65 mm
 80 mm
 100 mm

1
 2
 3
 5
 7

00
 01
 02
 03
 20
 25

Item	Face plate shape	Face plate length	DIN direction	Order no.
Sash lock	R3 x 20 mm	235 mm	DIN L/R	N 1 0 0 0 0 * * 8 8 * 0 0 0 L
Sash lock	R3 x 24 mm	235 mm	DIN L/R	N 1 0 0 0 0 * * 8 8 * 0 0 0 K
Sash lock	R3 x 20 mm	235 mm	DIN L	N 1 0 0 0 2 * * 8 8 * 0 0 0 M
Sash lock	R3 x 20 mm	235 mm	DIN R	N 1 0 0 0 3 * * 8 8 * 0 0 0 M
Sash lock	F3x20 mm	235 mm	DIN L/R	N 1 0 0 0 0 * * 8 8 * 0 0 0 5
Sash lock	F3x24 mm	235 mm	DIN L/R	N 1 0 0 0 0 * * 8 8 * 0 0 0 4

Steel deadbolt only available for backset 65 and 100 mm. 55, 60 and 80 mm on request.

Standard project lock wide style

Sash locks for fire doors



Sash lock for fire doors N1050

Euro profile cylinders, follower 9 mm, distance 72 mm

Function / Option
 Standard
 Silent latch
 Steel deadbolt
 Silent latch + steel bolt
 Follower spring
 Silent latch + steel bolt + follower spring

Backset
 55 mm
 60 mm
 65 mm
 80 mm
 100 mm

00
01
02
03
20
25

1
2
3
5
7

Item	Face plate shape	Face plate length	DIN direction	Order no.
Sash lock for fire doors	R3 x 20 mm	235 mm	DIN L/R	N 1 0 5 0 0 * * 9 1 * 0 0 0 L
Sash lock for fire doors	R3 x 24 mm	235 mm	DIN L/R	N 1 0 5 0 0 * * 9 1 * 0 0 0 K
Sash lock for fire doors	R3 x 20 mm	235 mm	DIN L	N 1 0 5 0 2 * * 9 1 * 0 0 0 M
Sash lock for fire doors	R3 x 20 mm	235 mm	DIN R	N 1 0 5 0 3 * * 9 1 * 0 0 0 M
Sash lock for fire doors	F3x20 mm	235 mm	DIN L/R	N 1 0 5 0 0 * * 9 1 * 0 0 0 5
Sash lock for fire doors	F3x24 mm	235 mm	DIN L/R	N 1 0 5 0 0 * * 9 1 * 0 0 0 4

Steel deadbolt only available for backset 65 and 100 mm. 55, 60 and 80 mm on request.

Sash lock for fire doors N1050

Swiss-round profile cylinder, follower 9 mm, distance 74 mm

Function / Option
 Standard
 Silent latch
 Steel deadbolt
 Silent latch + steel bolt
 Follower spring
 Silent latch + steel bolt + follower spring

Backset
 55 mm
 60 mm
 65 mm
 80 mm
 100 mm

00
01
02
03
20
25

1
2
3
5
7

Item	Face plate shape	Face plate length	DIN direction	Order no.
Sash lock for fire doors	R3 x 20 mm	235 mm	DIN L/R	N 1 0 5 0 0 * * 9 8 * 0 0 0 L
Sash lock for fire doors	R3 x 24 mm	235 mm	DIN L/R	N 1 0 5 0 0 * * 9 8 * 0 0 0 K
Sash lock for fire doors	R3 x 20 mm	235 mm	DIN L	N 1 0 5 0 2 * * 9 8 * 0 0 0 M
Sash lock for fire doors	R3 x 20 mm	235 mm	DIN R	N 1 0 5 0 3 * * 9 8 * 0 0 0 M
Sash lock for fire doors	F3x20 mm	235 mm	DIN L/R	N 1 0 5 0 0 * * 9 8 * 0 0 0 5
Sash lock for fire doors	F3x24 mm	235 mm	DIN L/R	N 1 0 5 0 0 * * 9 8 * 0 0 0 4

Steel deadbolt only available for backset 65 and 100 mm. 55, 60 and 80 mm on request.

Standard project lock wide style

Latch locks for fire doors



Latch lock for fire doors N1055

Euro profile cylinders, follower 9 mm, distance 72 mm

Function / Option

Standard
 Silent latch
 Follower spring
 Silent latch + follower spring

Backset

55 mm
 60 mm
 65 mm
 80 mm
 100 mm

1
 2
 3
 5
 7

00
 01
 20
 22

Item	Face plate shape	Face plate length	DIN direction	Order no.
Latch lock for fire doors	R3 x 20 mm	235 mm	DIN L/R	N 1 0 5 5 0 * * 9 1 * 0 0 0 L
Latch lock for fire doors	R3 x 24 mm	235 mm	DIN L/R	N 1 0 5 5 0 * * 9 1 * 0 0 0 K
Latch lock for fire doors	R3 x 20 mm	235 mm	DIN L	N 1 0 5 5 2 * * 9 1 * 0 0 0 M
Latch lock for fire doors	R3 x 20 mm	235 mm	DIN R	N 1 0 5 5 3 * * 9 1 * 0 0 0 M
Latch lock for fire doors	F3x20 mm	235 mm	DIN L/R	N 1 0 5 5 0 * * 9 1 * 0 0 0 5
Latch lock for fire doors	F3x24 mm	235 mm	DIN L/R	N 1 0 5 5 0 * * 9 1 * 0 0 0 4

Latch lock for fire doors N1055

Swiss round cylinders, follower 9 mm, distance 74 mm

Function / Option

Standard
 Silent latch
 Follower spring
 Silent latch + follower spring

Backset

55 mm
 60 mm
 65 mm
 80 mm
 100 mm

1
 2
 3
 5
 7

00
 01
 20
 22

Item	Face plate shape	Face plate length	DIN direction	Order no.
Latch lock for fire doors	R3 x 20 mm	235 mm	DIN L/R	N 1 0 5 5 0 * * 9 8 * 0 0 0 L
Latch lock for fire doors	R3 x 24 mm	235 mm	DIN L/R	N 1 0 5 5 0 * * 9 8 * 0 0 0 K
Latch lock for fire doors	R3 x 20 mm	235 mm	DIN L	N 1 0 5 5 2 * * 9 8 * 0 0 0 M
Latch lock for fire doors	R3 x 20 mm	235 mm	DIN R	N 1 0 5 5 3 * * 9 8 * 0 0 0 M
Latch lock for fire doors	F3x20 mm	235 mm	DIN L/R	N 1 0 5 5 0 * * 9 8 * 0 0 0 5
Latch lock for fire doors	F3x24 mm	235 mm	DIN L/R	N 1 0 5 5 0 * * 9 8 * 0 0 0 4

Standard project lock wide style

Deadbolt locks



Deadbolt lock N1056
Euro profile cylinder

Function / Option
Standard
Deadbolt lock

Backset
55 mm
60 mm
65 mm
80 mm
100 mm

1
2
3
5
7

00
02

Item	Face plate shape	Face plate length	DIN direction	Order no.
Deadbolt lock	R3 x 20 mm	235 mm	DIN L/R	N 1 0 5 6 0 * * X 1 * 0 0 0 L
Deadbolt lock	R3 x 24 mm	235 mm	DIN L/R	N 1 0 5 6 0 * * X 1 * 0 0 0 K
Deadbolt lock	R3 x 20 mm	235 mm	DIN L	N 1 0 5 6 2 * * X 1 * 0 0 0 M
Deadbolt lock	R3 x 20 mm	235 mm	DIN R	N 1 0 5 6 3 * * X 1 * 0 0 0 M
Deadbolt lock	F3x20mm	235 mm	DIN L/R	N 1 0 5 6 0 * * X 1 * 0 0 0 5
Deadbolt lock	F3x24mm	235 mm	DIN L/R	N 1 0 5 6 0 * * X 1 * 0 0 0 4

Steel deadbolt only available for backset 65 and 100 mm. 55, 60 and 80 mm on request.

Deadbolt lock N1056
Swiss round cylinder

Function / Option
Standard
Deadbolt lock

Backset
55 mm
60 mm
65 mm
80 mm
100 mm

1
2
3
5
7

00
02

Item	Face plate shape	Face plate length	DIN direction	Order no.
Deadbolt lock	R3 x 20 mm	235 mm	DIN L/R	N 1 0 5 6 0 * * X 8 * 0 0 0 L
Deadbolt lock	R3 x 24 mm	235 mm	DIN L/R	N 1 0 5 6 0 * * X 8 * 0 0 0 K
Deadbolt lock	R3 x 20 mm	235 mm	DIN L	N 1 0 5 6 2 * * X 8 * 0 0 0 M
Deadbolt lock	R3 x 20 mm	235 mm	DIN R	N 1 0 5 6 3 * * X 8 * 0 0 0 M
Deadbolt lock	F3x20mm	235 mm	DIN L/R	N 1 0 5 6 0 * * X 8 * 0 0 0 5
Deadbolt lock	F3x24mm	235 mm	DIN L/R	N 1 0 5 6 0 * * X 8 * 0 0 0 4

Steel deadbolt only available for backset 65 and 100 mm. 55, 60 and 80 mm on request.

Standard project lock wide style

Bolt, latch and bathroom locks



Bathroom lock N1001

Follower 8 mm, distance 78 mm

Function / Option

Standard
Silent latch
Steel deadbolt
Silent latch + steel bolt
Follower spring
Silent latch + steel bolt + follower spring

Backset

55 mm
60 mm
65 mm
80 mm
100 mm

1
2
3
5
7

00
01
02
03
20
25

Item	Face plate shape	Face plate length	DIN direction	Order no.
Bathroom lock	R3 x 20 mm	235 mm	DIN L/R	N 1 0 0 1 0 * * 8 B * 0 0 0 L
Bathroom lock	R3 x 24 mm	235 mm	DIN L/R	N 1 0 0 1 0 * * 8 B * 0 0 0 K
Bathroom lock	R3 x 20 mm	235 mm	DIN L	N 1 0 0 1 2 * * 8 B * 0 0 0 M
Bathroom lock	R3 x 20 mm	235 mm	DIN R	N 1 0 0 1 3 * * 8 B * 0 0 0 M

Steel deadbolt only available for backset 65 and 100 mm. 55, 60 and 80 mm on request.



Deadbolt lock N1003

Euro profile cylinder

Function / Option

Standard
Steel deadbolt

Backset

55 mm
60 mm
65 mm
80 mm
100 mm

1
2
3
5
7

00
02

Item	Face plate shape	Face plate length	DIN direction	Order no.
Deadbolt lock	R3 x 20 mm	185 mm	DIN L/R	N 1 0 0 3 0 * * X X * 0 0 1 B
Deadbolt lock	R3 x 24 mm	185 mm	DIN L/R	N 1 0 0 3 0 * * X X * 0 0 1 A
Deadbolt lock	R3 x 20 mm	185 mm	DIN L	N 1 0 0 3 2 * * X X * 0 0 1 E
Deadbolt lock	R3 x 20 mm	185 mm	DIN R	N 1 0 0 3 3 * * X X * 0 0 1 E

Steel deadbolt only available for backset 65 and 100 mm. 55, 60 and 80 mm on request.

Standard project lock wide style

Bolt, latch and bathroom locks



Latch lock N1002
Follower 8 mm

- Function / Option
- Standard
 - Silent latch
 - Follower spring
 - Silent latch + follower spring

- Backset
- 55 mm
 - 60 mm
 - 65 mm
 - 80 mm
 - 100 mm

- 1
- 2
- 3
- 5
- 7

- 00
- 01
- 20
- 22

Item	Face plate shape	Face plate length	DIN direction	Order no.
Latch lock	R3 x 20 mm	185 mm	DIN L/R	N 1 0 0 2 0 * * 8 X * 0 0 1 B
Latch lock	R3 x 24 mm	185 mm	DIN L/R	N 1 0 0 2 0 * * 8 X * 0 0 1 A
Latch lock	R3 x 20 mm	185 mm	DIN L	N 1 0 0 2 2 * * 8 X * 0 0 1 E
Latch lock	R3 x 20 mm	185 mm	DIN R	N 1 0 0 2 3 * * 8 X * 0 0 1 E

Standard project lock wide style

Espagnolette



Espagnolette N1410
DIN L/R

Backset

65 mm

80 mm

100 mm

3
5
7

Item	Face plate shape	Face plate length	Order no.
Espagnolette	F3 x 20 mm	235 mm	N 1 4 1 0 0 0 0 X X * 0 0 0 5
Espagnolette	F3 x 24 mm	235 mm	N 1 4 1 0 0 0 0 X X * 0 0 0 6
Espagnolette	R3 x 20 mm	235 mm	N 1 4 1 0 0 0 0 X X * 0 0 0 1
Espagnolette	R3 x 24 mm	235 mm	N 1 4 1 0 0 0 0 X X * 0 0 0 2

Standard panic lock narrow style – more functions for more flexibility

The standard panic lock in the narrow version can be used for both single-leaf and double-leaf doors. For single-leaf panic doors with occasional leaf, the OneSystem espagnolette can be used. All panic locks from the OneSystem product portfolio are versatile and can be equipped with suitable monitoring functions depending on the requirements. The panic functions B, C, D and E offer a wide range of usage possibilities. In combination with the OneSystem panic bars type A and type B, they fulfil the requirements in accordance with EN 1125. The requirements in accordance with EN 179 are fulfilled in combination with various handle-versions.

Standard panic lock, narrow style – the benefits:

- Environmental product declaration (EPD) in accordance with EN 15804
- Tested for 200,000 cycles and 300 kg door weight
- Compliance with EN 179/EN 1125, EN 12209 and suitable for installation in fire doors.
- Small rear backset 15 mm
- Panic function inwards/outwards switchable
- Optional: Bus system with integrated monitoring sensors and simplified connection via 5-wire cable
- Closed lock case
- Latch, reversible between DIN left and right in new design for greater strength and with integrated noise reduction
- Security escutcheons and round rosettes can be screwed on through the lock
- Deadbolt with anti-tampering design
- Optional: Bus System with integrated monitoring function
- Developed for Euro profile cylinder and Swiss round Profile cylinder

Top rod and optional bottom rod with patented "Easy Installation" for simple rod installation

VarioFix – edorasy on-site adjustment

Pierced to accept bolt through furniture

Same rotation angle of 35° as on the lock

Optional bottom rod with "Easy Installation"

Latch, reversible between left and right in new design for greater strength with integrated noise reduction.

Deadbolt with anti-tampering design

Closed lock case

Door handle can be fixed through the lockcase

Optional monitoring function with integrated bus system

Developed for Euro profile cylinder and Swiss round profile cylinder



Standard panic lock narrow style

The versions: Data & Dimensions

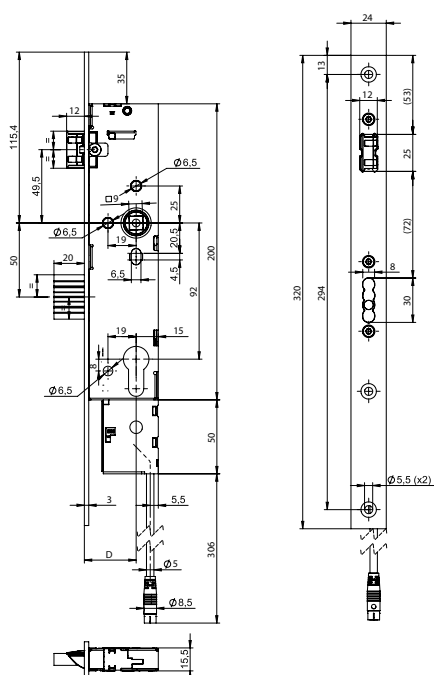
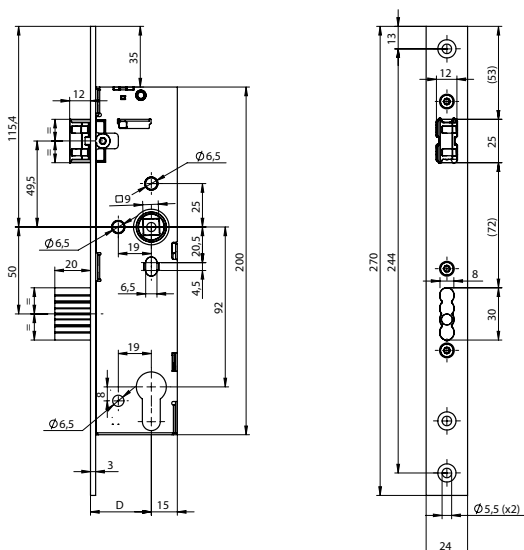
Technical attributes	
Forend	U-Face plate shaped face plate: U6 x 24 mm Flat face plate: F3 x 20 mm, F3 x 24 mm, R3 x 20 mm, R3 x 24 mm
Backset	30, 35, 40, 45 mm
Distance	92 mm (prepared for Euro profile cylinders) 94 mm (prepared for Swiss round cylinder)
Material faceplate	Stainless steel
Latch	DIN L/R (symmetrical face plate)
Bolt throw	20 mm
Handle follower	9 mm
Standards	EN 179, EN 1125, EN12209

Standard panic lock N16XX

OneSystem panic lock N16XX according to EN 179 and EN 1125 for narrow style doors. Approved for fire barriers according to EN 1634. Product-specific environmental product declaration (EPD) in accordance with EN 15804 with article-specific parameters. Tested for 200,000 cycles and 300 kg door weight

Panic function	Single-leaf	Double-leaf
B	N1600	N1602
C	N1604	N1606
D	N1608	N1610
E	N1612	N1614

Further accessories can be found under Accessories.



Standard panic lock with monitoring function N16XX

OneSystem panic lock N16XX according to EN 179 and EN 1125 for narrow style doors. Approved for fire barriers according to EN 1634. Product-specific environmental product declaration (EPD) in accordance with EN 15804 with article-specific parameters. Tested for 200,000 cycles and 300 kg door weight

Monitoring function with integrated bus system based on ASSA ABLOY Hi-O standard. Simplified connection to various ASSA ABLOY products by means of a 5-wire cable on the lock

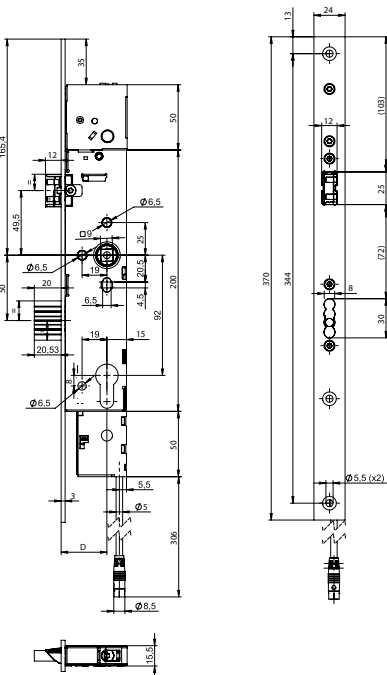
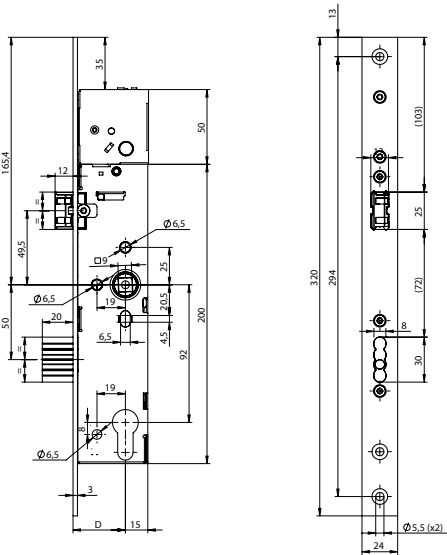
With integrated sensors for monitoring of inner handle > 5° operated, outer handle > 5° operated, outer handle coupled = on/off, deadbolt monitoring = unlocked/locked, cylinder monitoring

Accessories	Order no.
Connection lead	N 5 9 5 5 1 0 1 0 0 0 0 0 0 0
IO module	N 5 9 5 0 0 0 0 0 0 0 0 0 1 0

Standard panic lock narrow style

The versions: Data & Dimensions

Standard panic lock



Standard panic lock with top locking N16XX

OneSystem panic lock N16XX according to EN 179 and EN 1125 for narrow style doors with top rod. Approved for fire barriers according to EN 1634. Product-specific environmental product declaration (EPD) in accordance with EN 15804 with article-specific parameters. Tested for 200,000 cycles and 300 kg door weight

Panic function	Single-leaf	Double-leaf
B	N1601	N1603
C	N1605	N1607
D	N1609	N1611
E	N1613	N1615

Further accessories can be found under Accessories.

Standard panic lock with top locking and monitoring function N16XX

OneSystem panic lock N16XX according to EN 179 and EN 1125 for narrow style doors with top rod. Approved for fire barriers according to EN 1634. Product-specific environmental product declaration (EPD) in accordance with EN 15804 with article-specific parameters. Tested for 200,000 cycles and 300 kg door weight

Monitoring function with integrated bus system based on ASSA ABLOY Hi-O standard.

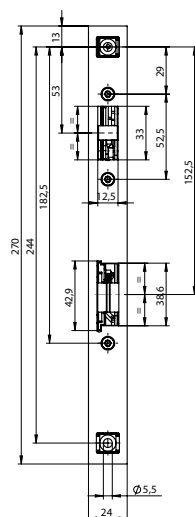
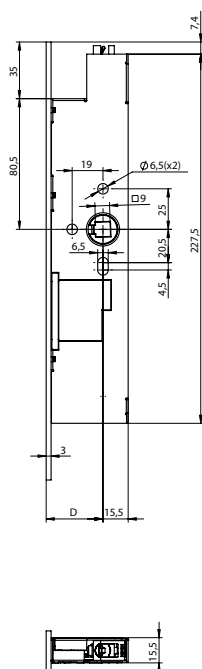
Simplified connection to various ASSA ABLOY products by means of a 5-wire cable on the lock

With integrated sensors for monitoring of inner handle > 5° operated, outer handle > 5° operated, outer handle coupled = on/off, deadbolt monitoring = unlocked/locked, cylinder monitoring

Accessories	Order no.
Connection lead	N 5 9 5 5 1 0 1 0 0 0 0 0 0 0
IO module	N 5 9 5 0 0 0 0 0 0 0 0 0 1 0

Standard panic lock narrow style

The versions: Data & Dimensions

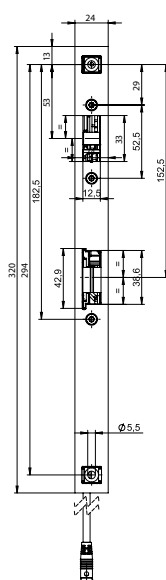
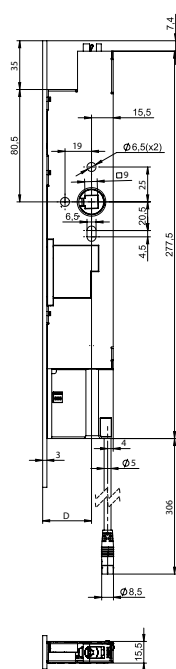
**Standard passive leaf lock N1920**

OneSystem standard passive leaf lock N1920 for automatic locking of the inactive leaf upwards or downwards for double-leaf doors. For use with OneSystem locks from the N16XX series on the active leaf. Approved for fire barriers as per EN 1634. Product-specific environmental product declaration (EPD) as per EN 15804 with article-specific parameters.

Model

N1920

Further accessories can be found under Accessories.

**Standard passive leaf lock with monitoring function N1920**

OneSystem standard passive leaf lock N1920 for automatic locking of the inactive leaf upwards or downwards for double-leaf doors. For use with OneSystem locks from the N16XX series on the active leaf. Approved for fire barriers as per EN 1634. Product-specific environmental product declaration (EPD) as per EN 15804 with article-specific parameters. Monitoring function with integrated bus system based on ASSA ABLOY Hi-O standard.

Simplified connection to various ASSA ABLOY products by means of a 5-wire cable on the lock

With integrated sensors for monitoring latch monitoring = door closed; panic handle $> 5^\circ$; bolt monitoring = door locked

Accessories

Connection lead

Order no.

N 5 9 5 5 1 0 1 0 0 0 0 0 0

IO module

N 5 9 5 0 0 0 0 0 0 0 0 0 1 0

Further accessories can be found under Accessories.

Standard panic lock narrow style

Panic function B

Standard panic lock N1600

Euro profile cylinders, single-leaf, follower 9 mm, distance 92 mm, DIN L/R

Backset

30 mm
35 mm
40 mm
45 mm1
2
3
4

Item	Face plate shape	Face plate length	Door system	Top locking	Monitoring	Order no.
Standard panic lock	F3 x 20 mm	270 mm	Single-leaf door	No	No	N 1 6 0 0 4 0 0 9 5 * 0 0 0 9
Standard panic lock	F3 x 24 mm	270 mm	Single-leaf door	No	No	N 1 6 0 0 4 0 0 9 5 * 0 0 0 8
Standard panic lock	U6 x 24 mm	270 mm	Single-leaf door	No	No	N 1 6 0 0 4 0 0 9 5 * 0 0 1 8
Standard panic lock	R3 x 20 mm	270 mm	Single-leaf door	No	No	N 1 6 0 0 4 0 0 9 5 * 0 0 0 R
Standard panic lock	R3 x 24 mm	270 mm	Single-leaf door	No	No	N 1 6 0 0 4 0 0 9 5 * 0 0 0 Q
Standard panic lock	F3 x 20 mm	320 mm	Single-leaf door	No	no - but prepared	N 1 6 0 0 4 0 0 9 5 * 0 0 0 E
Standard panic lock	F3 x 24 mm	320 mm	Single-leaf door	No	no - but prepared	N 1 6 0 0 4 0 0 9 5 * 0 0 0 1
Standard panic lock	U6 x 24 mm	320 mm	Single-leaf door	No	no - but prepared	N 1 6 0 0 4 0 0 9 5 * 0 0 0 F
Standard panic lock	R3 x 20 mm	320 mm	Single-leaf door	No	no - but prepared	N 1 6 0 0 4 0 0 9 5 * 0 0 0 Z
Standard panic lock	R3 x 24 mm	320 mm	Single-leaf door	No	no - but prepared	N 1 6 0 0 4 0 0 9 5 * 0 0 0 Y

Note: For U-Face plate shaped versions, the end caps are included in the scope of supply. Please note that the backset is shortened by 1mm for U-Face plate shaped versions. If variants with „no - but prepared“ are selected, the face plate is extended by 50 mm to the bottom. This version is designed for doors that may have a monitoring function retrofitted at a later time.

Standard panic lock N1600

Swiss round cylinders, single-leaf, follower 9 mm, distance 94 mm, DIN L/R

Backset

30 mm
35 mm
40 mm
45 mm1
2
3
4

Item	Face plate shape	Face plate length	Door system	Top locking	Monitoring	Order no.
Standard panic lock	F3 x 20 mm	270 mm	Single-leaf door	No	No	N 1 6 0 0 4 0 0 9 9 * 0 0 0 9
Standard panic lock	F3 x 24 mm	270 mm	Single-leaf door	No	No	N 1 6 0 0 4 0 0 9 9 * 0 0 0 8
Standard panic lock	U6 x 24 mm	270 mm	Single-leaf door	No	No	N 1 6 0 0 4 0 0 9 9 * 0 0 1 8
Standard panic lock	R3 x 20 mm	270 mm	Single-leaf door	No	No	N 1 6 0 0 4 0 0 9 9 * 0 0 0 R
Standard panic lock	R3 x 24 mm	270 mm	Single-leaf door	No	No	N 1 6 0 0 4 0 0 9 9 * 0 0 0 Q
Standard panic lock	F3 x 20 mm	320 mm	Single-leaf door	No	no - but prepared	N 1 6 0 0 4 0 0 9 9 * 0 0 0 E
Standard panic lock	F3 x 24 mm	320 mm	Single-leaf door	No	no - but prepared	N 1 6 0 0 4 0 0 9 9 * 0 0 0 1
Standard panic lock	U6 x 24 mm	320 mm	Single-leaf door	No	no - but prepared	N 1 6 0 0 4 0 0 9 9 * 0 0 0 F
Standard panic lock	R3 x 20 mm	320 mm	Single-leaf door	No	no - but prepared	N 1 6 0 0 4 0 0 9 9 * 0 0 0 Z
Standard panic lock	R3 x 24 mm	320 mm	Single-leaf door	No	no - but prepared	N 1 6 0 0 4 0 0 9 9 * 0 0 0 Y

Note: For U-Face plate shaped versions, the end caps are included in the scope of supply. Please note that the backset is shortened by 1mm for U-Face plate shaped versions. If variants with „no - but prepared“ are selected, the face plate is extended by 50 mm to the bottom. This version is designed for doors that may have a monitoring function retrofitted at a later time.

Standard panic lock narrow style

Panic function B



Standard panic lock N1602

Euro profile cylinders, double-leaf, follower 9 mm, distance 92 mm, DIN L/R

Backset

30 mm
35 mm
40 mm
45 mm1
2
3
4

Item	Face plate shape	Face plate length	Door system	Top locking	Monitoring	Order no.
Standard panic lock	F3 x 20 mm	270 mm	Double-leaf door	No	No	N 1 6 0 2 4 0 0 9 5 * 0 0 0 9
Standard panic lock	F3 x 24 mm	270 mm	Double-leaf door	No	No	N 1 6 0 2 4 0 0 9 5 * 0 0 0 8
Standard panic lock	U6 x 24 mm	270 mm	Double-leaf door	No	No	N 1 6 0 2 4 0 0 9 5 * 0 0 1 8
Standard panic lock	R3 x 20 mm	270 mm	Double-leaf door	No	No	N 1 6 0 2 4 0 0 9 5 * 0 0 0 R
Standard panic lock	R3 x 24 mm	270 mm	Double-leaf door	No	No	N 1 6 0 2 4 0 0 9 5 * 0 0 0 Q
Standard panic lock	F3 x 20 mm	320 mm	Double-leaf door	No	no - but prepared	N 1 6 0 2 4 0 0 9 5 * 0 0 0 E
Standard panic lock	F3 x 24 mm	320 mm	Double-leaf door	No	no - but prepared	N 1 6 0 2 4 0 0 9 5 * 0 0 0 1
Standard panic lock	U6 x 24 mm	320 mm	Double-leaf door	No	no - but prepared	N 1 6 0 2 4 0 0 9 5 * 0 0 0 F
Standard panic lock	R3 x 20 mm	320 mm	Double-leaf door	No	no - but prepared	N 1 6 0 2 4 0 0 9 5 * 0 0 0 Z
Standard panic lock	R3 x 24 mm	320 mm	Double-leaf door	No	no - but prepared	N 1 6 0 2 4 0 0 9 5 * 0 0 0 Y

Note: For U-Face plate shaped versions, the end caps are included in the scope of supply. Please note that the backset is shortened by 1mm for U-Face plate shaped versions. If variants with „no - but prepared“ are selected, the face plate is extended by 50 mm to the bottom. This version is designed for doors that may have a monitoring function retrofitted at a later time.

Standard panic lock N1602

Swiss round cylinders, double-leaf, follower 9 mm, distance 94 mm, DIN L/R

Backset

30 mm
35 mm
40 mm
45 mm1
2
3
4

Item	Face plate shape	Face plate length	Door system	Top locking	Monitoring	Order no.
Standard panic lock	F3 x 20 mm	270 mm	Double-leaf door	No	No	N 1 6 0 2 4 0 0 9 9 * 0 0 0 9
Standard panic lock	F3 x 24 mm	270 mm	Double-leaf door	No	No	N 1 6 0 2 4 0 0 9 9 * 0 0 0 8
Standard panic lock	U6 x 24 mm	270 mm	Double-leaf door	No	No	N 1 6 0 2 4 0 0 9 9 * 0 0 1 8
Standard panic lock	R3 x 20 mm	270 mm	Double-leaf door	No	No	N 1 6 0 2 4 0 0 9 9 * 0 0 0 R
Standard panic lock	R3 x 24 mm	270 mm	Double-leaf door	No	No	N 1 6 0 2 4 0 0 9 9 * 0 0 0 Q
Standard panic lock	F3 x 20 mm	320 mm	Double-leaf door	No	no - but prepared	N 1 6 0 2 4 0 0 9 9 * 0 0 0 E
Standard panic lock	F3 x 24 mm	320 mm	Double-leaf door	No	no - but prepared	N 1 6 0 2 4 0 0 9 9 * 0 0 0 1
Standard panic lock	U6 x 24 mm	320 mm	Double-leaf door	No	no - but prepared	N 1 6 0 2 4 0 0 9 9 * 0 0 0 F
Standard panic lock	R3 x 20 mm	320 mm	Double-leaf door	No	no - but prepared	N 1 6 0 2 4 0 0 9 9 * 0 0 0 Z
Standard panic lock	R3 x 24 mm	320 mm	Double-leaf door	No	no - but prepared	N 1 6 0 2 4 0 0 9 9 * 0 0 0 Y

Note: For U-Face plate shaped versions, the end caps are included in the scope of supply. Please note that the backset is shortened by 1mm for U-Face plate shaped versions. If variants with „no - but prepared“ are selected, the face plate is extended by 50 mm to the bottom. This version is designed for doors that may have a monitoring function retrofitted at a later time.

Standard panic lock narrow style

Panic function B

Standard panic lock N1600

Euro profile cylinders, single-leaf with monitoring function, follower 9 mm, distance 92 mm, DIN L/R

Backset

30 mm
35 mm
40 mm
45 mm

1
2
3
4

Item	Face plate shape	Face plate length	Door system	Top locking	Monitoring	Order no.
Standard panic lock	F3 x 20 mm	320 mm	Single-leaf door	No	Yes	N 1 6 0 0 4 1 2 9 5 * 0 0 0 E
Standard panic lock	F3 x 24 mm	320 mm	Single-leaf door	No	Yes	N 1 6 0 0 4 1 2 9 5 * 0 0 0 I
Standard panic lock	U6 x 24 mm	320 mm	Single-leaf door	No	Yes	N 1 6 0 0 4 1 2 9 5 * 0 0 0 F
Standard panic lock	R3 x 20 mm	320 mm	Single-leaf door	No	Yes	N 1 6 0 0 4 1 2 9 5 * 0 0 0 Z
Standard panic lock	R3 x 24 mm	320 mm	Single-leaf door	No	Yes	N 1 6 0 0 4 1 2 9 5 * 0 0 0 Y

Note: For U-Face plate shaped versions, the end caps are included in the scope of supply. Please note that the backset is shortened by 1 mm for U-Face plate shaped versions.

Standard panic lock N1600

Swiss round cylinders, single-leaf with monitoring function, follower 9 mm, distance 94 mm, DIN L/R

Backset

30 mm
35 mm
40 mm
45 mm

1
2
3
4

Item	Face plate shape	Face plate length	Door system	Top locking	Monitoring	Order no.
Standard panic lock	F3 x 20 mm	320 mm	Single-leaf door	No	Yes	N 1 6 0 0 4 1 2 9 9 * 0 0 0 E
Standard panic lock	F3 x 24 mm	320 mm	Single-leaf door	No	Yes	N 1 6 0 0 4 1 2 9 9 * 0 0 0 I
Standard panic lock	U6 x 24 mm	320 mm	Single-leaf door	No	Yes	N 1 6 0 0 4 1 2 9 9 * 0 0 0 F
Standard panic lock	R3 x 20 mm	320 mm	Single-leaf door	No	Yes	N 1 6 0 0 4 1 2 9 9 * 0 0 0 Z
Standard panic lock	R3 x 24 mm	320 mm	Single-leaf door	No	Yes	N 1 6 0 0 4 1 2 9 9 * 0 0 0 Y

Note: For U-Face plate shaped versions, the end caps are included in the scope of supply. Please note that the backset is shortened by 1 mm for U-Face plate shaped versions.



Standard panic lock narrow style

Panic function B

**Standard panic lock N1602**

Euro profile cylinders, double-leaf with monitoring function, follower 9 mm, distance 92 mm, DIN L/R

Backset

30 mm
35 mm
40 mm
45 mm

1
2
3
4

Item	Face plate shape	Face plate length	Door system	Top locking	Monitoring	Order no.
Standard panic lock	F3 x 20 mm	320 mm	Double-leaf door	No	Yes	N 1 6 0 2 4 1 2 9 5 * 0 0 0 E
Standard panic lock	F3 x 24 mm	320 mm	Double-leaf door	No	Yes	N 1 6 0 2 4 1 2 9 5 * 0 0 0 I
Standard panic lock	U6 x 24 mm	320 mm	Double-leaf door	No	Yes	N 1 6 0 2 4 1 2 9 5 * 0 0 0 F
Standard panic lock	R3 x 20 mm	320 mm	Double-leaf door	No	Yes	N 1 6 0 2 4 1 2 9 5 * 0 0 0 Z
Standard panic lock	R3 x 24 mm	320 mm	Double-leaf door	No	Yes	N 1 6 0 2 4 1 2 9 5 * 0 0 0 Y

Note: For U-Face plate shaped versions, the end caps are included in the scope of supply. Please note that the backset is shortened by 1 mm for U-Face plate shaped versions.

Standard panic lock N1602

Swiss round cylinders, double-leaf with monitoring function, follower 9 mm, distance 94 mm DIN L/R

Backset

30 mm
35 mm
40 mm
45 mm

1
2
3
4

Item	Face plate shape	Face plate length	Door system	Top locking	Monitoring	Order no.
Standard panic lock	R3 x 24 mm	320 mm	Double-leaf door	No	Yes	N 1 6 0 2 4 1 2 9 9 * 0 0 0 E
Standard panic lock	F3 x 24 mm	320 mm	Double-leaf door	No	Yes	N 1 6 0 2 4 1 2 9 9 * 0 0 0 I
Standard panic lock	U6 x 24 mm	320 mm	Double-leaf door	No	Yes	N 1 6 0 2 4 1 2 9 9 * 0 0 0 F
Standard panic lock	R3 x 20 mm	320 mm	Double-leaf door	No	Yes	N 1 6 0 2 4 1 2 9 9 * 0 0 0 Z
Standard panic lock	R3 x 24 mm	320 mm	Double-leaf door	No	Yes	N 1 6 0 2 4 1 2 9 9 * 0 0 0 Y

Note: For U-Face plate shaped versions, the end caps are included in the scope of supply. Please note that the backset is shortened by 1 mm for U-Face plate shaped versions.

Standard panic lock narrow style

Panic function B

Standard panic lock N1601

Euro profile cylinder, single-leaf with top locking, follower 9 mm, distance 92 mm, DIN L/R

Backset

30 mm
35 mm
40 mm
45 mm1
2
3
4

Item	Face plate shape	Face plate length	Door system	Top locking	Monitoring	Order no.
Standard panic lock	F3 x 20 mm	320 mm	Single-leaf door	Yes	No	N 1 6 0 1 4 0 0 9 5 * 0 0 0 E
Standard panic lock	F3 x 24 mm	320 mm	Single-leaf door	Yes	No	N 1 6 0 1 4 0 0 9 5 * 0 0 0 1
Standard panic lock	U6 x 24 mm	320 mm	Single-leaf door	Yes	No	N 1 6 0 1 4 0 0 9 5 * 0 0 0 F
Standard panic lock	R3 x 20 mm	320 mm	Single-leaf door	Yes	No	N 1 6 0 1 4 0 0 9 5 * 0 0 0 Z
Standard panic lock	R3 x 24 mm	320 mm	Single-leaf door	Yes	No	N 1 6 0 1 4 0 0 9 5 * 0 0 0 Y
Standard panic lock	F3 x 20 mm	370 mm	Single-leaf door	Yes	no - but prepared	N 1 6 0 1 4 0 0 9 5 * 0 0 1 D
Standard panic lock	F3 x 24 mm	370 mm	Single-leaf door	Yes	no - but prepared	N 1 6 0 1 4 0 0 9 5 * 0 0 1 C
Standard panic lock	U6 x 24 mm	370 mm	Single-leaf door	Yes	no - but prepared	N 1 6 0 1 4 0 0 9 5 * 0 0 1 E
Standard panic lock	R3 x 20 mm	370 mm	Single-leaf door	Yes	no - but prepared	N 1 6 0 1 4 0 0 9 5 * 0 0 1 B
Standard panic lock	R3 x 24 mm	370 mm	Single-leaf door	Yes	no - but prepared	N 1 6 0 1 4 0 0 9 5 * 0 0 1 A

Note: For U-Face plate shaped versions, the end caps are included in the scope of supply. Please note that the backset is shortened by 1 mm for U-Face plate shaped versions. If variants with „no - but prepared“ are selected, the face plate is extended by 50 mm to the bottom. This version is designed for doors that may have a monitoring function retrofitted at a later time.

Standard panic lock N1601

Swiss round cylinders, single-leaf with top locking, follower 9 mm, distance 94 mm, DIN L/R

Backset

30 mm
35 mm
40 mm
45 mm1
2
3
4

Item	Face plate shape	Face plate length	Door system	Top locking	Monitoring	Order no.
Standard panic lock	F3 x 20 mm	320 mm	Single-leaf door	Yes	No	N 1 6 0 1 4 0 0 9 9 * 0 0 0 E
Standard panic lock	F3 x 24 mm	320 mm	Single-leaf door	Yes	No	N 1 6 0 1 4 0 0 9 9 * 0 0 0 1
Standard panic lock	U6 x 24 mm	320 mm	Single-leaf door	Yes	No	N 1 6 0 1 4 0 0 9 9 * 0 0 0 F
Standard panic lock	R3 x 20 mm	320 mm	Single-leaf door	Yes	No	N 1 6 0 1 4 0 0 9 9 * 0 0 0 Z
Standard panic lock	R3 x 24 mm	320 mm	Single-leaf door	Yes	No	N 1 6 0 1 4 0 0 9 9 * 0 0 0 Y
Standard panic lock	F3 x 20 mm	370 mm	Single-leaf door	Yes	no - but prepared	N 1 6 0 1 4 0 0 9 9 * 0 0 1 D
Standard panic lock	F3 x 24 mm	370 mm	Single-leaf door	Yes	no - but prepared	N 1 6 0 1 4 0 0 9 9 * 0 0 1 C
Standard panic lock	U6 x 24 mm	370 mm	Single-leaf door	Yes	no - but prepared	N 1 6 0 1 4 0 0 9 9 * 0 0 1 E
Standard panic lock	R3 x 20 mm	370 mm	Single-leaf door	Yes	no - but prepared	N 1 6 0 1 4 0 0 9 9 * 0 0 1 B
Standard panic lock	R3 x 24 mm	370 mm	Single-leaf door	Yes	no - but prepared	N 1 6 0 1 4 0 0 9 9 * 0 0 1 A

Note: For U-Face plate shaped versions, the end caps are included in the scope of supply. Please note that the backset is shortened by 1 mm for U-Face plate shaped versions. If variants with „no - but prepared“ are selected, the face plate is extended by 50 mm to the bottom. This version is designed for doors that may have a monitoring function retrofitted at a later time.



Standard panic lock narrow style

Panic function B

**Standard panic lock N1603**

Euro profile cylinder, double-leaf with top locking, follower 9 mm, distance 92 mm, DIN L/R

Backset

30 mm
35 mm
40 mm
45 mm

1
2
3
4

Item	Face plate shape	Face plate length	Door system	Top locking	Monitoring	Order no.
Standard panic lock	F3 x 20 mm	320 mm	Double-leaf door	Yes	No	N 1 6 0 3 4 0 0 9 5 * 0 0 0 E
Standard panic lock	F3 x 24 mm	320 mm	Double-leaf door	Yes	No	N 1 6 0 3 4 0 0 9 5 * 0 0 0 1
Standard panic lock	U6 x 24 mm	320 mm	Double-leaf door	Yes	No	N 1 6 0 3 4 0 0 9 5 * 0 0 0 F
Standard panic lock	R3 x 20 mm	320 mm	Double-leaf door	Yes	No	N 1 6 0 3 4 0 0 9 5 * 0 0 0 Z
Standard panic lock	R3 x 24 mm	320 mm	Double-leaf door	Yes	No	N 1 6 0 3 4 0 0 9 5 * 0 0 0 Y
Standard panic lock	F3 x 20 mm	370 mm	Double-leaf door	Yes	no - but prepared	N 1 6 0 3 4 0 0 9 5 * 0 0 1 D
Standard panic lock	F3 x 24 mm	370 mm	Double-leaf door	Yes	no - but prepared	N 1 6 0 3 4 0 0 9 5 * 0 0 1 C
Standard panic lock	U6 x 24 mm	370 mm	Double-leaf door	Yes	no - but prepared	N 1 6 0 3 4 0 0 9 5 * 0 0 1 E
Standard panic lock	R3 x 20 mm	370 mm	Double-leaf door	Yes	no - but prepared	N 1 6 0 3 4 0 0 9 5 * 0 0 1 B
Standard panic lock	R3 x 24 mm	370 mm	Double-leaf door	Yes	no - but prepared	N 1 6 0 3 4 0 0 9 5 * 0 0 1 A

Note: For U-Face plate shaped versions, the end caps are included in the scope of supply. Please note that the backset is shortened by 1mm for U-Face plate shaped versions. If variants with „no - but prepared“ are selected, the face plate is extended by 50 mm to the bottom. This version is designed for doors that may have a monitoring function retrofitted at a later time.

Standard panic lock N1603

Swiss round cylinders, double-leaf with top locking, follower 9 mm, distance 94 mm
DIN L/R

Backset

30 mm
35 mm
40 mm
45 mm

1
2
3
4

Item	Face plate shape	Face plate length	Door system	Top locking	Monitoring	Order no.
Standard panic lock	F3 x 20 mm	320 mm	Double-leaf door	Yes	No	N 1 6 0 3 4 0 0 9 9 * 0 0 0 E
Standard panic lock	F3 x 24 mm	320 mm	Double-leaf door	Yes	No	N 1 6 0 3 4 0 0 9 9 * 0 0 0 1
Standard panic lock	U6 x 24 mm	320 mm	Double-leaf door	Yes	No	N 1 6 0 3 4 0 0 9 9 * 0 0 0 F
Standard panic lock	R3 x 20 mm	320 mm	Double-leaf door	Yes	No	N 1 6 0 3 4 0 0 9 9 * 0 0 0 Z
Standard panic lock	R3 x 24 mm	320 mm	Double-leaf door	Yes	No	N 1 6 0 3 4 0 0 9 9 * 0 0 0 Y
Standard panic lock	F3 x 20 mm	370 mm	Double-leaf door	Yes	no - but prepared	N 1 6 0 3 4 0 0 9 9 * 0 0 1 D
Standard panic lock	F3 x 24 mm	370 mm	Double-leaf door	Yes	no - but prepared	N 1 6 0 3 4 0 0 9 9 * 0 0 1 C
Standard panic lock	U6 x 24 mm	370 mm	Double-leaf door	Yes	no - but prepared	N 1 6 0 3 4 0 0 9 9 * 0 0 1 E
Standard panic lock	R3 x 20 mm	370 mm	Double-leaf door	Yes	no - but prepared	N 1 6 0 3 4 0 0 9 9 * 0 0 1 B
Standard panic lock	R3 x 24 mm	370 mm	Double-leaf door	Yes	no - but prepared	N 1 6 0 3 4 0 0 9 9 * 0 0 1 A

Note: For U-Face plate shaped versions, the end caps are included in the scope of supply. Please note that the backset is shortened by 1mm for U-Face plate shaped versions. If variants with „no - but prepared“ are selected, the face plate is extended by 50 mm to the bottom. This version is designed for doors that may have a monitoring function retrofitted at a later time.

Standard panic lock narrow style

Panic function B

Standard panic lock N1601

Euro profile cylinder, single-leaf with top locking and monitoring function,
follower 9 mm, distance 92 mm, DIN L/R

Backset

30 mm
35 mm
40 mm
45 mm

1
2
3
4

Item	Face plate shape	Face plate length	Door system	Top locking	Monitoring	Order no.
Standard panic lock	F3 x 20 mm	370 mm	Single-leaf door	Yes	Yes	N 1 6 0 1 4 1 2 9 5 * 0 0 1 D
Standard panic lock	F3 x 24 mm	370 mm	Single-leaf door	Yes	Yes	N 1 6 0 1 4 1 2 9 5 * 0 0 1 C
Standard panic lock	U6 x 24 mm	370 mm	Single-leaf door	Yes	Yes	N 1 6 0 1 4 1 2 9 5 * 0 0 1 E
Standard panic lock	R3 x 20 mm	370 mm	Single-leaf door	Yes	Yes	N 1 6 0 1 4 1 2 9 5 * 0 0 1 B
Standard panic lock	R3 x 24 mm	370 mm	Single-leaf door	Yes	Yes	N 1 6 0 1 4 1 2 9 5 * 0 0 1 A

Note: For U-Face plate shaped versions, the end caps are included in the scope of supply. Please note that the backset is shortened by 1 mm for U-Face plate shaped versions.

Standard panic lock N1601

Swiss round cylinders, single-leaf with top locking and monitoring function,
follower 9 mm, distance 94 mm, DIN L/R

Backset

30 mm
35 mm
40 mm
45 mm

1
2
3
4

Item	Face plate shape	Face plate length	Door system	Top locking	Monitoring	Order no.
Standard panic lock	F3 x 20 mm	370 mm	Single-leaf door	Yes	Yes	N 1 6 0 1 4 1 2 9 9 * 0 0 1 D
Standard panic lock	F3 x 24 mm	370 mm	Single-leaf door	Yes	Yes	N 1 6 0 1 4 1 2 9 9 * 0 0 1 C
Standard panic lock	U6 x 24 mm	370 mm	Single-leaf door	Yes	Yes	N 1 6 0 1 4 1 2 9 9 * 0 0 1 E
Standard panic lock	R3 x 20 mm	370 mm	Single-leaf door	Yes	Yes	N 1 6 0 1 4 1 2 9 9 * 0 0 1 B
Standard panic lock	R3 x 24 mm	370 mm	Single-leaf door	Yes	Yes	N 1 6 0 1 4 1 2 9 9 * 0 0 1 A

Note: For U-Face plate shaped versions, the end caps are included in the scope of supply. Please note that the backset is shortened by 1 mm for U-Face plate shaped versions.



Standard panic lock narrow style

Panic function B

**Standard panic lock N1603**

Euro profile cylinder, double-leaf with top locking and monitoring function, follower 9 mm, distance 92 mm, DIN L/R

Backset

30 mm
35 mm
40 mm
45 mm

1
2
3
4

Item	Face plate shape	Face plate length	Door system	Top locking	Monitoring	Order no.
Standard panic lock	F3 x 20 mm	370 mm	Double-leaf door	Yes	Yes	N 1 6 0 3 4 1 2 9 5 * 0 0 1 D
Standard panic lock	F3 x 24 mm	370 mm	Double-leaf door	Yes	Yes	N 1 6 0 3 4 1 2 9 5 * 0 0 1 C
Standard panic lock	U6 x 24 mm	370 mm	Double-leaf door	Yes	Yes	N 1 6 0 3 4 1 2 9 5 * 0 0 1 E
Standard panic lock	R3 x 20 mm	370 mm	Double-leaf door	Yes	Yes	N 1 6 0 3 4 1 2 9 5 * 0 0 1 B
Standard panic lock	R3 x 24 mm	370 mm	Double-leaf door	Yes	Yes	N 1 6 0 3 4 1 2 9 5 * 0 0 1 A

Note: For U-Face plate shaped versions, the end caps are included in the scope of supply. Please note that the backset is shortened by 1 mm for U-Face plate shaped versions.

Standard panic lock N1603

Swiss round cylinders, double-leaf with top locking and monitoring function, follower 9 mm, distance 94 mm, DIN L/R

Backset

30 mm
35 mm
40 mm
45 mm

1
2
3
4

Item	Face plate shape	Face plate length	Door system	Top locking	Monitoring	Order no.
Standard panic lock	F3 x 20 mm	370 mm	Double-leaf door	Yes	Yes	N 1 6 0 3 4 1 2 9 9 * 0 0 1 D
Standard panic lock	F3 x 24 mm	370 mm	Double-leaf door	Yes	Yes	N 1 6 0 3 4 1 2 9 9 * 0 0 1 C
Standard panic lock	U6 x 24 mm	370 mm	Double-leaf door	Yes	Yes	N 1 6 0 3 4 1 2 9 9 * 0 0 1 E
Standard panic lock	R3 x 20 mm	370 mm	Double-leaf door	Yes	Yes	N 1 6 0 3 4 1 2 9 9 * 0 0 1 B
Standard panic lock	R3 x 24 mm	370 mm	Double-leaf door	Yes	Yes	N 1 6 0 3 4 1 2 9 9 * 0 0 1 A

Note: For U-Face plate shaped versions, the end caps are included in the scope of supply. Please note that the backset is shortened by 1 mm for U-Face plate shaped versions.

Standard panic lock narrow style

Panic function C

Standard panic lock N1604

Euro profile cylinders, single-leaf, follower 9 mm, distance 92 mm, DIN L/R

Backset

30 mm
35 mm
40 mm
45 mm1
2
3
4

Item	Face plate shape	Face plate length	Door system	Top locking	Monitoring	Order no.
Standard panic lock	F3 x 20 mm	270 mm	Single-leaf door	No	No	N 1 6 0 4 4 0 0 9 5 * 0 0 0 9
Standard panic lock	F3 x 24 mm	270 mm	Single-leaf door	No	No	N 1 6 0 4 4 0 0 9 5 * 0 0 0 8
Standard panic lock	U6 x 24 mm	270 mm	Single-leaf door	No	No	N 1 6 0 4 4 0 0 9 5 * 0 0 1 8
Standard panic lock	R3 x 20 mm	270 mm	Single-leaf door	No	No	N 1 6 0 4 4 0 0 9 5 * 0 0 0 R
Standard panic lock	R3 x 24 mm	270 mm	Single-leaf door	No	No	N 1 6 0 4 4 0 0 9 5 * 0 0 0 Q
Standard panic lock	F3 x 20 mm	320 mm	Single-leaf door	No	no - but prepared	N 1 6 0 4 4 0 0 9 5 * 0 0 0 E
Standard panic lock	F3 x 24 mm	320 mm	Single-leaf door	No	no - but prepared	N 1 6 0 4 4 0 0 9 5 * 0 0 0 1
Standard panic lock	U6 x 24 mm	320 mm	Single-leaf door	No	no - but prepared	N 1 6 0 4 4 0 0 9 5 * 0 0 0 F
Standard panic lock	R3 x 20 mm	320 mm	Single-leaf door	No	no - but prepared	N 1 6 0 4 4 0 0 9 5 * 0 0 0 Z
Standard panic lock	R3 x 24 mm	320 mm	Single-leaf door	No	no - but prepared	N 1 6 0 4 4 0 0 9 5 * 0 0 0 Y

Note: For U-Face plate shaped versions, the end caps are included in the scope of supply. Please note that the backset is shortened by 1 mm for U-Face plate shaped versions. If variants with „no - but prepared“ are selected, the face plate is extended by 50 mm to the bottom. This version is designed for doors that may have a monitoring function retrofitted at a later time.

Standard panic lock N1604

Swiss round cylinders, single-leaf, follower 9 mm, distance 94 mm, DIN L/R

Backset

30 mm
35 mm
40 mm
45 mm1
2
3
4

Item	Face plate shape	Face plate length	Door system	Top locking	Monitoring	Order no.
Standard panic lock	F3 x 20 mm	270 mm	Single-leaf door	No	No	N 1 6 0 4 4 0 0 9 9 * 0 0 0 9
Standard panic lock	F3 x 24 mm	270 mm	Single-leaf door	No	No	N 1 6 0 4 4 0 0 9 9 * 0 0 0 8
Standard panic lock	U6 x 24 mm	270 mm	Single-leaf door	No	No	N 1 6 0 4 4 0 0 9 9 * 0 0 1 8
Standard panic lock	R3 x 20 mm	270 mm	Single-leaf door	No	No	N 1 6 0 4 4 0 0 9 9 * 0 0 0 R
Standard panic lock	R3 x 24 mm	270 mm	Single-leaf door	No	No	N 1 6 0 4 4 0 0 9 9 * 0 0 0 Q
Standard panic lock	F3 x 20 mm	320 mm	Single-leaf door	No	no - but prepared	N 1 6 0 4 4 0 0 9 9 * 0 0 0 E
Standard panic lock	F3 x 24 mm	320 mm	Single-leaf door	No	no - but prepared	N 1 6 0 4 4 0 0 9 9 * 0 0 0 1
Standard panic lock	U6 x 24 mm	320 mm	Single-leaf door	No	no - but prepared	N 1 6 0 4 4 0 0 9 9 * 0 0 0 F
Standard panic lock	R3 x 20 mm	320 mm	Single-leaf door	No	no - but prepared	N 1 6 0 4 4 0 0 9 9 * 0 0 0 Z
Standard panic lock	R3 x 24 mm	320 mm	Single-leaf door	No	no - but prepared	N 1 6 0 4 4 0 0 9 9 * 0 0 0 Y

Note: For U-Face plate shaped versions, the end caps are included in the scope of supply. Please note that the backset is shortened by 1 mm for U-Face plate shaped versions. If variants with „no - but prepared“ are selected, the face plate is extended by 50 mm to the bottom. This version is designed for doors that may have a monitoring function retrofitted at a later time.

Standard panic lock narrow style

Panic function C



Standard panic lock N1606

Euro profile cylinders, double-leaf, follower 9 mm, distance 92 mm, DIN L/R

Backset

30 mm
35 mm
40 mm
45 mm1
2
3
4

Item	Face plate shape	Face plate length	Door system	Top locking	Monitoring	Order no.
Standard panic lock	F3 x 20 mm	270 mm	Double-leaf door	No	No	N 1 6 0 6 4 0 0 9 5 * 0 0 0 9
Standard panic lock	F3 x 24 mm	270 mm	Double-leaf door	No	No	N 1 6 0 6 4 0 0 9 5 * 0 0 0 8
Standard panic lock	U6 x 24 mm	270 mm	Double-leaf door	No	No	N 1 6 0 6 4 0 0 9 5 * 0 0 1 8
Standard panic lock	R3 x 20 mm	270 mm	Double-leaf door	No	No	N 1 6 0 6 4 0 0 9 5 * 0 0 0 R
Standard panic lock	R3 x 24 mm	270 mm	Double-leaf door	No	No	N 1 6 0 6 4 0 0 9 5 * 0 0 0 Q
Standard panic lock	F3 x 20 mm	320 mm	Double-leaf door	No	no - but prepared	N 1 6 0 6 4 0 0 9 5 * 0 0 0 E
Standard panic lock	F3 x 24 mm	320 mm	Double-leaf door	No	no - but prepared	N 1 6 0 6 4 0 0 9 5 * 0 0 0 1
Standard panic lock	U6 x 24 mm	320 mm	Double-leaf door	No	no - but prepared	N 1 6 0 6 4 0 0 9 5 * 0 0 0 F
Standard panic lock	R3 x 20 mm	320 mm	Double-leaf door	No	no - but prepared	N 1 6 0 6 4 0 0 9 5 * 0 0 0 Z
Standard panic lock	R3 x 24 mm	320 mm	Double-leaf door	No	no - but prepared	N 1 6 0 6 4 0 0 9 5 * 0 0 0 Y

Note: For U-Face plate shaped versions, the end caps are included in the scope of supply. Please note that the backset is shortened by 1mm for U-Face plate shaped versions. If variants with „no - but prepared“ are selected, the face plate is extended by 50 mm to the bottom. This version is designed for doors that may have a monitoring function retrofitted at a later time.

Standard panic lock N1606

Swiss round cylinders, double-leaf, follower 9 mm, distance 94 mm, DIN L/R

Backset

30 mm
35 mm
40 mm
45 mm1
2
3
4

Item	Face plate shape	Face plate length	Door system	Top locking	Monitoring	Order no.
Standard panic lock	F3 x 20 mm	270 mm	Double-leaf door	No	No	N 1 6 0 6 4 0 0 9 9 * 0 0 0 9
Standard panic lock	F3 x 24 mm	270 mm	Double-leaf door	No	No	N 1 6 0 6 4 0 0 9 9 * 0 0 0 8
Standard panic lock	U6 x 24 mm	270 mm	Double-leaf door	No	No	N 1 6 0 6 4 0 0 9 9 * 0 0 1 8
Standard panic lock	R3 x 20 mm	270 mm	Double-leaf door	No	No	N 1 6 0 6 4 0 0 9 9 * 0 0 0 R
Standard panic lock	R3 x 24 mm	270 mm	Double-leaf door	No	No	N 1 6 0 6 4 0 0 9 9 * 0 0 0 Q
Standard panic lock	F3 x 20 mm	320 mm	Double-leaf door	No	no - but prepared	N 1 6 0 6 4 0 0 9 9 * 0 0 0 E
Standard panic lock	F3 x 24 mm	320 mm	Double-leaf door	No	no - but prepared	N 1 6 0 6 4 0 0 9 9 * 0 0 0 1
Standard panic lock	U6 x 24 mm	320 mm	Double-leaf door	No	no - but prepared	N 1 6 0 6 4 0 0 9 9 * 0 0 0 F
Standard panic lock	R3 x 20 mm	320 mm	Double-leaf door	No	no - but prepared	N 1 6 0 6 4 0 0 9 9 * 0 0 0 Z
Standard panic lock	R3 x 24 mm	320 mm	Double-leaf door	No	no - but prepared	N 1 6 0 6 4 0 0 9 9 * 0 0 0 Y

Note: For U-Face plate shaped versions, the end caps are included in the scope of supply. Please note that the backset is shortened by 1mm for U-Face plate shaped versions. If variants with „no - but prepared“ are selected, the face plate is extended by 50 mm to the bottom. This version is designed for doors that may have a monitoring function retrofitted at a later time.

Standard panic lock narrow style

Panic function C

Standard panic lock N1604

Euro profile cylinders, single-leaf with monitoring function, follower 9 mm,
distance 92 mm, DIN L/R

Backset

30 mm
35 mm
40 mm
45 mm

1
2
3
4

Item	Face plate shape	Face plate length	Door system	Top locking	Monitoring	Order no.
Standard panic lock	F3 x 20 mm	320 mm	Single-leaf door	No	Yes	N 1 6 0 4 4 1 2 9 5 * 0 0 0 E
Standard panic lock	F3 x 24 mm	320 mm	Single-leaf door	No	Yes	N 1 6 0 4 4 1 2 9 5 * 0 0 0 1
Standard panic lock	U6 x 24 mm	320 mm	Single-leaf door	No	Yes	N 1 6 0 4 4 1 2 9 5 * 0 0 0 F
Standard panic lock	R3 x 20 mm	320 mm	Single-leaf door	No	Yes	N 1 6 0 4 4 1 2 9 5 * 0 0 0 Z
Standard panic lock	R3 x 24 mm	320 mm	Single-leaf door	No	Yes	N 1 6 0 4 4 1 2 9 5 * 0 0 0 Y

Note: For U-Face plate shaped versions, the end caps are included in the scope of supply. Please note that the backset is shortened by 1 mm for U-Face plate shaped versions.

Standard panic lock N1604

Swiss round cylinders, single-leaf with monitoring function, follower 9 mm,
distance 94 mm, DIN L/R

Backset

30 mm
35 mm
40 mm
45 mm

1
2
3
4

Item	Face plate shape	Face plate length	Door system	Top locking	Monitoring	Order no.
Standard panic lock	F3 x 20 mm	320 mm	Single-leaf door	No	Yes	N 1 6 0 4 4 1 2 9 9 * 0 0 0 E
Standard panic lock	F3 x 24 mm	320 mm	Single-leaf door	No	Yes	N 1 6 0 4 4 1 2 9 9 * 0 0 0 1
Standard panic lock	U6 x 24 mm	320 mm	Single-leaf door	No	Yes	N 1 6 0 4 4 1 2 9 9 * 0 0 0 F
Standard panic lock	R3 x 20 mm	320 mm	Single-leaf door	No	Yes	N 1 6 0 4 4 1 2 9 9 * 0 0 0 Z
Standard panic lock	R3 x 24 mm	320 mm	Single-leaf door	No	Yes	N 1 6 0 4 4 1 2 9 9 * 0 0 0 Y

Note: For U-Face plate shaped versions, the end caps are included in the scope of supply. Please note that the backset is shortened by 1 mm for U-Face plate shaped versions.



Standard panic lock narrow style

Panic function C

**Standard panic lock N1606**

Euro profile cylinders, double-leaf with monitoring function, follower 9 mm, distance 92 mm, DIN L/R

Backset

30 mm
35 mm
40 mm
45 mm

1
2
3
4

Item	Face plate shape	Face plate length	Door system	Top locking	Monitoring	Order no.
Standard panic lock	F3 x 20 mm	320 mm	Double-leaf door	No	Yes	N 1 6 0 6 4 1 2 9 5 * 0 0 0 E
Standard panic lock	F3 x 24 mm	320 mm	Double-leaf door	No	Yes	N 1 6 0 6 4 1 2 9 5 * 0 0 0 1
Standard panic lock	U6 x 24 mm	320 mm	Double-leaf door	No	Yes	N 1 6 0 6 4 1 2 9 5 * 0 0 0 F
Standard panic lock	R3 x 20 mm	320 mm	Double-leaf door	No	Yes	N 1 6 0 6 4 1 2 9 5 * 0 0 0 Z
Standard panic lock	R3 x 24 mm	320 mm	Double-leaf door	No	Yes	N 1 6 0 6 4 1 2 9 5 * 0 0 0 Y

Note: For U-Face plate shaped versions, the end caps are included in the scope of supply. Please note that the backset is shortened by 1 mm for U-Face plate shaped versions.

Standard panic lock N1606

Swiss round cylinders, double-leaf with monitoring function, follower 9 mm, distance 94 mm DIN L/R

Backset

30 mm
35 mm
40 mm
45 mm

1
2
3
4

Item	Face plate shape	Face plate length	Door system	Top locking	Monitoring	Order no.
Standard panic lock	F3 x 20 mm	320 mm	Double-leaf door	No	Yes	N 1 6 0 6 4 1 2 9 9 * 0 0 0 E
Standard panic lock	F3 x 24 mm	320 mm	Double-leaf door	No	Yes	N 1 6 0 6 4 1 2 9 9 * 0 0 0 1
Standard panic lock	U6 x 24 mm	320 mm	Double-leaf door	No	Yes	N 1 6 0 6 4 1 2 9 9 * 0 0 0 F
Standard panic lock	R3 x 20 mm	320 mm	Double-leaf door	No	Yes	N 1 6 0 6 4 1 2 9 9 * 0 0 0 Z
Standard panic lock	R3 x 24 mm	320 mm	Double-leaf door	No	Yes	N 1 6 0 6 4 1 2 9 9 * 0 0 0 Y

Note: For U-Face plate shaped versions, the end caps are included in the scope of supply. Please note that the backset is shortened by 1 mm for U-Face plate shaped versions.

Standard panic lock narrow style

Panic function C

Standard panic lock N1605

Euro profile cylinder, single-leaf with top locking, follower 9 mm, distance 92 mm,
DIN L/R

Backset

30 mm
35 mm
40 mm
45 mm1
2
3
4

Item	Face plate shape	Face plate length	Door system	Top locking	Monitoring	Order no.
Standard panic lock	F3 x 20 mm	320 mm	Single-leaf door	Yes	No	N 1 6 0 5 4 0 0 9 5 * 0 0 0 E
Standard panic lock	F3 x 24 mm	320 mm	Single-leaf door	Yes	No	N 1 6 0 5 4 0 0 9 5 * 0 0 0 I
Standard panic lock	U6 x 24 mm	320 mm	Single-leaf door	Yes	No	N 1 6 0 5 4 0 0 9 5 * 0 0 0 F
Standard panic lock	R3 x 20 mm	320 mm	Single-leaf door	Yes	No	N 1 6 0 5 4 0 0 9 5 * 0 0 0 Z
Standard panic lock	R3 x 24 mm	320 mm	Single-leaf door	Yes	No	N 1 6 0 5 4 0 0 9 5 * 0 0 0 Y
Standard panic lock	F3 x 20 mm	370 mm	Single-leaf door	Yes	no - but prepared	N 1 6 0 5 4 0 0 9 5 * 0 0 1 D
Standard panic lock	F3 x 24 mm	370 mm	Single-leaf door	Yes	no - but prepared	N 1 6 0 5 4 0 0 9 5 * 0 0 1 C
Standard panic lock	U6 x 24 mm	370 mm	Single-leaf door	Yes	no - but prepared	N 1 6 0 5 4 0 0 9 5 * 0 0 1 E
Standard panic lock	R3 x 20 mm	370 mm	Single-leaf door	Yes	no - but prepared	N 1 6 0 5 4 0 0 9 5 * 0 0 1 B
Standard panic lock	R3 x 24 mm	370 mm	Single-leaf door	Yes	no - but prepared	N 1 6 0 5 4 0 0 9 5 * 0 0 1 A

Note: For U-Face plate shaped versions, the end caps are included in the scope of supply. Please note that the backset is shortened by 1 mm for U-Face plate shaped versions. If variants with „no - but prepared“ are selected, the face plate is extended by 50 mm to the bottom. This version is designed for doors that may have a monitoring function retrofitted at a later time.

Standard panic lock N1605

Swiss round cylinders, single-leaf with top locking, follower 9 mm, distance 94 mm,
DIN L/R

Backset

30 mm
35 mm
40 mm
45 mm1
2
3
4

Item	Face plate shape	Face plate length	Door system	Top locking	Monitoring	Order no.
Standard panic lock	F3 x 20 mm	320 mm	Single-leaf door	Yes	No	N 1 6 0 5 4 0 0 9 9 * 0 0 0 E
Standard panic lock	F3 x 24 mm	320 mm	Single-leaf door	Yes	No	N 1 6 0 5 4 0 0 9 9 * 0 0 0 I
Standard panic lock	U6 x 24 mm	320 mm	Single-leaf door	Yes	No	N 1 6 0 5 4 0 0 9 9 * 0 0 0 F
Standard panic lock	R3 x 20 mm	320 mm	Single-leaf door	Yes	No	N 1 6 0 5 4 0 0 9 9 * 0 0 0 Z
Standard panic lock	R3 x 24 mm	320 mm	Single-leaf door	Yes	No	N 1 6 0 5 4 0 0 9 9 * 0 0 0 Y
Standard panic lock	F3 x 20 mm	370 mm	Single-leaf door	Yes	no - but prepared	N 1 6 0 5 4 0 0 9 9 * 0 0 1 D
Standard panic lock	F3 x 24 mm	370 mm	Single-leaf door	Yes	no - but prepared	N 1 6 0 5 4 0 0 9 9 * 0 0 1 C
Standard panic lock	U6 x 24 mm	370 mm	Single-leaf door	Yes	no - but prepared	N 1 6 0 5 4 0 0 9 9 * 0 0 1 E
Standard panic lock	R3 x 20 mm	370 mm	Single-leaf door	Yes	no - but prepared	N 1 6 0 5 4 0 0 9 9 * 0 0 1 B
Standard panic lock	R3 x 24 mm	370 mm	Single-leaf door	Yes	no - but prepared	N 1 6 0 5 4 0 0 9 9 * 0 0 1 A

Note: For U-Face plate shaped versions, the end caps are included in the scope of supply. Please note that the backset is shortened by 1 mm for U-Face plate shaped versions. If variants with „no - but prepared“ are selected, the face plate is extended by 50 mm to the bottom. This version is designed for doors that may have a monitoring function retrofitted at a later time.

Standard panic lock narrow style

Panic function C

**Standard panic lock N1607**

Euro profile cylinder, double-leaf with top locking, follower 9 mm, distance 92 mm, DIN L/R

Backset

30 mm
35 mm
40 mm
45 mm

1
2
3
4

Item	Face plate shape	Face plate length	Door system	Top locking	Monitoring	Order no.
Standard panic lock	F3 x 20 mm	320 mm	Double-leaf door	Yes	No	N 1 6 0 7 4 0 0 9 5 * 0 0 0 E
Standard panic lock	F3 x 24 mm	320 mm	Double-leaf door	Yes	No	N 1 6 0 7 4 0 0 9 5 * 0 0 0 1
Standard panic lock	U6 x 24 mm	320 mm	Double-leaf door	Yes	No	N 1 6 0 7 4 0 0 9 5 * 0 0 0 F
Standard panic lock	R3 x 20 mm	320 mm	Double-leaf door	Yes	No	N 1 6 0 7 4 0 0 9 5 * 0 0 0 Z
Standard panic lock	R3 x 24 mm	320 mm	Double-leaf door	Yes	No	N 1 6 0 7 4 0 0 9 5 * 0 0 0 Y
Standard panic lock	F3 x 20 mm	370 mm	Double-leaf door	Yes	no - but prepared	N 1 6 0 7 4 0 0 9 5 * 0 0 1 D
Standard panic lock	F3 x 24 mm	370 mm	Double-leaf door	Yes	no - but prepared	N 1 6 0 7 4 0 0 9 5 * 0 0 1 C
Standard panic lock	U6 x 24 mm	370 mm	Double-leaf door	Yes	no - but prepared	N 1 6 0 7 4 0 0 9 5 * 0 0 1 E
Standard panic lock	R3 x 20 mm	370 mm	Double-leaf door	Yes	no - but prepared	N 1 6 0 7 4 0 0 9 5 * 0 0 1 B
Standard panic lock	R3 x 24 mm	370 mm	Double-leaf door	Yes	no - but prepared	N 1 6 0 7 4 0 0 9 5 * 0 0 1 A

Note: For U-Face plate shaped versions, the end caps are included in the scope of supply. Please note that the backset is shortened by 1mm for U-Face plate shaped versions. If variants with „no - but prepared“ are selected, the face plate is extended by 50 mm to the bottom. This version is designed for doors that may have a monitoring function retrofitted at a later time.

Standard panic lock N1607

Swiss round cylinders, double-leaf with top locking, follower 9 mm, distance 94 mm, DIN L/R

Backset

30 mm
35 mm
40 mm
45 mm

1
2
3
4

Item	Face plate shape	Face plate length	Door system	Top locking	Monitoring	Order no.
Standard panic lock	F3 x 20 mm	320 mm	Double-leaf door	Yes	No	N 1 6 0 7 4 0 0 9 9 * 0 0 0 E
Standard panic lock	F3 x 24 mm	320 mm	Double-leaf door	Yes	No	N 1 6 0 7 4 0 0 9 9 * 0 0 0 1
Standard panic lock	U6 x 24 mm	320 mm	Double-leaf door	Yes	No	N 1 6 0 7 4 0 0 9 9 * 0 0 0 F
Standard panic lock	R3 x 20 mm	320 mm	Double-leaf door	Yes	No	N 1 6 0 7 4 0 0 9 9 * 0 0 0 Z
Standard panic lock	R3 x 24 mm	320 mm	Double-leaf door	Yes	No	N 1 6 0 7 4 0 0 9 9 * 0 0 0 Y
Standard panic lock	F3 x 20 mm	370 mm	Double-leaf door	Yes	no - but prepared	N 1 6 0 7 4 0 0 9 9 * 0 0 1 D
Standard panic lock	F3 x 24 mm	370 mm	Double-leaf door	Yes	no - but prepared	N 1 6 0 7 4 0 0 9 9 * 0 0 1 C
Standard panic lock	U6 x 24 mm	370 mm	Double-leaf door	Yes	no - but prepared	N 1 6 0 7 4 0 0 9 9 * 0 0 1 E
Standard panic lock	R3 x 20 mm	370 mm	Double-leaf door	Yes	no - but prepared	N 1 6 0 7 4 0 0 9 9 * 0 0 1 B
Standard panic lock	R3 x 24 mm	370 mm	Double-leaf door	Yes	no - but prepared	N 1 6 0 7 4 0 0 9 9 * 0 0 1 A

Note: For U-Face plate shaped versions, the end caps are included in the scope of supply. Please note that the backset is shortened by 1mm for U-Face plate shaped versions. If variants with „no - but prepared“ are selected, the face plate is extended by 50 mm to the bottom. This version is designed for doors that may have a monitoring function retrofitted at a later time.

Standard panic lock narrow style

Panic function C

Standard panic lock N1605

Euro profile cylinder, single-leaf with top locking and monitoring function,
follower 9 mm, distance 92 mm, DIN L/R

Backset

30 mm
35 mm
40 mm
45 mm

1
2
3
4

Item	Face plate shape	Face plate length	Door system	Top locking	Monitoring	Order no.
Standard panic lock	F3 x 20 mm	370 mm	Single-leaf door	Yes	Yes	N 1 6 0 5 4 1 2 9 5 * 0 0 1 D
Standard panic lock	F3 x 24 mm	370 mm	Single-leaf door	Yes	Yes	N 1 6 0 5 4 1 2 9 5 * 0 0 1 C
Standard panic lock	U6 x 24 mm	370 mm	Single-leaf door	Yes	Yes	N 1 6 0 5 4 1 2 9 5 * 0 0 1 E
Standard panic lock	R3 x 20 mm	370 mm	Single-leaf door	Yes	Yes	N 1 6 0 5 4 1 2 9 5 * 0 0 1 B
Standard panic lock	R3 x 24 mm	370 mm	Single-leaf door	Yes	Yes	N 1 6 0 5 4 1 2 9 5 * 0 0 1 A

Note: For U-Face plate shaped versions, the end caps are included in the scope of supply. Please note that the backset is shortened by 1 mm for U-Face plate shaped versions.

Standard panic lock N1605

Swiss round cylinders, single-leaf with top locking and monitoring function,
follower 9 mm, distance 94 mm, DIN L/R

Backset

30 mm
35 mm
40 mm
45 mm

1
2
3
4

Item	Face plate shape	Face plate length	Door system	Top locking	Monitoring	Order no.
Standard panic lock	F3 x 20 mm	370 mm	Single-leaf door	Yes	Yes	N 1 6 0 5 4 1 2 9 9 * 0 0 1 D
Standard panic lock	F3 x 24 mm	370 mm	Single-leaf door	Yes	Yes	N 1 6 0 5 4 1 2 9 9 * 0 0 1 C
Standard panic lock	U6 x 24 mm	370 mm	Single-leaf door	Yes	Yes	N 1 6 0 5 4 1 2 9 9 * 0 0 1 E
Standard panic lock	R3 x 20 mm	370 mm	Single-leaf door	Yes	Yes	N 1 6 0 5 4 1 2 9 9 * 0 0 1 B
Standard panic lock	R3 x 24 mm	370 mm	Single-leaf door	Yes	Yes	N 1 6 0 5 4 1 2 9 9 * 0 0 1 A

Note: For U-Face plate shaped versions, the end caps are included in the scope of supply. Please note that the backset is shortened by 1 mm for U-Face plate shaped versions.



Standard panic lock narrow style

Panic function C

**Standard panic lock N1607**

Euro profile cylinder, double-leaf with top locking and monitoring function, follower 9 mm, distance 92 mm, DIN L/R

Backset

30 mm
35 mm
40 mm
45 mm

1
2
3
4

Item	Face plate shape	Face plate length	Door system	Top locking	Monitoring	Order no.
Standard panic lock	F3 x 20 mm	370 mm	Double-leaf door	Yes	Yes	N 1 6 0 7 4 1 2 9 5 * 0 0 1 D
Standard panic lock	F3 x 24 mm	370 mm	Double-leaf door	Yes	Yes	N 1 6 0 7 4 1 2 9 5 * 0 0 1 C
Standard panic lock	U6 x 24 mm	370 mm	Double-leaf door	Yes	Yes	N 1 6 0 7 4 1 2 9 5 * 0 0 1 E
Standard panic lock	R3 x 20 mm	370 mm	Double-leaf door	Yes	Yes	N 1 6 0 7 4 1 2 9 5 * 0 0 1 B
Standard panic lock	R3 x 24 mm	370 mm	Double-leaf door	Yes	Yes	N 1 6 0 7 4 1 2 9 5 * 0 0 1 A

Note: For U-Face plate shaped versions, the end caps are included in the scope of supply. Please note that the backset is shortened by 1 mm for U-Face plate shaped versions.

Standard panic lock N1607

Swiss round cylinders, double-leaf with top locking and monitoring function, follower 9 mm, distance 94 mm, DIN L/R

Backset

30 mm
35 mm
40 mm
45 mm

1
2
3
4

Item	Face plate shape	Face plate length	Door system	Top locking	Monitoring	Order no.
Standard panic lock	F3 x 20 mm	370 mm	Double-leaf door	Yes	Yes	N 1 6 0 7 4 1 2 9 9 * 0 0 1 D
Standard panic lock	F3 x 24 mm	370 mm	Double-leaf door	Yes	Yes	N 1 6 0 7 4 1 2 9 9 * 0 0 1 C
Standard panic lock	U6 x 24 mm	370 mm	Double-leaf door	Yes	Yes	N 1 6 0 7 4 1 2 9 9 * 0 0 1 E
Standard panic lock	R3 x 20 mm	370 mm	Double-leaf door	Yes	Yes	N 1 6 0 7 4 1 2 9 9 * 0 0 1 B
Standard panic lock	R3 x 24 mm	370 mm	Double-leaf door	Yes	Yes	N 1 6 0 7 4 1 2 9 9 * 0 0 1 A

Note: For U-Face plate shaped versions, the end caps are included in the scope of supply. Please note that the backset is shortened by 1 mm for U-Face plate shaped versions.

Standard panic lock narrow style

Panic function D

Standard panic lock N1608

Euro profile cylinders, single-leaf, follower 9 mm, distance 92 mm, DIN L/R

Backset

30 mm
35 mm
40 mm
45 mm1
2
3
4

Item	Face plate shape	Face plate length	Door system	Top locking	Monitoring	Order no.
Standard panic lock	F3 x 20 mm	270 mm	Single-leaf door	No	No	N 1 6 0 8 4 0 0 9 5 * 0 0 0 9
Standard panic lock	F3 x 24 mm	270 mm	Single-leaf door	No	No	N 1 6 0 8 4 0 0 9 5 * 0 0 0 8
Standard panic lock	U6 x 24 mm	270 mm	Single-leaf door	No	No	N 1 6 0 8 4 0 0 9 5 * 0 0 1 8
Standard panic lock	R3 x 20 mm	270 mm	Single-leaf door	No	No	N 1 6 0 8 4 0 0 9 5 * 0 0 0 R
Standard panic lock	R3 x 24 mm	270 mm	Single-leaf door	No	No	N 1 6 0 8 4 0 0 9 5 * 0 0 0 Q
Standard panic lock	F3 x 20 mm	320 mm	Single-leaf door	No	no - but prepared	N 1 6 0 8 4 0 0 9 5 * 0 0 0 E
Standard panic lock	F3 x 24 mm	320 mm	Single-leaf door	No	no - but prepared	N 1 6 0 8 4 0 0 9 5 * 0 0 0 1
Standard panic lock	U6 x 24 mm	320 mm	Single-leaf door	No	no - but prepared	N 1 6 0 8 4 0 0 9 5 * 0 0 0 F
Standard panic lock	R3 x 20 mm	320 mm	Single-leaf door	No	no - but prepared	N 1 6 0 8 4 0 0 9 5 * 0 0 0 Z
Standard panic lock	R3 x 24 mm	320 mm	Single-leaf door	No	no - but prepared	N 1 6 0 8 4 0 0 9 5 * 0 0 0 Y

Note: For U-Face plate shaped versions, the end caps are included in the scope of supply. Please note that the backset is shortened by 1 mm for U-Face plate shaped versions. If variants with „no - but prepared“ are selected, the face plate is extended by 50 mm to the bottom. This version is designed for doors that may have a monitoring function retrofitted at a later time.

Standard panic lock N1608

Swiss round cylinders, single-leaf, follower 9 mm, distance 94 mm, DIN L/R

Backset

30 mm
35 mm
40 mm
45 mm1
2
3
4

Item	Face plate shape	Face plate length	Door system	Top locking	Monitoring	Order no.
Standard panic lock	F3 x 20 mm	270 mm	Single-leaf door	No	No	N 1 6 0 8 4 0 0 9 9 * 0 0 0 9
Standard panic lock	F3 x 24 mm	270 mm	Single-leaf door	No	No	N 1 6 0 8 4 0 0 9 9 * 0 0 0 8
Standard panic lock	U6 x 24 mm	270 mm	Single-leaf door	No	No	N 1 6 0 8 4 0 0 9 9 * 0 0 1 8
Standard panic lock	R3 x 20 mm	270 mm	Single-leaf door	No	No	N 1 6 0 8 4 0 0 9 9 * 0 0 0 R
Standard panic lock	R3 x 24 mm	270 mm	Single-leaf door	No	No	N 1 6 0 8 4 0 0 9 9 * 0 0 0 Q
Standard panic lock	F3 x 20 mm	320 mm	Single-leaf door	No	no - but prepared	N 1 6 0 8 4 0 0 9 9 * 0 0 0 E
Standard panic lock	F3 x 24 mm	320 mm	Single-leaf door	No	no - but prepared	N 1 6 0 8 4 0 0 9 9 * 0 0 0 1
Standard panic lock	U6 x 24 mm	320 mm	Single-leaf door	No	no - but prepared	N 1 6 0 8 4 0 0 9 9 * 0 0 0 F
Standard panic lock	R3 x 20 mm	320 mm	Single-leaf door	No	no - but prepared	N 1 6 0 8 4 0 0 9 9 * 0 0 0 Z
Standard panic lock	R3 x 24 mm	320 mm	Single-leaf door	No	no - but prepared	N 1 6 0 8 4 0 0 9 9 * 0 0 0 Y

Note: For U-Face plate shaped versions, the end caps are included in the scope of supply. Please note that the backset is shortened by 1 mm for U-Face plate shaped versions. If variants with „no - but prepared“ are selected, the face plate is extended by 50 mm to the bottom. This version is designed for doors that may have a monitoring function retrofitted at a later time.

Standard panic lock narrow style

Panic function D



Standard panic lock N1610

Euro profile cylinders, double-leaf, follower 9 mm, distance 92 mm, DIN L/R

Backset

30 mm
35 mm
40 mm
45 mm1
2
3
4

Item	Face plate shape	Face plate length	Door system	Top locking	Monitoring	Order no.
Standard panic lock	F3 x 20 mm	270 mm	Double-leaf door	No	No	N 1 6 1 0 4 0 0 9 5 * 0 0 0 9
Standard panic lock	F3 x 24 mm	270 mm	Double-leaf door	No	No	N 1 6 1 0 4 0 0 9 5 * 0 0 0 8
Standard panic lock	U6 x 24 mm	270 mm	Double-leaf door	No	No	N 1 6 1 0 4 0 0 9 5 * 0 0 1 8
Standard panic lock	R3 x 20 mm	270 mm	Double-leaf door	No	No	N 1 6 1 0 4 0 0 9 5 * 0 0 0 R
Standard panic lock	R3 x 24 mm	270 mm	Double-leaf door	No	No	N 1 6 1 0 4 0 0 9 5 * 0 0 0 Q
Standard panic lock	F3 x 20 mm	320 mm	Double-leaf door	No	no - but prepared	N 1 6 1 0 4 0 0 9 5 * 0 0 0 E
Standard panic lock	F3 x 24 mm	320 mm	Double-leaf door	No	no - but prepared	N 1 6 1 0 4 0 0 9 5 * 0 0 0 1
Standard panic lock	U6 x 24 mm	320 mm	Double-leaf door	No	no - but prepared	N 1 6 1 0 4 0 0 9 5 * 0 0 0 F
Standard panic lock	R3 x 20 mm	320 mm	Double-leaf door	No	no - but prepared	N 1 6 1 0 4 0 0 9 5 * 0 0 0 Z
Standard panic lock	R3 x 24 mm	320 mm	Double-leaf door	No	no - but prepared	N 1 6 1 0 4 0 0 9 5 * 0 0 0 Y

Note: For U-Face plate shaped versions, the end caps are included in the scope of supply. Please note that the backset is shortened by 1mm for U-Face plate shaped versions. If variants with „no - but prepared“ are selected, the face plate is extended by 50 mm to the bottom. This version is designed for doors that may have a monitoring function retrofitted at a later time.

Standard panic lock N1610

Swiss round cylinders, double-leaf, follower 9 mm, distance 94 mm, DIN L/R

Backset

30 mm
35 mm
40 mm
45 mm1
2
3
4

Item	Face plate shape	Face plate length	Door system	Top locking	Monitoring	Order no.
Standard panic lock	F3 x 20 mm	270 mm	Double-leaf door	No	No	N 1 6 1 0 4 0 0 9 9 * 0 0 0 9
Standard panic lock	F3 x 24 mm	270 mm	Double-leaf door	No	No	N 1 6 1 0 4 0 0 9 9 * 0 0 0 8
Standard panic lock	U6 x 24 mm	270 mm	Double-leaf door	No	No	N 1 6 1 0 4 0 0 9 9 * 0 0 1 8
Standard panic lock	R3 x 20 mm	270 mm	Double-leaf door	No	No	N 1 6 1 0 4 0 0 9 9 * 0 0 0 R
Standard panic lock	R3 x 24 mm	270 mm	Double-leaf door	No	No	N 1 6 1 0 4 0 0 9 9 * 0 0 0 Q
Standard panic lock	F3 x 20 mm	320 mm	Double-leaf door	No	no - but prepared	N 1 6 1 0 4 0 0 9 9 * 0 0 0 E
Standard panic lock	F3 x 24 mm	320 mm	Double-leaf door	No	no - but prepared	N 1 6 1 0 4 0 0 9 9 * 0 0 0 1
Standard panic lock	U6 x 24 mm	320 mm	Double-leaf door	No	no - but prepared	N 1 6 1 0 4 0 0 9 9 * 0 0 0 F
Standard panic lock	R3 x 20 mm	320 mm	Double-leaf door	No	no - but prepared	N 1 6 1 0 4 0 0 9 9 * 0 0 0 Z
Standard panic lock	R3 x 24 mm	320 mm	Double-leaf door	No	no - but prepared	N 1 6 1 0 4 0 0 9 9 * 0 0 0 Y

Note: For U-Face plate shaped versions, the end caps are included in the scope of supply. Please note that the backset is shortened by 1mm for U-Face plate shaped versions. If variants with „no - but prepared“ are selected, the face plate is extended by 50 mm to the bottom. This version is designed for doors that may have a monitoring function retrofitted at a later time.

Standard panic lock narrow style

Panic function D

Standard panic lock N1608

Euro profile cylinders, single-leaf with monitoring function, follower 9 mm,
distance 92 mm, DIN L/R

Backset

30 mm
35 mm
40 mm
45 mm

1
2
3
4

Item	Face plate shape	Face plate length	Door system	Top locking	Monitoring	Order no.
Standard panic lock	F3 x 20 mm	320 mm	Single-leaf door	No	Yes	N 1 6 0 8 4 1 2 9 5 * 0 0 0 E
Standard panic lock	F3 x 24 mm	320 mm	Single-leaf door	No	Yes	N 1 6 0 8 4 1 2 9 5 * 0 0 0 1
Standard panic lock	U6 x 24 mm	320 mm	Single-leaf door	No	Yes	N 1 6 0 8 4 1 2 9 5 * 0 0 0 F
Standard panic lock	R3 x 20 mm	320 mm	Single-leaf door	No	Yes	N 1 6 0 8 4 1 2 9 5 * 0 0 0 Z
Standard panic lock	R3 x 24 mm	320 mm	Single-leaf door	No	Yes	N 1 6 0 8 4 1 2 9 5 * 0 0 0 Y

Note: For U-Face plate shaped versions, the end caps are included in the scope of supply. Please note that the backset is shortened by 1 mm for U-Face plate shaped versions.

Standard panic lock N1608

Swiss round cylinders, single-leaf with monitoring function, follower 9 mm,
distance 94 mm, DIN L/R

Backset

30 mm
35 mm
40 mm
45 mm

1
2
3
4

Item	Face plate shape	Face plate length	Door system	Top locking	Monitoring	Order no.
Standard panic lock	F3 x 20 mm	320 mm	Single-leaf door	No	Yes	N 1 6 0 8 4 1 2 9 9 * 0 0 0 E
Standard panic lock	F3 x 24 mm	320 mm	Single-leaf door	No	Yes	N 1 6 0 8 4 1 2 9 9 * 0 0 0 1
Standard panic lock	U6 x 24 mm	320 mm	Single-leaf door	No	Yes	N 1 6 0 8 4 1 2 9 9 * 0 0 0 F
Standard panic lock	R3 x 20 mm	320 mm	Single-leaf door	No	Yes	N 1 6 0 8 4 1 2 9 9 * 0 0 0 Z
Standard panic lock	R3 x 24 mm	320 mm	Single-leaf door	No	Yes	N 1 6 0 8 4 1 2 9 9 * 0 0 0 Y

Note: For U-Face plate shaped versions, the end caps are included in the scope of supply. Please note that the backset is shortened by 1 mm for U-Face plate shaped versions.



Standard panic lock narrow style

Panic function D

**Standard panic lock N1610**

Euro profile cylinders, double-leaf with monitoring function, follower 9 mm, distance 92 mm, DIN L/R

Backset

30 mm
35 mm
40 mm
45 mm

1
2
3
4

Item	Face plate shape	Face plate length	Door system	Top locking	Monitoring	Order no.
Standard panic lock	F3 x 20 mm	320 mm	Double-leaf door	No	Yes	N 1 6 1 0 4 1 2 9 5 * 0 0 0 E
Standard panic lock	F3 x 24 mm	320 mm	Double-leaf door	No	Yes	N 1 6 1 0 4 1 2 9 5 * 0 0 0 1
Standard panic lock	U6 x 24 mm	320 mm	Double-leaf door	No	Yes	N 1 6 1 0 4 1 2 9 5 * 0 0 0 F
Standard panic lock	R3 x 20 mm	320 mm	Double-leaf door	No	Yes	N 1 6 1 0 4 1 2 9 5 * 0 0 0 Z
Standard panic lock	R3 x 24 mm	320 mm	Double-leaf door	No	Yes	N 1 6 1 0 4 1 2 9 5 * 0 0 0 Y

Note: For U-Face plate shaped versions, the end caps are included in the scope of supply. Please note that the backset is shortened by 1 mm for U-Face plate shaped versions.

Standard panic lock N1610

Swiss round cylinders, double-leaf with monitoring function, follower 9 mm, distance 94 mm, DIN L/R

Backset

30 mm
35 mm
40 mm
45 mm

1
2
3
4

Item	Face plate shape	Face plate length	Door system	Top locking	Monitoring	Order no.
Standard panic lock	F3 x 20 mm	320 mm	Double-leaf door	No	Yes	N 1 6 1 0 4 1 2 9 9 * 0 0 0 E
Standard panic lock	F3 x 24 mm	320 mm	Double-leaf door	No	Yes	N 1 6 1 0 4 1 2 9 9 * 0 0 0 1
Standard panic lock	U6 x 24 mm	320 mm	Double-leaf door	No	Yes	N 1 6 1 0 4 1 2 9 9 * 0 0 0 F
Standard panic lock	R3 x 20 mm	320 mm	Double-leaf door	No	Yes	N 1 6 1 0 4 1 2 9 9 * 0 0 0 Z
Standard panic lock	R3 x 24 mm	320 mm	Double-leaf door	No	Yes	N 1 6 1 0 4 1 2 9 9 * 0 0 0 Y

Note: For U-Face plate shaped versions, the end caps are included in the scope of supply. Please note that the backset is shortened by 1 mm for U-Face plate shaped versions.

Standard panic lock narrow style

Panic function D

Standard panic lock N1609

Euro profile cylinder, single-leaf with top locking, follower 9 mm, distance 92 mm,
DIN L/R

Backset

30 mm
35 mm
40 mm
45 mm1
2
3
4

Item	Face plate shape	Face plate length	Door system	Top locking	Monitoring	Order no.
Standard panic lock	F3 x 20 mm	320 mm	Single-leaf door	Yes	No	N 1 6 0 9 4 0 0 9 5 * 0 0 0 E
Standard panic lock	F3 x 24 mm	320 mm	Single-leaf door	Yes	No	N 1 6 0 9 4 0 0 9 5 * 0 0 0 I
Standard panic lock	U6 x 24 mm	320 mm	Single-leaf door	Yes	No	N 1 6 0 9 4 0 0 9 5 * 0 0 0 F
Standard panic lock	R3 x 20 mm	320 mm	Single-leaf door	Yes	No	N 1 6 0 9 4 0 0 9 5 * 0 0 0 Z
Standard panic lock	R3 x 24 mm	320 mm	Single-leaf door	Yes	No	N 1 6 0 9 4 0 0 9 5 * 0 0 0 Y
Standard panic lock	F3 x 20 mm	370 mm	Single-leaf door	Yes	no - but prepared	N 1 6 0 9 4 0 0 9 5 * 0 0 1 D
Standard panic lock	F3 x 24 mm	370 mm	Single-leaf door	Yes	no - but prepared	N 1 6 0 9 4 0 0 9 5 * 0 0 1 C
Standard panic lock	U6 x 24 mm	370 mm	Single-leaf door	Yes	no - but prepared	N 1 6 0 9 4 0 0 9 5 * 0 0 1 E
Standard panic lock	R3 x 20 mm	370 mm	Single-leaf door	Yes	no - but prepared	N 1 6 0 9 4 0 0 9 5 * 0 0 1 B
Standard panic lock	R3 x 24 mm	370 mm	Single-leaf door	Yes	no - but prepared	N 1 6 0 9 4 0 0 9 5 * 0 0 1 A

Note: For U-Face plate shaped versions, the end caps are included in the scope of supply. Please note that the backset is shortened by 1 mm for U-Face plate shaped versions. If variants with „no - but prepared“ are selected, the face plate is extended by 50 mm to the bottom. This version is designed for doors that may have a monitoring function retrofitted at a later time.

Standard panic lock N1609

Swiss round cylinders, single-leaf with top locking, follower 9 mm, distance 94 mm,
DIN L/R

Backset

30 mm
35 mm
40 mm
45 mm1
2
3
4

Item	Face plate shape	Face plate length	Door system	Top locking	Monitoring	Order no.
Standard panic lock	F3 x 20 mm	320 mm	Single-leaf door	Yes	No	N 1 6 0 9 4 0 0 9 9 * 0 0 0 E
Standard panic lock	F3 x 24 mm	320 mm	Single-leaf door	Yes	No	N 1 6 0 9 4 0 0 9 9 * 0 0 0 I
Standard panic lock	U6 x 24 mm	320 mm	Single-leaf door	Yes	No	N 1 6 0 9 4 0 0 9 9 * 0 0 0 F
Standard panic lock	R3 x 20 mm	320 mm	Single-leaf door	Yes	No	N 1 6 0 9 4 0 0 9 9 * 0 0 0 Z
Standard panic lock	R3 x 24 mm	320 mm	Single-leaf door	Yes	No	N 1 6 0 9 4 0 0 9 9 * 0 0 0 Y
Standard panic lock	F3 x 20 mm	370 mm	Single-leaf door	Yes	no - but prepared	N 1 6 0 9 4 0 0 9 9 * 0 0 1 D
Standard panic lock	F3 x 24 mm	370 mm	Single-leaf door	Yes	no - but prepared	N 1 6 0 9 4 0 0 9 9 * 0 0 1 C
Standard panic lock	U6 x 24 mm	370 mm	Single-leaf door	Yes	no - but prepared	N 1 6 0 9 4 0 0 9 9 * 0 0 1 E
Standard panic lock	R3 x 20 mm	370 mm	Single-leaf door	Yes	no - but prepared	N 1 6 0 9 4 0 0 9 9 * 0 0 1 B
Standard panic lock	R3 x 24 mm	370 mm	Single-leaf door	Yes	no - but prepared	N 1 6 0 9 4 0 0 9 9 * 0 0 1 A

Note: For U-Face plate shaped versions, the end caps are included in the scope of supply. Please note that the backset is shortened by 1 mm for U-Face plate shaped versions. If variants with „no - but prepared“ are selected, the face plate is extended by 50 mm to the bottom. This version is designed for doors that may have a monitoring function retrofitted at a later time.

Standard panic lock narrow style

Panic function D

**Standard panic lock N1611**

Euro profile cylinder, double-leaf with top locking, follower 9 mm, distance 92 mm,
DIN L/R

Backset

30 mm
35 mm
40 mm
45 mm

1
2
3
4

Item	Face plate shape	Face plate length	Door system	Top locking	Monitoring	Order no.
Standard panic lock	F3 x 20 mm	320 mm	Double-leaf door	Yes	No	N 1 6 1 1 4 0 0 9 5 * 0 0 0 E
Standard panic lock	F3 x 24 mm	320 mm	Double-leaf door	Yes	No	N 1 6 1 1 4 0 0 9 5 * 0 0 0 1
Standard panic lock	U6 x 24 mm	320 mm	Double-leaf door	Yes	No	N 1 6 1 1 4 0 0 9 5 * 0 0 0 F
Standard panic lock	R3 x 20 mm	320 mm	Double-leaf door	Yes	No	N 1 6 1 1 4 0 0 9 5 * 0 0 0 Z
Standard panic lock	R3 x 24 mm	320 mm	Double-leaf door	Yes	No	N 1 6 1 1 4 0 0 9 5 * 0 0 0 Y
Standard panic lock	F3 x 20 mm	370 mm	Double-leaf door	Yes	no - but prepared	N 1 6 1 1 4 0 0 9 5 * 0 0 1 D
Standard panic lock	F3 x 24 mm	370 mm	Double-leaf door	Yes	no - but prepared	N 1 6 1 1 4 0 0 9 5 * 0 0 1 C
Standard panic lock	U6 x 24 mm	370 mm	Double-leaf door	Yes	no - but prepared	N 1 6 1 1 4 0 0 9 5 * 0 0 1 E
Standard panic lock	R3 x 20 mm	370 mm	Double-leaf door	Yes	no - but prepared	N 1 6 1 1 4 0 0 9 5 * 0 0 1 B
Standard panic lock	R3 x 24 mm	370 mm	Double-leaf door	Yes	no - but prepared	N 1 6 1 1 4 0 0 9 5 * 0 0 1 A

Note: For U-Face plate shaped versions, the end caps are included in the scope of supply. Please note that the backset is shortened by 1mm for U-Face plate shaped versions. If variants with „no - but prepared“ are selected, the face plate is extended by 50 mm to the bottom. This version is designed for doors that may have a monitoring function retrofitted at a later time.

Standard panic lock N1611

Swiss round cylinders, double-leaf with top locking, follower 9 mm, distance 94 mm,
DIN L/R

Backset

30 mm
35 mm
40 mm
45 mm

1
2
3
4

Item	Face plate shape	Face plate length	Door system	Top locking	Monitoring	Order no.
Standard panic lock	F3 x 20 mm	320 mm	Double-leaf door	Yes	No	N 1 6 1 1 4 0 0 9 9 * 0 0 0 E
Standard panic lock	F3 x 24 mm	320 mm	Double-leaf door	Yes	No	N 1 6 1 1 4 0 0 9 9 * 0 0 0 1
Standard panic lock	U6 x 24 mm	320 mm	Double-leaf door	Yes	No	N 1 6 1 1 4 0 0 9 9 * 0 0 0 F
Standard panic lock	R3 x 20 mm	320 mm	Double-leaf door	Yes	No	N 1 6 1 1 4 0 0 9 9 * 0 0 0 Z
Standard panic lock	R3 x 24 mm	320 mm	Double-leaf door	Yes	No	N 1 6 1 1 4 0 0 9 9 * 0 0 0 Y
Standard panic lock	F3 x 20 mm	370 mm	Double-leaf door	Yes	no - but prepared	N 1 6 1 1 4 0 0 9 9 * 0 0 1 D
Standard panic lock	F3 x 24 mm	370 mm	Double-leaf door	Yes	no - but prepared	N 1 6 1 1 4 0 0 9 9 * 0 0 1 C
Standard panic lock	U6 x 24 mm	370 mm	Double-leaf door	Yes	no - but prepared	N 1 6 1 1 4 0 0 9 9 * 0 0 1 E
Standard panic lock	R3 x 20 mm	370 mm	Double-leaf door	Yes	no - but prepared	N 1 6 1 1 4 0 0 9 9 * 0 0 1 B
Standard panic lock	R3 x 24 mm	370 mm	Double-leaf door	Yes	no - but prepared	N 1 6 1 1 4 0 0 9 9 * 0 0 1 A

Note: For U-Face plate shaped versions, the end caps are included in the scope of supply. Please note that the backset is shortened by 1mm for U-Face plate shaped versions. If variants with „no - but prepared“ are selected, the face plate is extended by 50 mm to the bottom. This version is designed for doors that may have a monitoring function retrofitted at a later time.

Standard panic lock narrow style

Panic function D

Standard panic lock N1609

Euro profile cylinder, single-leaf with top locking and monitoring function,
follower 9 mm, distance 92 mm, DIN L/R

Backset

30 mm
35 mm
40 mm
45 mm

1
2
3
4

Item	Face plate shape	Face plate length	Door system	Top locking	Monitoring	Order no.
Standard panic lock	F3 x 20 mm	370 mm	Single-leaf door	Yes	Yes	N 1 6 0 9 4 1 2 9 5 * 0 0 1 D
Standard panic lock	F3 x 24 mm	370 mm	Single-leaf door	Yes	Yes	N 1 6 0 9 4 1 2 9 5 * 0 0 1 C
Standard panic lock	U6 x 24 mm	370 mm	Single-leaf door	Yes	Yes	N 1 6 0 9 4 1 2 9 5 * 0 0 1 E
Standard panic lock	R3 x 20 mm	370 mm	Single-leaf door	Yes	Yes	N 1 6 0 9 4 1 2 9 5 * 0 0 1 B
Standard panic lock	R3 x 24 mm	370 mm	Single-leaf door	Yes	Yes	N 1 6 0 9 4 1 2 9 5 * 0 0 1 A

Note: For U-Face plate shaped versions, the end caps are included in the scope of supply. Please note that the backset is shortened by 1 mm for U-Face plate shaped versions.

Standard panic lock N1609

Swiss round cylinders, single-leaf with top locking and monitoring function,
follower 9 mm, distance 94 mm, DIN L/R

Backset

30 mm
35 mm
40 mm
45 mm

1
2
3
4

Item	Face plate shape	Face plate length	Door system	Top locking	Monitoring	Order no.
Standard panic lock	F3 x 20 mm	370 mm	Single-leaf door	Yes	Yes	N 1 6 0 9 4 1 2 9 9 * 0 0 1 D
Standard panic lock	F3 x 24 mm	370 mm	Single-leaf door	Yes	Yes	N 1 6 0 9 4 1 2 9 9 * 0 0 1 C
Standard panic lock	U6 x 24 mm	370 mm	Single-leaf door	Yes	Yes	N 1 6 0 9 4 1 2 9 9 * 0 0 1 E
Standard panic lock	R3 x 20 mm	370 mm	Single-leaf door	Yes	Yes	N 1 6 0 9 4 1 2 9 9 * 0 0 1 B
Standard panic lock	R3 x 24 mm	370 mm	Single-leaf door	Yes	Yes	N 1 6 0 9 4 1 2 9 9 * 0 0 1 A

Note: For U-Face plate shaped versions, the end caps are included in the scope of supply. Please note that the backset is shortened by 1 mm for U-Face plate shaped versions.



Standard panic lock narrow style

Panic function D

**Standard panic lock N1611**

Euro profile cylinder, double-leaf with top locking and monitoring function, follower 9 mm, distance 92 mm, DIN L/R

Backset

30 mm
35 mm
40 mm
45 mm

1
2
3
4

Item	Face plate shape	Face plate length	Door system	Top locking	Monitoring	Order no.
Standard panic lock	F3 x 20 mm	370 mm	Double-leaf door	Yes	Yes	N 1 6 1 1 4 1 2 9 5 * 0 0 1 D
Standard panic lock	F3 x 24 mm	370 mm	Double-leaf door	Yes	Yes	N 1 6 1 1 4 1 2 9 5 * 0 0 1 C
Standard panic lock	U6 x 24 mm	370 mm	Double-leaf door	Yes	Yes	N 1 6 1 1 4 1 2 9 5 * 0 0 1 E
Standard panic lock	R3 x 20 mm	370 mm	Double-leaf door	Yes	Yes	N 1 6 1 1 4 1 2 9 5 * 0 0 1 B
Standard panic lock	R3 x 24 mm	370 mm	Double-leaf door	Yes	Yes	N 1 6 1 1 4 1 2 9 5 * 0 0 1 A

Note: For U-Face plate shaped versions, the end caps are included in the scope of supply. Please note that the backset is shortened by 1 mm for U-Face plate shaped versions.

Standard panic lock N1611

Swiss round cylinders, double-leaf with top locking and monitoring function, follower 9 mm, distance 94 mm, DIN L/R

Backset

30 mm
35 mm
40 mm
45 mm

1
2
3
4

Item	Face plate shape	Face plate length	Door system	Top locking	Monitoring	Order no.
Standard panic lock	F3 x 20 mm	370 mm	Double-leaf door	Yes	Yes	N 1 6 1 1 4 1 2 9 9 * 0 0 1 D
Standard panic lock	F3 x 24 mm	370 mm	Double-leaf door	Yes	Yes	N 1 6 1 1 4 1 2 9 9 * 0 0 1 C
Standard panic lock	U6 x 24 mm	370 mm	Double-leaf door	Yes	Yes	N 1 6 1 1 4 1 2 9 9 * 0 0 1 E
Standard panic lock	R3 x 20 mm	370 mm	Double-leaf door	Yes	Yes	N 1 6 1 1 4 1 2 9 9 * 0 0 1 B
Standard panic lock	R3 x 24 mm	370 mm	Double-leaf door	Yes	Yes	N 1 6 1 1 4 1 2 9 9 * 0 0 1 A

Note: For U-Face plate shaped versions, the end caps are included in the scope of supply. Please note that the backset is shortened by 1 mm for U-Face plate shaped versions.

Standard panic lock narrow style

Panic function E

Standard panic lock N1612

Euro profile cylinders, single-leaf, follower 9 mm, distance 92 mm, DIN L/R

Backset

30 mm
35 mm
40 mm
45 mm1
2
3
4

Item	Face plate shape	Face plate length	Door system	Top locking	Monitoring	Order no.
Standard panic lock	F3 x 20 mm	270 mm	Single-leaf door	No	No	N 1 6 1 2 4 0 0 9 5 * 0 0 0 9
Standard panic lock	F3 x 24 mm	270 mm	Single-leaf door	No	No	N 1 6 1 2 4 0 0 9 5 * 0 0 0 8
Standard panic lock	U6 x 24 mm	270 mm	Single-leaf door	No	No	N 1 6 1 2 4 0 0 9 5 * 0 0 1 8
Standard panic lock	R3 x 20 mm	270 mm	Single-leaf door	No	No	N 1 6 1 2 4 0 0 9 5 * 0 0 0 R
Standard panic lock	R3 x 24 mm	270 mm	Single-leaf door	No	No	N 1 6 1 2 4 0 0 9 5 * 0 0 0 Q
Standard panic lock	F3 x 20 mm	320 mm	Single-leaf door	No	no - but prepared	N 1 6 1 2 4 0 0 9 5 * 0 0 0 E
Standard panic lock	F3 x 24 mm	320 mm	Single-leaf door	No	no - but prepared	N 1 6 1 2 4 0 0 9 5 * 0 0 0 1
Standard panic lock	U6 x 24 mm	320 mm	Single-leaf door	No	no - but prepared	N 1 6 1 2 4 0 0 9 5 * 0 0 0 F
Standard panic lock	R3 x 20 mm	320 mm	Single-leaf door	No	no - but prepared	N 1 6 1 2 4 0 0 9 5 * 0 0 0 Z
Standard panic lock	R3 x 24 mm	320 mm	Single-leaf door	No	no - but prepared	N 1 6 1 2 4 0 0 9 5 * 0 0 0 Y

Note: For U-Face plate shaped versions, the end caps are included in the scope of supply. Please note that the backset is shortened by 1 mm for U-Face plate shaped versions. If variants with „no - but prepared“ are selected, the face plate is extended by 50 mm to the bottom. This version is designed for doors that may have a monitoring function retrofitted at a later time.

Standard panic lock N1612

Swiss round cylinders, single-leaf, follower 9 mm, distance 94 mm, DIN L/R

Backset

30 mm
35 mm
40 mm
45 mm1
2
3
4

Item	Face plate shape	Face plate length	Door system	Top locking	Monitoring	Order no.
Standard panic lock	F3 x 20 mm	270 mm	Single-leaf door	No	No	N 1 6 1 2 4 0 0 9 9 * 0 0 0 9
Standard panic lock	F3 x 24 mm	270 mm	Single-leaf door	No	No	N 1 6 1 2 4 0 0 9 9 * 0 0 0 8
Standard panic lock	U6 x 24 mm	270 mm	Single-leaf door	No	no - but prepared	N 1 6 1 2 4 0 0 9 9 * 0 0 1 8
Standard panic lock	R3 x 20 mm	270 mm	Single-leaf door	No	No	N 1 6 1 2 4 0 0 9 9 * 0 0 0 R
Standard panic lock	R3 x 24 mm	270 mm	Single-leaf door	No	No	N 1 6 1 2 4 0 0 9 9 * 0 0 0 Q
Standard panic lock	F3 x 20 mm	320 mm	Single-leaf door	No	no - but prepared	N 1 6 1 2 4 0 0 9 9 * 0 0 0 E
Standard panic lock	F3 x 24 mm	320 mm	Single-leaf door	No	no - but prepared	N 1 6 1 2 4 0 0 9 9 * 0 0 0 1
Standard panic lock	U6 x 24 mm	320 mm	Single-leaf door	No	no - but prepared	N 1 6 1 2 4 0 0 9 9 * 0 0 0 F
Standard panic lock	R3 x 20 mm	320 mm	Single-leaf door	No	no - but prepared	N 1 6 1 2 4 0 0 9 9 * 0 0 0 Z
Standard panic lock	R3 x 24 mm	320 mm	Single-leaf door	No	no - but prepared	N 1 6 1 2 4 0 0 9 9 * 0 0 0 Y

Note: For U-Face plate shaped versions, the end caps are included in the scope of supply. Please note that the backset is shortened by 1 mm for U-Face plate shaped versions. If variants with „no - but prepared“ are selected, the face plate is extended by 50 mm to the bottom. This version is designed for doors that may have a monitoring function retrofitted at a later time.

Standard panic lock narrow style

Panic function E



Standard panic lock N1614

Euro profile cylinders, double-leaf, follower 9 mm, distance 92 mm, DIN L/R

Backset

30 mm
35 mm
40 mm
45 mm1
2
3
4

Item	Face plate shape	Face plate length	Door system	Top locking	Monitoring	Order no.
Standard panic lock	F3 x 20 mm	270 mm	Double-leaf door	No	No	N 1 6 1 4 4 0 0 9 5 * 0 0 0 9
Standard panic lock	F3 x 24 mm	270 mm	Double-leaf door	No	No	N 1 6 1 4 4 0 0 9 5 * 0 0 0 8
Standard panic lock	U6 x 24 mm	270 mm	Double-leaf door	No	No	N 1 6 1 4 4 0 0 9 5 * 0 0 1 8
Standard panic lock	R3 x 20 mm	270 mm	Double-leaf door	No	No	N 1 6 1 4 4 0 0 9 5 * 0 0 0 R
Standard panic lock	R3 x 24 mm	270 mm	Double-leaf door	No	No	N 1 6 1 4 4 0 0 9 5 * 0 0 0 Q
Standard panic lock	F3 x 20 mm	320 mm	Double-leaf door	No	no - but prepared	N 1 6 1 4 4 0 0 9 5 * 0 0 0 E
Standard panic lock	F3 x 24 mm	320 mm	Double-leaf door	No	no - but prepared	N 1 6 1 4 4 0 0 9 5 * 0 0 0 1
Standard panic lock	U6 x 24 mm	320 mm	Double-leaf door	No	no - but prepared	N 1 6 1 4 4 0 0 9 5 * 0 0 0 F
Standard panic lock	R3 x 20 mm	320 mm	Double-leaf door	No	no - but prepared	N 1 6 1 4 4 0 0 9 5 * 0 0 0 Z
Standard panic lock	R3 x 24 mm	320 mm	Double-leaf door	No	no - but prepared	N 1 6 1 4 4 0 0 9 5 * 0 0 0 Y

Note: For U-Face plate shaped versions, the end caps are included in the scope of supply. Please note that the backset is shortened by 1mm for U-Face plate shaped versions. If variants with „no - but prepared“ are selected, the face plate is extended by 50 mm to the bottom. This version is designed for doors that may have a monitoring function retrofitted at a later time.

Standard panic lock N1614

Swiss round cylinders, double-leaf, follower 9 mm, distance 94 mm, DIN L/R

Backset

30 mm
35 mm
40 mm
45 mm1
2
3
4

Item	Face plate shape	Face plate length	Door system	Top locking	Monitoring	Order no.
Standard panic lock	F3 x 20 mm	270 mm	Double-leaf door	No	No	N 1 6 1 4 4 0 0 9 9 * 0 0 0 9
Standard panic lock	F3 x 24 mm	270 mm	Double-leaf door	No	No	N 1 6 1 4 4 0 0 9 9 * 0 0 0 8
Standard panic lock	U6 x 24 mm	270 mm	Double-leaf door	No	No	N 1 6 1 4 4 0 0 9 9 * 0 0 1 8
Standard panic lock	R3 x 20 mm	270 mm	Double-leaf door	No	No	N 1 6 1 4 4 0 0 9 9 * 0 0 0 R
Standard panic lock	R3 x 24 mm	270 mm	Double-leaf door	No	No	N 1 6 1 4 4 0 0 9 9 * 0 0 0 Q
Standard panic lock	F3 x 20 mm	320 mm	Double-leaf door	No	no - but prepared	N 1 6 1 4 4 0 0 9 9 * 0 0 0 E
Standard panic lock	F3 x 24 mm	320 mm	Double-leaf door	No	no - but prepared	N 1 6 1 4 4 0 0 9 9 * 0 0 0 1
Standard panic lock	U6 x 24 mm	320 mm	Double-leaf door	No	no - but prepared	N 1 6 1 4 4 0 0 9 9 * 0 0 0 F
Standard panic lock	R3 x 20 mm	320 mm	Double-leaf door	No	no - but prepared	N 1 6 1 4 4 0 0 9 9 * 0 0 0 Z
Standard panic lock	R3 x 24 mm	320 mm	Double-leaf door	No	no - but prepared	N 1 6 1 4 4 0 0 9 9 * 0 0 0 Y

Note: For U-Face plate shaped versions, the end caps are included in the scope of supply. Please note that the backset is shortened by 1mm for U-Face plate shaped versions. If variants with „no - but prepared“ are selected, the face plate is extended by 50 mm to the bottom. This version is designed for doors that may have a monitoring function retrofitted at a later time.

Standard panic lock narrow style

Panic function E

Standard panic lock N1612

Euro profile cylinders, single-leaf with monitoring function, follower 9 mm, distance 92 mm, DIN L/R

Backset

30 mm
35 mm
40 mm
45 mm

1
2
3
4

Item	Face plate shape	Face plate length	Door system	Top locking	Monitoring	Order no.
Standard panic lock	F3 x 20 mm	320 mm	Single-leaf door	No	Yes	N 1 6 1 2 4 1 2 9 5 * 0 0 0 E
Standard panic lock	F3 x 24 mm	320 mm	Single-leaf door	No	Yes	N 1 6 1 2 4 1 2 9 5 * 0 0 0 1
Standard panic lock	U6 x 24 mm	320 mm	Single-leaf door	No	Yes	N 1 6 1 2 4 1 2 9 5 * 0 0 0 F
Standard panic lock	R3 x 20 mm	320 mm	Single-leaf door	No	Yes	N 1 6 1 2 4 1 2 9 5 * 0 0 0 Z
Standard panic lock	R3 x 24 mm	320 mm	Single-leaf door	No	Yes	N 1 6 1 2 4 1 2 9 5 * 0 0 0 Y

Note: For U-Face plate shaped versions, the end caps are included in the scope of supply. Please note that the backset is shortened by 1 mm for U-Face plate shaped versions.

Standard panic lock N1612

Swiss round cylinders, single-leaf with monitoring function, follower 9 mm, distance 94 mm, DIN L/R

Backset

30 mm
35 mm
40 mm
45 mm

1
2
3
4

Item	Face plate shape	Face plate length	Door system	Top locking	Monitoring	Order no.
Standard panic lock	F3 x 20 mm	320 mm	Single-leaf door	No	Yes	N 1 6 1 2 4 1 2 9 9 * 0 0 0 E
Standard panic lock	F3 x 24 mm	320 mm	Single-leaf door	No	Yes	N 1 6 1 2 4 1 2 9 9 * 0 0 0 1
Standard panic lock	U6 x 24 mm	320 mm	Single-leaf door	No	Yes	N 1 6 1 2 4 1 2 9 9 * 0 0 0 F
Standard panic lock	R3 x 20 mm	320 mm	Single-leaf door	No	Yes	N 1 6 1 2 4 1 2 9 9 * 0 0 0 Z
Standard panic lock	R3 x 24 mm	320 mm	Single-leaf door	No	Yes	N 1 6 1 2 4 1 2 9 9 * 0 0 0 Y

Note: For U-Face plate shaped versions, the end caps are included in the scope of supply. Please note that the backset is shortened by 1 mm for U-Face plate shaped versions.



Standard panic lock narrow style

Panic function E

**Standard panic lock N1614**

Euro profile cylinders, double-leaf with monitoring function, follower 9 mm, distance 92 mm, DIN L/R

Backset

30 mm
35 mm
40 mm
45 mm

1
2
3
4

Item	Face plate shape	Face plate length	Door system	Top locking	Monitoring	Order no.
Standard panic lock	F3 x 20 mm	320 mm	Double-leaf door	No	Yes	N 1 6 1 4 4 1 2 9 5 * 0 0 0 E
Standard panic lock	F3 x 24 mm	320 mm	Double-leaf door	No	Yes	N 1 6 1 4 4 1 2 9 5 * 0 0 0 1
Standard panic lock	U6 x 24 mm	320 mm	Double-leaf door	No	Yes	N 1 6 1 4 4 1 2 9 5 * 0 0 0 F
Standard panic lock	R3 x 24 mm	320 mm	Double-leaf door	No	Yes	N 1 6 1 4 4 1 2 9 5 * 0 0 0 Z
Standard panic lock	R3 x 24 mm	320 mm	Double-leaf door	No	Yes	N 1 6 1 4 4 1 2 9 5 * 0 0 0 Y

Note: For U-Face plate shaped versions, the end caps are included in the scope of supply. Please note that the backset is shortened by 1 mm for U-Face plate shaped versions.

Standard panic lock N1614

Swiss round cylinders, double-leaf with monitoring function, follower 9 mm, distance 94 mm, DIN L/R

Backset

30 mm
35 mm
40 mm
45 mm

1
2
3
4

Item	Face plate shape	Face plate length	Door system	Top locking	Monitoring	Order no.
Standard panic lock	F3 x 20 mm	320 mm	Double-leaf door	No	Yes	N 1 6 1 4 4 1 2 9 9 * 0 0 0 E
Standard panic lock	F3 x 24 mm	320 mm	Double-leaf door	No	Yes	N 1 6 1 4 4 1 2 9 9 * 0 0 0 1
Standard panic lock	U6 x 24 mm	320 mm	Double-leaf door	No	Yes	N 1 6 1 4 4 1 2 9 9 * 0 0 0 F
Standard panic lock	R3 x 20 mm	320 mm	Double-leaf door	No	Yes	N 1 6 1 4 4 1 2 9 9 * 0 0 0 Z
Standard panic lock	R3 x 24 mm	320 mm	Double-leaf door	No	Yes	N 1 6 1 4 4 1 2 9 9 * 0 0 0 Y

Note: For U-Face plate shaped versions, the end caps are included in the scope of supply. Please note that the backset is shortened by 1 mm for U-Face plate shaped versions.

Standard panic lock narrow style

Panic function E

Standard panic lock N1613

Euro profile cylinder, single-leaf with top locking, follower 9 mm, distance 92 mm,
DIN L/R

Backset

30 mm
35 mm
40 mm
45 mm1
2
3
4

Item	Face plate shape	Face plate length	Door system	Top locking	Monitoring	Order no.
Standard panic lock	F3 x 20 mm	320 mm	Single-leaf door	Yes	No	N 1 6 1 3 4 0 0 9 5 * 0 0 0 E
Standard panic lock	F3 x 24 mm	320 mm	Single-leaf door	Yes	No	N 1 6 1 3 4 0 0 9 5 * 0 0 0 1
Standard panic lock	U6 x 24 mm	320 mm	Single-leaf door	Yes	No	N 1 6 1 3 4 0 0 9 5 * 0 0 0 F
Standard panic lock	R3 x 20 mm	320 mm	Single-leaf door	Yes	No	N 1 6 1 3 4 0 0 9 5 * 0 0 0 Z
Standard panic lock	R3 x 24 mm	320 mm	Single-leaf door	Yes	No	N 1 6 1 3 4 0 0 9 5 * 0 0 0 Y
Standard panic lock	F3 x 20 mm	370 mm	Single-leaf door	Yes	no - but prepared	N 1 6 1 3 4 0 0 9 5 * 0 0 1 D
Standard panic lock	F3 x 24 mm	370 mm	Single-leaf door	Yes	no - but prepared	N 1 6 1 3 4 0 0 9 5 * 0 0 1 C
Standard panic lock	U6 x 24 mm	370 mm	Single-leaf door	Yes	no - but prepared	N 1 6 1 3 4 0 0 9 5 * 0 0 1 E
Standard panic lock	R3 x 20 mm	370 mm	Single-leaf door	Yes	no - but prepared	N 1 6 1 3 4 0 0 9 5 * 0 0 1 B
Standard panic lock	R3 x 24 mm	370 mm	Single-leaf door	Yes	no - but prepared	N 1 6 1 3 4 0 0 9 5 * 0 0 1 A

Note: For U-Face plate shaped versions, the end caps are included in the scope of supply. Please note that the backset is shortened by 1 mm for U-Face plate shaped versions. If variants with „no - but prepared“ are selected, the face plate is extended by 50 mm to the bottom. This version is designed for doors that may have a monitoring function retrofitted at a later time.

Standard panic lock N1613

Swiss round cylinders, single-leaf with top locking, follower 9 mm, distance 94 mm,
DIN L/R

Backset

30 mm
35 mm
40 mm
45 mm1
2
3
4

Item	Face plate shape	Face plate length	Door system	Top locking	Monitoring	Order no.
Standard panic lock	F3 x 20 mm	320 mm	Single-leaf door	Yes	No	N 1 6 1 3 4 0 0 9 9 * 0 0 0 E
Standard panic lock	F3 x 24 mm	320 mm	Single-leaf door	Yes	No	N 1 6 1 3 4 0 0 9 9 * 0 0 0 1
Standard panic lock	U6 x 24 mm	320 mm	Single-leaf door	Yes	No	N 1 6 1 3 4 0 0 9 9 * 0 0 0 F
Standard panic lock	R3 x 20 mm	320 mm	Single-leaf door	Yes	No	N 1 6 1 3 4 0 0 9 9 * 0 0 0 Z
Standard panic lock	R3 x 24 mm	320 mm	Single-leaf door	Yes	No	N 1 6 1 3 4 0 0 9 9 * 0 0 0 Y
Standard panic lock	F3 x 20 mm	370 mm	Single-leaf door	Yes	no - but prepared	N 1 6 1 3 4 0 0 9 9 * 0 0 1 D
Standard panic lock	F3 x 24 mm	370 mm	Single-leaf door	Yes	no - but prepared	N 1 6 1 3 4 0 0 9 9 * 0 0 1 C
Standard panic lock	U6 x 24 mm	370 mm	Single-leaf door	Yes	no - but prepared	N 1 6 1 3 4 0 0 9 9 * 0 0 1 E
Standard panic lock	R3 x 20 mm	370 mm	Single-leaf door	Yes	no - but prepared	N 1 6 1 3 4 0 0 9 9 * 0 0 1 B
Standard panic lock	R3 x 24 mm	370 mm	Single-leaf door	Yes	no - but prepared	N 1 6 1 3 4 0 0 9 9 * 0 0 1 A

Note: For U-Face plate shaped versions, the end caps are included in the scope of supply. Please note that the backset is shortened by 1 mm for U-Face plate shaped versions. If variants with „no - but prepared“ are selected, the face plate is extended by 50 mm to the bottom. This version is designed for doors that may have a monitoring function retrofitted at a later time.

Standard panic lock narrow style

Panic function E

**Standard panic lock N1615**

Euro profile cylinder, double-leaf with top locking, follower 9 mm, distance 92 mm, DIN L/R

Backset

30 mm
35 mm
40 mm
45 mm

1
2
3
4

Item	Face plate shape	Face plate length	Door system	Top locking	Monitoring	Order no.
Standard panic lock	F3 x 20 mm	320 mm	Double-leaf door	Yes	No	N 1 6 1 5 4 0 0 9 5 * 0 0 0 E
Standard panic lock	F3 x 24 mm	320 mm	Double-leaf door	Yes	No	N 1 6 1 5 4 0 0 9 5 * 0 0 0 1
Standard panic lock	U6 x 24 mm	320 mm	Double-leaf door	Yes	No	N 1 6 1 5 4 0 0 9 5 * 0 0 0 F
Standard panic lock	R3 x 20 mm	320 mm	Double-leaf door	Yes	No	N 1 6 1 5 4 0 0 9 5 * 0 0 0 Z
Standard panic lock	R3 x 24 mm	320 mm	Double-leaf door	Yes	No	N 1 6 1 5 4 0 0 9 5 * 0 0 0 Y
Standard panic lock	F3 x 20 mm	370 mm	Double-leaf door	Yes	no - but prepared	N 1 6 1 5 4 0 0 9 5 * 0 0 1 D
Standard panic lock	F3 x 24 mm	370 mm	Double-leaf door	Yes	no - but prepared	N 1 6 1 5 4 0 0 9 5 * 0 0 1 C
Standard panic lock	U6 x 24 mm	370 mm	Double-leaf door	Yes	no - but prepared	N 1 6 1 5 4 0 0 9 5 * 0 0 1 E
Standard panic lock	R3 x 20 mm	370 mm	Double-leaf door	Yes	no - but prepared	N 1 6 1 5 4 0 0 9 5 * 0 0 1 B
Standard panic lock	R3 x 24 mm	370 mm	Double-leaf door	Yes	no - but prepared	N 1 6 1 5 4 0 0 9 5 * 0 0 1 A

Note: For U-Face plate shaped versions, the end caps are included in the scope of supply. Please note that the backset is shortened by 1mm for U-Face plate shaped versions. If variants with „no - but prepared“ are selected, the face plate is extended by 50 mm to the bottom. This version is designed for doors that may have a monitoring function retrofitted at a later time.

Standard panic lock N1615

Swiss round cylinders, double-leaf with top locking, follower 9 mm, distance 94 mm, DIN L/R

Backset

30 mm
35 mm
40 mm
45 mm

1
2
3
4

Item	Face plate shape	Face plate length	Door system	Top locking	Monitoring	Order no.
Standard panic lock	F3 x 20 mm	320 mm	Double-leaf door	Yes	No	N 1 6 1 5 4 0 0 9 9 * 0 0 0 E
Standard panic lock	F3 x 24 mm	320 mm	Double-leaf door	Yes	No	N 1 6 1 5 4 0 0 9 9 * 0 0 0 1
Standard panic lock	U6 x 24 mm	320 mm	Double-leaf door	Yes	No	N 1 6 1 5 4 0 0 9 9 * 0 0 0 F
Standard panic lock	R3 x 20 mm	320 mm	Double-leaf door	Yes	No	N 1 6 1 5 4 0 0 9 9 * 0 0 0 Z
Standard panic lock	R3 x 24 mm	320 mm	Double-leaf door	Yes	No	N 1 6 1 5 4 0 0 9 9 * 0 0 0 Y
Standard panic lock	F3 x 20 mm	370 mm	Double-leaf door	Yes	no - but prepared	N 1 6 1 5 4 0 0 9 9 * 0 0 1 D
Standard panic lock	F3 x 24 mm	370 mm	Double-leaf door	Yes	no - but prepared	N 1 6 1 5 4 0 0 9 9 * 0 0 1 C
Standard panic lock	U6 x 24 mm	370 mm	Double-leaf door	Yes	no - but prepared	N 1 6 1 5 4 0 0 9 9 * 0 0 1 E
Standard panic lock	R3 x 20 mm	370 mm	Double-leaf door	Yes	no - but prepared	N 1 6 1 5 4 0 0 9 9 * 0 0 1 B
Standard panic lock	R3 x 24 mm	370 mm	Double-leaf door	Yes	no - but prepared	N 1 6 1 5 4 0 0 9 9 * 0 0 1 A

Note: For U-Face plate shaped versions, the end caps are included in the scope of supply. Please note that the backset is shortened by 1mm for U-Face plate shaped versions. If variants with „no - but prepared“ are selected, the face plate is extended by 50 mm to the bottom. This version is designed for doors that may have a monitoring function retrofitted at a later time.

Standard panic lock narrow style

Panic function E

Standard panic lock



Standard panic lock N1613

Euro profile cylinder, single-leaf with top locking and monitoring function, follower 9 mm, distance 92 mm, DIN L/R

Backset
30 mm
35 mm
40 mm
45 mm

1
2
3
4

Item	Face plate shape	Face plate length	Door system	Top locking	Monitoring	Order no.
Standard panic lock	F3 x 20 mm	370 mm	Single-leaf door	Yes	Yes	N 1 6 1 3 4 1 2 9 5 * 0 0 1 D
Standard panic lock	F3 x 24 mm	370 mm	Single-leaf door	Yes	Yes	N 1 6 1 3 4 1 2 9 5 * 0 0 1 C
Standard panic lock	U6 x 24 mm	370 mm	Single-leaf door	Yes	Yes	N 1 6 1 3 4 1 2 9 5 * 0 0 1 E
Standard panic lock	R3 x 20 mm	370 mm	Single-leaf door	Yes	Yes	N 1 6 1 3 4 1 2 9 5 * 0 0 1 B
Standard panic lock	R3 x 24 mm	370 mm	Single-leaf door	Yes	Yes	N 1 6 1 3 4 1 2 9 5 * 0 0 1 A

Note: For U-Face plate shaped versions, the end caps are included in the scope of supply. Please note that the backset is shortened by 1 mm for U-Face plate shaped versions.

Standard panic lock N1613

Swiss round cylinders, single-leaf with top locking and monitoring function, follower 9 mm, distance 94 mm, DIN L/R

Backset
30 mm
35 mm
40 mm
45 mm

1
2
3
4

Item	Face plate shape	Face plate length	Door system	Top locking	Monitoring	Order no.
Standard panic lock	F3 x 20 mm	370 mm	Single-leaf door	Yes	Yes	N 1 6 1 3 4 1 2 9 9 * 0 0 1 D
Standard panic lock	F3 x 24 mm	370 mm	Single-leaf door	Yes	Yes	N 1 6 1 3 4 1 2 9 9 * 0 0 1 C
Standard panic lock	U6 x 24 mm	370 mm	Single-leaf door	Yes	Yes	N 1 6 1 3 4 1 2 9 9 * 0 0 1 E
Standard panic lock	R3 x 20 mm	370 mm	Single-leaf door	Yes	Yes	N 1 6 1 3 4 1 2 9 9 * 0 0 1 B
Standard panic lock	R3 x 24 mm	370 mm	Single-leaf door	Yes	Yes	N 1 6 1 3 4 1 2 9 9 * 0 0 1 A

Note: For U-Face plate shaped versions, the end caps are included in the scope of supply. Please note that the backset is shortened by 1 mm for U-Face plate shaped versions.

Standard panic lock narrow style

Panic function E

**Standard panic lock N1615**

Euro profile cylinder, double-leaf with top locking and monitoring function, follower 9 mm, distance 92 mm, DIN L/R

Backset

30 mm
35 mm
40 mm
45 mm

1
2
3
4

Item	Face plate shape	Face plate length	Door system	Top locking	Monitoring	Order no.
Standard panic lock	U6 x 24 mm	370 mm	Double-leaf door	Yes	Yes	N 1 6 1 5 4 1 2 9 5 * 0 0 1 E
Standard panic lock	F3 x 20 mm	370 mm	Double-leaf door	Yes	Yes	N 1 6 1 5 4 1 2 9 5 * 0 0 1 D
Standard panic lock	F3 x 24 mm	370 mm	Double-leaf door	Yes	Yes	N 1 6 1 5 4 1 2 9 5 * 0 0 1 C
Standard panic lock	R3 x 20 mm	370 mm	Double-leaf door	Yes	Yes	N 1 6 1 5 4 1 2 9 5 * 0 0 1 B
Standard panic lock	R3 x 24 mm	370 mm	Double-leaf door	Yes	Yes	N 1 6 1 5 4 1 2 9 5 * 0 0 1 A

Note: For U-Face plate shaped versions, the end caps are included in the scope of supply. Please note that the backset is shortened by 1 mm for U-Face plate shaped versions.

Standard panic lock N1615

Swiss round cylinders, double-leaf with top locking and monitoring function, follower 9 mm, distance 94 mm, DIN L/R

Backset

30 mm
35 mm
40 mm
45 mm

1
2
3
4

Item	Face plate shape	Face plate length	Door system	Top locking	Monitoring	Order no.
Standard panic lock	F3 x 20 mm	370 mm	Double-leaf door	Yes	Yes	N 1 6 1 5 4 1 2 9 9 * 0 0 1 D
Standard panic lock	F3 x 24 mm	370 mm	Double-leaf door	Yes	Yes	N 1 6 1 5 4 1 2 9 9 * 0 0 1 C
Standard panic lock	U6 x 24 mm	370 mm	Double-leaf door	Yes	Yes	N 1 6 1 5 4 1 2 9 9 * 0 0 1 E
Standard panic lock	R3 x 20 mm	370 mm	Double-leaf door	Yes	Yes	N 1 6 1 5 4 1 2 9 9 * 0 0 1 B
Standard panic lock	R3 x 24 mm	370 mm	Double-leaf door	Yes	Yes	N 1 6 1 5 4 1 2 9 9 * 0 0 1 A

Note: For U-Face plate shaped versions, the end caps are included in the scope of supply. Please note that the backset is shortened by 1 mm for U-Face plate shaped versions.

Standard passive leaf lock narrow style

Passive leaf lock

Standard panic lock



Standard passive leaf lock N1920
DIN L/R

Backset
30 mm
35 mm
40 mm
45 mm

1
2
3
4

Item	Face plate shape	Face plate length	Monitoring	Order no.
Passive leaf lock	F3 x 20 mm	270 mm	No	N 1 9 2 0 0 0 0 9 X * 0 0 0 2
Passive leaf lock	F3 x 24 mm	270 mm	No	N 1 9 2 0 0 0 0 9 X * 0 0 0 3
Passive leaf lock	U6 x 24 mm	270 mm	No	N 1 9 2 0 0 0 0 9 X * 0 0 0 4
Passive leaf lock	R3 x 20 mm	270 mm	No	N 1 9 2 0 0 0 0 9 X * 0 0 0 1
Passive leaf lock	R3 x 24 mm	270 mm	No	N 1 9 2 0 0 0 0 9 X * 0 0 0 5

For U-Face plate shaped versions, the end caps are included in the scope of supply. Please note:, for U-Face plate shaped versions, the backset is shortened by 1mm.



Standard passive leaf lock N1920
with monitoring, DIN L/R

Backset
30 mm
35 mm
40 mm
45 mm

1
2
3
4

Item	Face plate shape	Face plate length	Monitoring	Order no.
Passive leaf lock	F3 x 20 mm	320 mm	Yes	N 1 9 2 0 0 1 2 9 X * 0 0 0 8
Passive leaf lock	F3 x 24 mm	320 mm	Yes	N 1 9 2 0 0 1 2 9 X * 0 0 0 9
Passive leaf lock	U6 x 24 mm	320 mm	Yes	N 1 9 2 0 0 1 2 9 X * 0 0 0 A
Passive leaf lock	R3 x 20 mm	320 mm	Yes	N 1 9 2 0 0 1 2 9 X * 0 0 0 6
Passive leaf lock	R3 x 24 mm	320 mm	Yes	N 1 9 2 0 0 1 2 9 X * 0 0 0 7

For U-Face plate shaped versions, the end caps are included in the scope of supply. Please note:, for U-Face plate shaped versions, the backset is shortened by 1mm.

Standard panic lock wide style – more functions for more flexibility

The OneSystem panic lock offers the same basic functions as the Standard panic locks. It offers an innovative design and a range of extended functions: The panic function ensures that the door can always be opened via the handle from the inside. The standard version is suitable for both single-leaf and double-leaf doors. For single-leaf panic doors with occasional leaf, the OneSystem espagnolette can be used. The standard panic lock is suitable for universal use and can be fitted with a range of optional monitoring functions. It offers a variety of usage options, as it is available with the panic functions B, C, D and E. In combination with the OneSystem panic bars type A and type B, they fulfil the requirements in accordance with EN 1125. The requirements in accordance with EN 179 are fulfilled in combination with various handle-versions.

Standard panik lock, wide style – the benefits:

- Environmental product declaration (EPD) in accordance with EN 15804
- Tested for 200,000 cycles and 300 kg door weight
- Compliance with EN 179/EN 1125, EN 12209 and suitable for installation in fire doors.
- Panic function inwards/outwards switchable
- Optional: Bus system with integrated monitoring sensors and simplified connection via 5-wire cable
- Latch, reversible between DIN left and right in new design for greater strength and with integrated noise reduction
- Closed lock case
- Security escutcheons and round rosettes can be screwed on through the lock
- Optional: Bus System with integrated monitoring function
- Deadbolt with anti-tampering design
- Developed for Euro profile cylinder and Swiss round Profile cylinder

Top rod and optional bottom rod with patented "Easy Installation" for simple rod installation

Pierced to accept bolt through furniture

Same rotation angle of 35° as on the lock

Bottom locking device for easy installation of drive rods



Latch, reversible between left and right in new design for greater strength with integrated noise reduction.


Lock case enclosed at top

Pierced to accept bolt through furniture

Optional: monitoring function with integrated bus system

Developed for profile cylinders and Swiss round cylinders

Dead bolt with anti-tampering design



Standard panic lock wide style

The versions: Data & Dimensions

Technical attributes

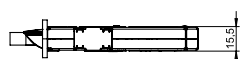
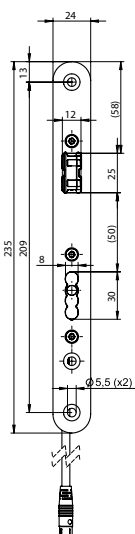
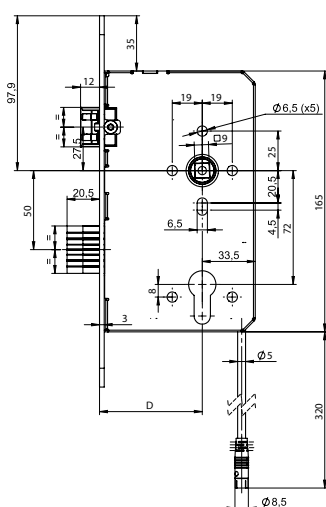
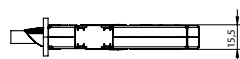
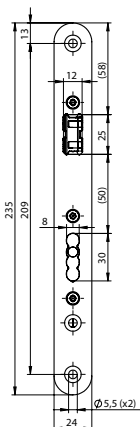
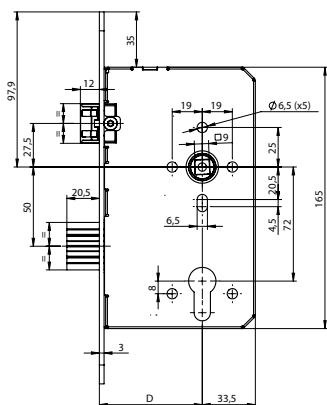
Forend	Flat face plate: F3 x 20 mm, F3 x 24 mm, R3 x 20 mm, R3 x 24 mm
Backset	55, 60, 65, 80, 100 mm
Distance	72 mm (prepared for Euro profile cylinders), 74 mm (prepared for Swiss round cylinder)
Material faceplate	Stainless steel
Latch	DIN L/R (symmetrical face plate), DIN left or DIN right (asymmetrical face plate according to DIN 18251-1)
Bolt throw	20 mm
Handle follower	9 mm
Standards	EN 179, EN 1125, EN12209

Standard panic lock N11XX

OneSystem panic lock N11XX according to EN 179 and EN 1125 for wide style doors. Approved for fire barriers according to EN 1634 / product-specific environmental product declaration (EPD) according to EN 15804 with article-specific parameters / tested for 200,000 cycles and 300 kg door weight.

Panic function	Single-leaf	Double-leaf
B	N1100	N1102
C	N1104	N1106
D	N1108	N1110
E	N1112	N1114

Further accessories can be found under Accessories.



Standard panic lock with monitoring function N11XX

OneSystem panic lock N11XX according to EN 179 and EN 1125 for wide style doors. Approved for fire barriers according to EN 1634 / product-specific environmental product declaration (EPD) according to EN 15804 with article-specific parameters / tested for 200,000 cycles and 300 kg door weight. Monitoring function with integrated bus system based on ASSA ABLOY Hi-O standard.

Simplified connection to various ASSA ABLOY products by means of a 5-wire cable on the lock

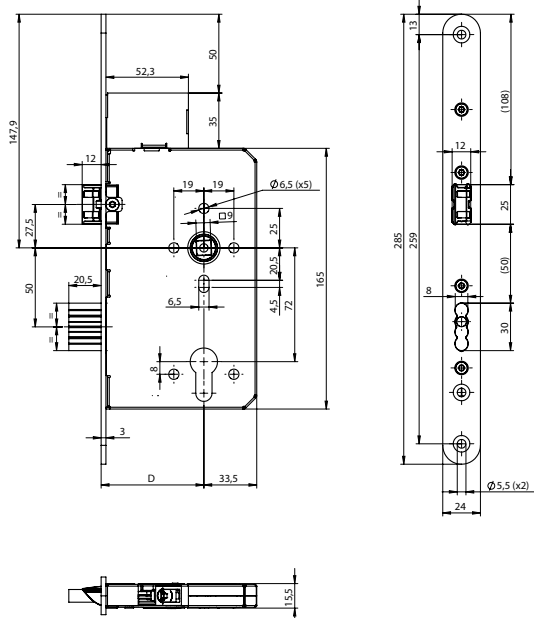
With integrated sensors for monitoring of: Inner handle > 5° operated, outer handle > 5° operated, outer handle coupled = on/off, deadbolt monitoring = unlocked/locked, cylinder monitoring

Accessories

	Order no.
Connection lead	N 5 9 5 5 1 0 1 0 0 0 0 0 0 0
IO module	N 5 9 5 0 0 0 0 0 0 0 0 0 0 1 0

Standard panic lock wide style

The versions: Data & Dimensions



Standard panic lock with top locking N11XX

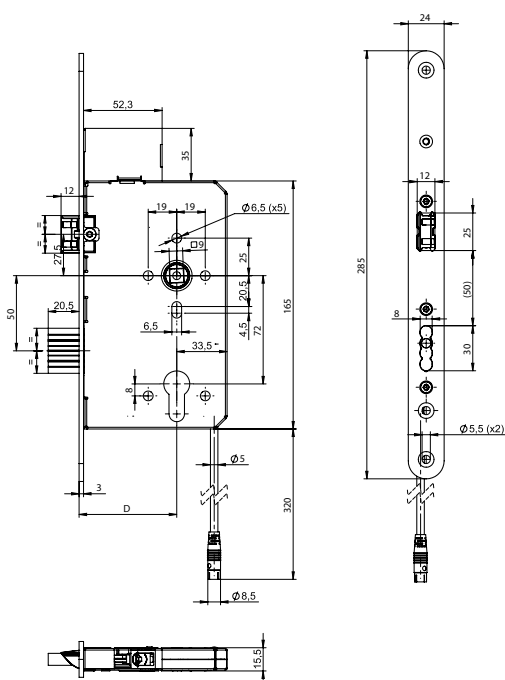
OneSystem panic lock N11XX according to EN 179 and EN 1125 for wide style doors with top rod.

Approved for fire barriers according to EN 1634. Product-specific environmental product declaration (EPD) in accordance with EN 15804 with article-specific parameters.

Tested for 200,000 cycles and 300 kg door weight

Panic function	Single-leaf	Double-leaf
B	N1101	N1103
C	N1105	N1107
D	N1109	N1111
E	N1113	N1115

Suitable accessories can be found under Accessories.



Standard panic lock with top locking and monitoring function N11XX

OneSystem panic lock N11XX according to EN 179 and EN 1125 for wide style doors with top rod. Approved for fire barriers according to EN 1634. Product-specific environmental product declaration (EPD) in accordance with EN 15804 with article-specific parameters. Tested for 200,000 cycles and 300 kg door weight

Monitoring function with integrated bus system based on ASSA ABLOY Hi-O standard.

Simplified connection to various ASSA ABLOY products by means of a 5-wire cable on the lock

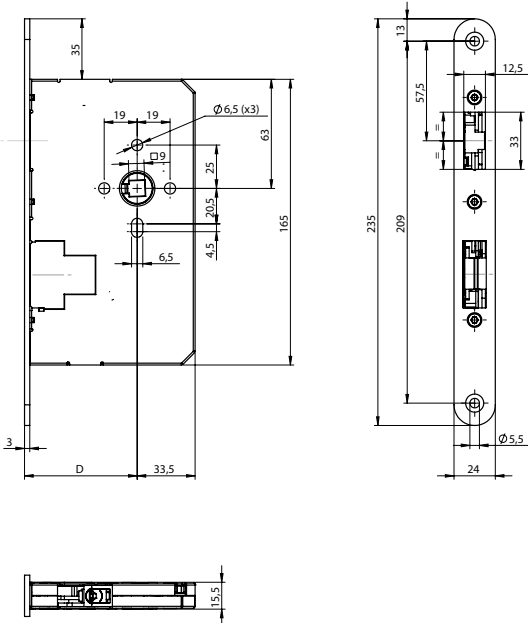
With integrated sensors for monitoring of: Inner handle > 5° operated, outer handle > 5° operated, outer handle coupled = on/off, deadbolt monitoring = unlocked/locked, cylinder monitoring

Accessories	Order no.
Connection lead	N 5 9 5 5 1 0 1 0 0 0 0 0 0
IO module	N 5 9 5 0 0 0 0 0 0 0 0 0 1 0

Standard panic lock wide style

The versions: Data & Dimensions

Standard panic lock

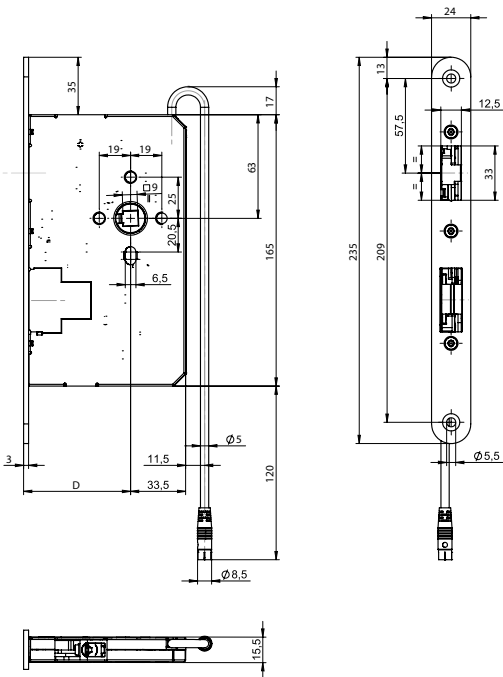


Standard passive leaf lock N1420

OneSystem standard passive leaf lock N1420 for automatic locking of the inactive leaf upwards or downwards for double-leaf doors. For use with OneSystem locks from the N11XX series on the active leaf. Approved for fire barriers as per EN 1634. Product-specific environmental product declaration (EPD) as per EN 15804 with article-specific parameters

Model
N1420

Further accessories can be found under Accessories.



Standard passive leaf lock with monitoring function N1420

OneSystem standard passive leaf lock N1420 for automatic locking of the inactive leaf upwards or downwards for double-leaf doors. For use with OneSystem locks from the N11XX series on the active leaf. Approved for fire barriers as per EN 1634. Product-specific environmental product declaration (EPD) as per EN 15804 with article-specific parameters. Monitoring function with integrated bus system based on ASSA ABLOY Hi-O standard.

Simplified connection to various ASSA ABLOY products by means of a 5-wire cable on the lock.

With integrated sensors for monitoring latch monitoring = door closed; panic handle > 5°; bolt monitoring = door locked

Accessories	Order no.
Connection lead	N 5 9 5 5 1 0 1 0 0 0 0 0 0 0
IO module	N 5 9 5 0 0 0 0 0 0 0 0 0 1 0

Further accessories can be found under Accessories.

Standard panic lock wide style

Panic function B

**Standard panic lock N1100**

Euro profile cylinder, single-leaf, follower 9 mm, distance 72 mm

Backset55 mm
60 mm
65 mm
80 mm
100 mm1
2
3
5
7

Item	Face plate shape	Face plate length	Door system	Monitoring	Top locking	DIN direction	Order no.
Standard panic lock	R3 x 20 mm	235 mm	Single-leaf door	No	No	DIN L	N 1 1 0 0 2 0 0 9 1 * 0 0 0 M
Standard panic lock	R3 x 20 mm	235 mm	Single-leaf door	No	No	DIN R	N 1 1 0 0 3 0 0 9 1 * 0 0 0 M
Standard panic lock	R3 x 24 mm	235 mm	Single-leaf door	No	No	DIN L/R	N 1 1 0 0 4 0 0 9 1 * 0 0 0 K
Standard panic lock	R3 x 20 mm	235 mm	Single-leaf door	No	No	DIN L/R	N 1 1 0 0 4 0 0 9 1 * 0 0 0 L

Standard panic lock N1100

Swiss round cylinders, single-leaf, follower 9 mm, distance 74 mm

Backset55 mm
60 mm
65 mm
80 mm
100 mm1
2
3
5
7

Item	Face plate shape	Face plate length	Door system	Monitoring	Top locking	DIN direction	Order no.
Standard panic lock	R3 x 20 mm	235 mm	Single-leaf door	No	No	DIN L	N 1 1 0 0 2 0 0 9 8 * 0 0 0 M
Standard panic lock	R3 x 20 mm	235 mm	Single-leaf door	No	No	DIN R	N 1 1 0 0 3 0 0 9 8 * 0 0 0 M
Standard panic lock	R3 x 24 mm	235 mm	Single-leaf door	No	No	DIN L/R	N 1 1 0 0 4 0 0 9 8 * 0 0 0 K
Standard panic lock	R3 x 20 mm	235 mm	Single-leaf door	No	No	DIN L/R	N 1 1 0 0 4 0 0 9 8 * 0 0 0 L

Standard panic lock wide style

Panic function B

Standard panic lock



Standard panic lock N1102

Euro profile cylinder, double-leaf, follower 9 mm, distance 72 mm

Backset
55 mm
60 mm
65 mm
80 mm
100 mm

1
2
3
5
7

Item	Face plate shape	Face plate length	Door system	Monitoring	Top locking	DIN direction	Order no.
Standard panic lock	R3 x 20 mm	235 mm	Double-leaf door	No	No	DIN L	N 1 1 0 2 2 0 0 9 1 * 0 0 0 M
Standard panic lock	R3 x 20 mm	235 mm	Double-leaf door	No	No	DIN R	N 1 1 0 2 3 0 0 9 1 * 0 0 0 M
Standard panic lock	R3 x 24 mm	235 mm	Double-leaf door	No	No	DIN L/R	N 1 1 0 2 4 0 0 9 1 * 0 0 0 K
Standard panic lock	R3 x 20 mm	235 mm	Double-leaf door	No	No	DIN L/R	N 1 1 0 2 4 0 0 9 1 * 0 0 0 L

Standard panic lock N1102

Swiss round cylinders, double-leaf, follower 9 mm, distance 74 mm

Backset
55 mm
60 mm
65 mm
80 mm
100 mm

1
2
3
5
7

Item	Face plate shape	Face plate length	Door system	Monitoring	Top locking	DIN direction	Order no.
Standard panic lock	R3 x 20 mm	235 mm	Double-leaf door	No	No	DIN L	N 1 1 0 2 2 0 0 9 8 * 0 0 0 M
Standard panic lock	R3 x 20 mm	235 mm	Double-leaf door	No	No	DIN R	N 1 1 0 2 3 0 0 9 8 * 0 0 0 M
Standard panic lock	R3 x 24 mm	235 mm	Double-leaf door	No	No	DIN L/R	N 1 1 0 2 4 0 0 9 8 * 0 0 0 K
Standard panic lock	R3 x 20 mm	235 mm	Double-leaf door	No	No	DIN L/R	N 1 1 0 2 4 0 0 9 8 * 0 0 0 L

Standard panic lock wide style

Panic function B

**Standard panic lock N1100**

Euro profile cylinder, single-leaf with monitoring function, follower 9 mm,
distance 72 mm

Backset

55 mm
60 mm
65 mm
80 mm
100 mm

1
2
3
5
7

Item	Face plate shape	Face plate length	Door system	Monitoring	Top locking	DIN direction	Order no.
Standard panic lock	R3 x 20 mm	235 mm	Single-leaf door	Yes	No	DIN L	N 1 1 0 0 2 1 2 9 1 * 0 0 0 M
Standard panic lock	R3 x 20 mm	235 mm	Single-leaf door	Yes	No	DIN R	N 1 1 0 0 3 1 2 9 1 * 0 0 0 M
Standard panic lock	R3 x 24 mm	235 mm	Single-leaf door	Yes	No	DIN L/R	N 1 1 0 0 4 1 2 9 1 * 0 0 0 K
Standard panic lock	R3 x 20 mm	235 mm	Single-leaf door	Yes	No	DIN L/R	N 1 1 0 0 4 1 2 9 1 * 0 0 0 L

Standard panic lock N1100

Swiss profile cylinder, single-leaf with monitoring function, follower 9 mm,
distance 74 mm

Backset

55 mm
60 mm
65 mm
80 mm
100 mm

1
2
3
5
7

Item	Face plate shape	Face plate length	Door system	Monitoring	Top locking	DIN direction	Order no.
Standard panic lock	R3 x 20 mm	235 mm	Single-leaf door	Yes	No	DIN L	N 1 1 0 0 2 1 2 9 8 * 0 0 0 M
Standard panic lock	R3 x 20 mm	235 mm	Single-leaf door	Yes	No	DIN R	N 1 1 0 0 3 1 2 9 8 * 0 0 0 M
Standard panic lock	R3 x 24 mm	235 mm	Single-leaf door	Yes	No	DIN L/R	N 1 1 0 0 4 1 2 9 8 * 0 0 0 K
Standard panic lock	R3 x 20 mm	235 mm	Single-leaf door	Yes	No	DIN L/R	N 1 1 0 0 4 1 2 9 8 * 0 0 0 L

Standard panic lock wide style

Panic function B

Standard panic lock



Standard panic lock N1102
Euro profile cylinder, double-leaf with monitoring function, follower 9 mm,
distance 72 mm

- Backset
- 55 mm
 - 60 mm
 - 65 mm
 - 80 mm
 - 100 mm

- 1
- 2
- 3
- 5
- 7

Item	Face plate shape	Face plate length	Door system	Monitoring	Top locking	DIN direction	Order no.
Standard panic lock	R3 x 20 mm	235 mm	Double-leaf door	Yes	No	DIN L	N 1 1 0 2 2 1 2 9 1 * 0 0 0 M
Standard panic lock	R3 x 20 mm	235 mm	Double-leaf door	Yes	No	DIN R	N 1 1 0 2 3 1 2 9 1 * 0 0 0 M
Standard panic lock	R3 x 24 mm	235 mm	Double-leaf door	Yes	No	DIN L/R	N 1 1 0 2 4 1 2 9 1 * 0 0 0 K
Standard panic lock	R3 x 20 mm	235 mm	Double-leaf door	Yes	No	DIN L/R	N 1 1 0 2 4 1 2 9 1 * 0 0 0 L

Standard panic lock N1102
Swiss round cylinder, double-leaf with monitoring function, follower 9 mm,
distance 74 mm

- Backset
- 55 mm
 - 60 mm
 - 65 mm
 - 80 mm
 - 100 mm

- 1
- 2
- 3
- 5
- 7

Item	Face plate shape	Face plate length	Door system	Monitoring	Top locking	DIN direction	Order no.
Standard panic lock	R3 x 20 mm	235 mm	Double-leaf door	Yes	No	DIN L	N 1 1 0 2 2 1 2 9 8 * 0 0 0 M
Standard panic lock	R3 x 20 mm	235 mm	Double-leaf door	Yes	No	DIN R	N 1 1 0 2 3 1 2 9 8 * 0 0 0 M
Standard panic lock	R3 x 24 mm	235 mm	Double-leaf door	Yes	No	DIN L/R	N 1 1 0 2 4 1 2 9 8 * 0 0 0 K
Standard panic lock	R3 x 20 mm	235 mm	Double-leaf door	Yes	No	DIN L/R	N 1 1 0 2 4 1 2 9 8 * 0 0 0 L

Standard panic lock wide style

Panic function B

**Standard panic lock N1101**

Euro profile cylinder, single-leaf with top locking, follower 9 mm, distance 72 mm

Backset55 mm
60 mm
65 mm
80 mm
100 mm1
2
3
5
7

Item	Face plate shape	Face plate length	Door system	Monitoring	Top locking	DIN direction	Order no.
Standard panic lock	R3 x 20 mm	285 mm	Single-leaf door	No	Yes	DIN L	N 1 1 0 1 2 0 0 9 1 * 0 0 0 X
Standard panic lock	R3 x 20 mm	285 mm	Single-leaf door	No	Yes	DIN R	N 1 1 0 1 3 0 0 9 1 * 0 0 0 X
Standard panic lock	R3 x 24 mm	285 mm	Single-leaf door	No	Yes	DIN L/R	N 1 1 0 1 4 0 0 9 1 * 0 0 0 G
Standard panic lock	R3 x 20 mm	285 mm	Single-leaf door	No	Yes	DIN L/R	N 1 1 0 1 4 0 0 9 1 * 0 0 0 W

Standard panic lock N1101

Swiss round cylinder, single-leaf with top locking, follower 9 mm, distance 74 mm

Backset55 mm
60 mm
65 mm
80 mm
100 mm1
2
3
5
7

Item	Face plate shape	Face plate length	Door system	Monitoring	Top locking	DIN direction	Order no.
Standard panic lock	R3 x 20 mm	285 mm	Single-leaf door	No	Yes	DIN L	N 1 1 0 1 2 0 0 9 8 * 0 0 0 X
Standard panic lock	R3 x 20 mm	285 mm	Single-leaf door	No	Yes	DIN R	N 1 1 0 1 3 0 0 9 8 * 0 0 0 X
Standard panic lock	R3 x 24 mm	285 mm	Single-leaf door	No	Yes	DIN L/R	N 1 1 0 1 4 0 0 9 8 * 0 0 0 G
Standard panic lock	R3 x 20 mm	285 mm	Single-leaf door	No	Yes	DIN L/R	N 1 1 0 1 4 0 0 9 8 * 0 0 0 W

Standard panic lock wide style

Panic function B

Standard panic lock



Standard panic lock N1103

Euro profile cylinder, double-leaf with top locking, follower 9 mm, distance 72 mm

Backset
55 mm
60 mm
65 mm
80 mm
100 mm

1
2
3
5
7

Item	Face plate shape	Face plate length	Door system	Monitoring	Top locking	DIN direction	Order no.
Standard panic lock	R3 x 20 mm	285 mm	Double-leaf door	No	Yes	DIN L	N 1 1 0 3 2 0 0 9 1 * 0 0 0 X
Standard panic lock	R3 x 20 mm	285 mm	Double-leaf door	No	Yes	DIN R	N 1 1 0 3 3 0 0 9 1 * 0 0 0 X
Standard panic lock	R3 x 24 mm	285 mm	Double-leaf door	No	Yes	DIN L/R	N 1 1 0 3 4 0 0 9 1 * 0 0 0 G
Standard panic lock	R3 x 20 mm	285 mm	Double-leaf door	No	Yes	DIN L/R	N 1 1 0 3 4 0 0 9 1 * 0 0 0 W

Standard panic lock N1103

Swiss round cylinder, double-leaf with top locking, follower 9 mm, distance 74 mm

Backset
55 mm
60 mm
65 mm
80 mm
100 mm

1
2
3
5
7

Item	Face plate shape	Face plate length	Door system	Monitoring	Top locking	DIN direction	Order no.
Standard panic lock	R3 x 20 mm	285 mm	Double-leaf door	No	Yes	DIN L	N 1 1 0 3 2 0 0 9 8 * 0 0 0 X
Standard panic lock	R3 x 20 mm	285 mm	Double-leaf door	No	Yes	DIN R	N 1 1 0 3 3 0 0 9 8 * 0 0 0 X
Standard panic lock	R3 x 24 mm	285 mm	Double-leaf door	No	Yes	DIN L/R	N 1 1 0 3 4 0 0 9 8 * 0 0 0 G
Standard panic lock	R3 x 20 mm	285 mm	Double-leaf door	No	Yes	DIN L/R	N 1 1 0 3 4 0 0 9 8 * 0 0 0 W

Standard panic lock wide style

Panic function B

**Standard panic lock N1101**

Euro profile cylinder, single-leaf with top locking and monitoring function,
follower 9 mm, distance 72 mm

Backset

55 mm
60 mm
65 mm
80 mm
100 mm

1
2
3
5
7

Item	Face plate shape	Face plate length	Door system	Monitoring	Top locking	DIN direction	Order no.
Standard panic lock	R3 x 20 mm	285 mm	Single-leaf door	Yes	Yes	DIN L	N 1 1 0 1 2 1 2 9 1 * 0 0 0 X
Standard panic lock	R3 x 20 mm	285 mm	Single-leaf door	Yes	Yes	DIN R	N 1 1 0 1 3 1 2 9 1 * 0 0 0 X
Standard panic lock	R3 x 24 mm	285 mm	Single-leaf door	Yes	Yes	DIN L/R	N 1 1 0 1 4 1 2 9 1 * 0 0 0 G
Standard panic lock	R3 x 20 mm	285 mm	Single-leaf door	Yes	Yes	DIN L/R	N 1 1 0 1 4 1 2 9 1 * 0 0 0 W

Standard panic lock N1101

Swiss round cylinder, single-leaf with top locking and monitoring function,
follower 9 mm, distance 74 mm

Backset

55 mm
60 mm
65 mm
80 mm
100 mm

1
2
3
5
7

Item	Face plate shape	Face plate length	Door system	Monitoring	Top locking	DIN direction	Order no.
Standard panic lock	R3 x 20 mm	285 mm	Single-leaf door	Yes	Yes	DIN L	N 1 1 0 1 2 1 2 9 8 * 0 0 0 X
Standard panic lock	R3 x 20 mm	285 mm	Single-leaf door	Yes	Yes	DIN R	N 1 1 0 1 3 1 2 9 8 * 0 0 0 X
Standard panic lock	R3 x 24 mm	285 mm	Single-leaf door	Yes	Yes	DIN L/R	N 1 1 0 1 4 1 2 9 8 * 0 0 0 G
Standard panic lock	R3 x 20 mm	285 mm	Single-leaf door	Yes	Yes	DIN L/R	N 1 1 0 1 4 1 2 9 8 * 0 0 0 W

Standard panic lock wide style

Panic function B

Standard panic lock



Standard panic lock N1103
Euro profile cylinder, double-leaf with top locking and monitoring function,
follower 9 mm, distance 72 mm

Backset
55 mm
60 mm
65 mm
80 mm
100 mm

1
2
3
5
7

Item	Face plate shape	Face plate length	Door system	Monitoring	Top locking	DIN direction	Order no.
Standard panic lock	R3 x 20 mm	285 mm	Double-leaf door	Yes	Yes	DIN L	N 1 1 0 3 2 1 2 9 1 * 0 0 0 X
Standard panic lock	R3 x 20 mm	285 mm	Double-leaf door	Yes	Yes	DIN R	N 1 1 0 3 3 1 2 9 1 * 0 0 0 X
Standard panic lock	R3 x 24 mm	285 mm	Double-leaf door	Yes	Yes	DIN L/R	N 1 1 0 3 4 1 2 9 1 * 0 0 0 G
Standard panic lock	R3 x 20 mm	285 mm	Double-leaf door	Yes	Yes	DIN L/R	N 1 1 0 3 4 1 2 9 1 * 0 0 0 W

Standard panic lock N1103
Swiss round cylinder, double-leaf with top locking and monitoring function,
follower 9 mm, distance 74 mm

Backset
55 mm
60 mm
65 mm
80 mm
100 mm

1
2
3
5
7

Item	Face plate shape	Face plate length	Door system	Monitoring	Top locking	DIN direction	Order no.
Standard panic lock	R3 x 20 mm	285 mm	Double-leaf door	Yes	Yes	DIN L	N 1 1 0 3 2 1 2 9 8 * 0 0 0 X
Standard panic lock	R3 x 20 mm	285 mm	Double-leaf door	Yes	Yes	DIN R	N 1 1 0 3 3 1 2 9 8 * 0 0 0 X
Standard panic lock	R3 x 24 mm	285 mm	Double-leaf door	Yes	Yes	DIN L/R	N 1 1 0 3 4 1 2 9 8 * 0 0 0 G
Standard panic lock	R3 x 20 mm	285 mm	Double-leaf door	Yes	Yes	DIN L/R	N 1 1 0 3 4 1 2 9 8 * 0 0 0 W

Standard panic lock wide style

Panic function C

**Standard panic lock N1104**

Euro profile cylinder, single-leaf, follower 9 mm, distance 72 mm

Backset55 mm
60 mm
65 mm
80 mm
100 mm1
2
3
5
7

Item	Face plate shape	Face plate length	Door system	Monitoring	Top locking	DIN direction	Order no.
Standard panic lock	R3 x 20 mm	235 mm	Single-leaf door	No	No	DIN L	N 1 1 0 4 2 0 0 9 1 * 0 0 0 M
Standard panic lock	R3 x 20 mm	235 mm	Single-leaf door	No	No	DIN R	N 1 1 0 4 3 0 0 9 1 * 0 0 0 M
Standard panic lock	R3 x 24 mm	235 mm	Single-leaf door	No	No	DIN L/R	N 1 1 0 4 4 0 0 9 1 * 0 0 0 K
Standard panic lock	R3 x 20 mm	235 mm	Single-leaf door	No	No	DIN L/R	N 1 1 0 4 4 0 0 9 1 * 0 0 0 L

Standard panic lock N1104

Swiss round cylinders, single-leaf, follower 9 mm, distance 74 mm

Backset55 mm
60 mm
65 mm
80 mm
100 mm1
2
3
5
7

Item	Face plate shape	Face plate length	Door system	Monitoring	Top locking	DIN direction	Order no.
Standard panic lock	R3 x 20 mm	235 mm	Single-leaf door	No	No	DIN L	N 1 1 0 4 2 0 0 9 8 * 0 0 0 M
Standard panic lock	R3 x 20 mm	235 mm	Single-leaf door	No	No	DIN R	N 1 1 0 4 3 0 0 9 8 * 0 0 0 M
Standard panic lock	R3 x 24 mm	235 mm	Single-leaf door	No	No	DIN L/R	N 1 1 0 4 4 0 0 9 8 * 0 0 0 K
Standard panic lock	R3 x 20 mm	235 mm	Single-leaf door	No	No	DIN L/R	N 1 1 0 4 4 0 0 9 8 * 0 0 0 L

Standard panic lock wide style

Panic function C

Standard panic lock



Standard panic lock N1106
Euro profile cylinder, double-leaf, follower 9 mm, distance 72 mm

- Backset
- 55 mm
 - 60 mm
 - 65 mm
 - 80 mm
 - 100 mm

- 1
- 2
- 3
- 5
- 7

Item	Face plate shape	Face plate length	Door system	Monitoring	Top locking	DIN direction	Order no.
Standard panic lock	R3 x 20 mm	235 mm	Double-leaf door	No	No	DIN L	N 1 1 0 6 2 0 0 9 1 * 0 0 0 M
Standard panic lock	R3 x 20 mm	235 mm	Double-leaf door	No	No	DIN R	N 1 1 0 6 3 0 0 9 1 * 0 0 0 M
Standard panic lock	R3 x 24 mm	235 mm	Double-leaf door	No	No	DIN L/R	N 1 1 0 6 4 0 0 9 1 * 0 0 0 K
Standard panic lock	R3 x 20 mm	235 mm	Double-leaf door	No	No	DIN L/R	N 1 1 0 6 4 0 0 9 1 * 0 0 0 L

Standard panic lock N1106
Swiss round cylinders, double-leaf, follower 9 mm, distance 74 mm

- Backset
- 55 mm
 - 60 mm
 - 65 mm
 - 80 mm
 - 100 mm

- 1
- 2
- 3
- 5
- 7

Item	Face plate shape	Face plate length	Door system	Monitoring	Top locking	DIN direction	Order no.
Standard panic lock	R3 x 20 mm	235 mm	Double-leaf door	No	No	DIN L	N 1 1 0 6 2 0 0 9 8 * 0 0 0 M
Standard panic lock	R3 x 20 mm	235 mm	Double-leaf door	No	No	DIN R	N 1 1 0 6 3 0 0 9 8 * 0 0 0 M
Standard panic lock	R3 x 24 mm	235 mm	Double-leaf door	No	No	DIN L/R	N 1 1 0 6 4 0 0 9 8 * 0 0 0 K
Standard panic lock	R3 x 20 mm	235 mm	Double-leaf door	No	No	DIN L/R	N 1 1 0 6 4 0 0 9 8 * 0 0 0 L

Standard panic lock wide style

Panic function C

**Standard panic lock N1104**

Euro profile cylinder, single-leaf with monitoring function, follower 9 mm,
distance 72 mm

Backset

55 mm
60 mm
65 mm
80 mm
100 mm

1
2
3
5
7

Item	Face plate shape	Face plate length	Door system	Monitoring	Top locking	DIN direction	Order no.
Standard panic lock	R3 x 20 mm	235 mm	Single-leaf door	Yes	No	DIN L	N 1 1 0 4 2 1 2 9 1 * 0 0 0 M
Standard panic lock	R3 x 20 mm	235 mm	Single-leaf door	Yes	No	DIN R	N 1 1 0 4 3 1 2 9 1 * 0 0 0 M
Standard panic lock	R3 x 24 mm	235 mm	Single-leaf door	Yes	No	DIN L/R	N 1 1 0 4 4 1 2 9 1 * 0 0 0 K
Standard panic lock	R3 x 20 mm	235 mm	Single-leaf door	Yes	No	DIN L/R	N 1 1 0 4 4 1 2 9 1 * 0 0 0 L

Standard panic lock N1104

Swiss round cylinder, single-leaf with monitoring function, follower 9 mm,
distance 74 mm

Backset

55 mm
60 mm
65 mm
80 mm
100 mm

1
2
3
5
7

Item	Face plate shape	Face plate length	Door system	Monitoring	Top locking	DIN direction	Order no.
Standard panic lock	R3 x 20 mm	235 mm	Single-leaf door	Yes	No	DIN L	N 1 1 0 4 2 1 2 9 8 * 0 0 0 M
Standard panic lock	R3 x 20 mm	235 mm	Single-leaf door	Yes	No	DIN R	N 1 1 0 4 3 1 2 9 8 * 0 0 0 M
Standard panic lock	R3 x 24 mm	235 mm	Single-leaf door	Yes	No	DIN L/R	N 1 1 0 4 4 1 2 9 8 * 0 0 0 K
Standard panic lock	R3 x 20 mm	235 mm	Single-leaf door	Yes	No	DIN L/R	N 1 1 0 4 4 1 2 9 8 * 0 0 0 L

Standard panic lock wide style

Panic function C

Standard panic lock



Standard panic lock N1106

Euro profile cylinder, double-leaf with monitoring function, follower 9 mm, distance 72 mm

- Backset
- 55 mm
 - 60 mm
 - 65 mm
 - 80 mm
 - 100 mm

- 1
- 2
- 3
- 5
- 7

Item	Face plate shape	Face plate length	Door system	Monitoring	Top locking	DIN direction	Order no.
Standard panic lock	R3 x 20 mm	235 mm	Double-leaf door	Yes	No	DIN L	N 1 1 0 6 2 1 2 9 1 * 0 0 0 M
Standard panic lock	R3 x 20 mm	235 mm	Double-leaf door	Yes	No	DIN R	N 1 1 0 6 3 1 2 9 1 * 0 0 0 M
Standard panic lock	R3 x 24 mm	235 mm	Double-leaf door	Yes	No	DIN L/R	N 1 1 0 6 4 1 2 9 1 * 0 0 0 K
Standard panic lock	R3 x 20 mm	235 mm	Double-leaf door	Yes	No	DIN L/R	N 1 1 0 6 4 1 2 9 1 * 0 0 0 L

Standard panic lock N1106

Swiss round cylinder, double-leaf with monitoring function, follower 9 mm, distance 74 mm

- Backset
- 55 mm
 - 60 mm
 - 65 mm
 - 80 mm
 - 100 mm

- 1
- 2
- 3
- 5
- 7

Item	Face plate shape	Face plate length	Door system	Monitoring	Top locking	DIN direction	Order no.
Standard panic lock	R3 x 20 mm	235 mm	Double-leaf door	Yes	No	DIN L	N 1 1 0 6 2 1 2 9 8 * 0 0 0 M
Standard panic lock	R3 x 20 mm	235 mm	Double-leaf door	Yes	No	DIN R	N 1 1 0 6 3 1 2 9 8 * 0 0 0 M
Standard panic lock	R3 x 24 mm	235 mm	Double-leaf door	Yes	No	DIN L/R	N 1 1 0 6 4 1 2 9 8 * 0 0 0 K
Standard panic lock	R3 x 20 mm	235 mm	Double-leaf door	Yes	No	DIN L/R	N 1 1 0 6 4 1 2 9 8 * 0 0 0 L

Standard panic lock wide style

Panic function C

**Standard panic lock N1105**

Euro profile cylinder, single-leaf with top locking, follower 9 mm, distance 72 mm

Backset55 mm
60 mm
65 mm
80 mm
100 mm1
2
3
5
7

Item	Face plate shape	Face plate length	Door system	Monitoring	Top locking	DIN direction	Order no.
Standard panic lock	R3 x 20 mm	285 mm	Single-leaf door	No	Yes	DIN L	N 1 1 0 5 2 0 0 9 1 * 0 0 0 X
Standard panic lock	R3 x 20 mm	285 mm	Single-leaf door	No	Yes	DIN R	N 1 1 0 5 3 0 0 9 1 * 0 0 0 X
Standard panic lock	R3 x 24 mm	285 mm	Single-leaf door	No	Yes	DIN L/R	N 1 1 0 5 4 0 0 9 1 * 0 0 0 G
Standard panic lock	R3 x 20 mm	285 mm	Single-leaf door	No	Yes	DIN L/R	N 1 1 0 5 4 0 0 9 1 * 0 0 0 W

Standard panic lock N1105

Swiss round cylinder, single-leaf with top locking, follower 9 mm, distance 74 mm

Backset55 mm
60 mm
65 mm
80 mm
100 mm1
2
3
5
7

Item	Face plate shape	Face plate length	Door system	Monitoring	Top locking	DIN direction	Order no.
Standard panic lock	R3 x 20 mm	285 mm	Single-leaf door	No	Yes	DIN L	N 1 1 0 5 2 0 0 9 8 * 0 0 0 X
Standard panic lock	R3 x 20 mm	285 mm	Single-leaf door	No	Yes	DIN R	N 1 1 0 5 3 0 0 9 8 * 0 0 0 X
Standard panic lock	R3 x 24 mm	285 mm	Single-leaf door	No	Yes	DIN L/R	N 1 1 0 5 4 0 0 9 8 * 0 0 0 G
Standard panic lock	R3 x 20 mm	285 mm	Single-leaf door	No	Yes	DIN L/R	N 1 1 0 5 4 0 0 9 8 * 0 0 0 W

Standard panic lock wide style

Panic function C

Standard panic lock



Standard panic lock N1107

Euro profile cylinder, double-leaf with top locking, follower 9 mm, distance 72 mm

Backset
55 mm
60 mm
65 mm
80 mm
100 mm

1
2
3
5
7

Item	Face plate shape	Face plate length	Door system	Monitoring	Top locking	DIN direction	Order no.
Standard panic lock	R3 x 20 mm	285 mm	Double-leaf door	No	Yes	DIN L	N 1 1 0 7 2 0 0 9 1 * 0 0 0 X
Standard panic lock	R3 x 20 mm	285 mm	Double-leaf door	No	Yes	DIN R	N 1 1 0 7 3 0 0 9 1 * 0 0 0 X
Standard panic lock	R3 x 24 mm	285 mm	Double-leaf door	No	Yes	DIN L/R	N 1 1 0 7 4 0 0 9 1 * 0 0 0 G
Standard panic lock	R3 x 20 mm	285 mm	Double-leaf door	No	Yes	DIN L/R	N 1 1 0 7 4 0 0 9 1 * 0 0 0 W

Standard panic lock N1107

Swiss round cylinder, double-leaf with top locking, follower 9 mm, distance 74 mm

Backset
55 mm
60 mm
65 mm
80 mm
100 mm

1
2
3
5
7

Item	Face plate shape	Face plate length	Door system	Monitoring	Top locking	DIN direction	Order no.
Standard panic lock	R3 x 20 mm	285 mm	Double-leaf door	No	Yes	DIN L	N 1 1 0 7 2 0 0 9 8 * 0 0 0 X
Standard panic lock	R3 x 20 mm	285 mm	Double-leaf door	No	Yes	DIN R	N 1 1 0 7 3 0 0 9 8 * 0 0 0 X
Standard panic lock	R3 x 24 mm	285 mm	Double-leaf door	No	Yes	DIN L/R	N 1 1 0 7 4 0 0 9 8 * 0 0 0 G
Standard panic lock	R3 x 20 mm	285 mm	Double-leaf door	No	Yes	DIN L/R	N 1 1 0 7 4 0 0 9 8 * 0 0 0 W

Standard panic lock wide style

Panic function C

**Standard panic lock N1105**

Euro profile cylinder, single-leaf with top locking and monitoring function,
follower 9 mm, distance 72 mm

Backset

55 mm
60 mm
65 mm
80 mm
100 mm

1
2
3
5
7

Item	Face plate shape	Face plate length	Door system	Monitoring	Top locking	DIN direction	Order no.
Standard panic lock	R3 x 20 mm	285 mm	Single-leaf door	Yes	Yes	DIN L	N 1 1 0 5 2 1 2 9 1 * 0 0 0 X
Standard panic lock	R3 x 20 mm	285 mm	Single-leaf door	Yes	Yes	DIN R	N 1 1 0 5 3 1 2 9 1 * 0 0 0 X
Standard panic lock	R3 x 24 mm	285 mm	Single-leaf door	Yes	Yes	DIN L/R	N 1 1 0 5 4 1 2 9 1 * 0 0 0 G
Standard panic lock	R3 x 20 mm	285 mm	Single-leaf door	Yes	Yes	DIN L/R	N 1 1 0 5 4 1 2 9 1 * 0 0 0 W

Standard panic lock N1105

Swiss round cylinder, single-leaf with top locking and monitoring function,
follower 9 mm, distance 74 mm

Backset

55 mm
60 mm
65 mm
80 mm
100 mm

1
2
3
5
7

Item	Face plate shape	Face plate length	Door system	Monitoring	Top locking	DIN direction	Order no.
Standard panic lock	R3 x 20 mm	285 mm	Single-leaf door	Yes	Yes	DIN L	N 1 1 0 5 2 1 2 9 8 * 0 0 0 X
Standard panic lock	R3 x 20 mm	285 mm	Single-leaf door	Yes	Yes	DIN R	N 1 1 0 5 3 1 2 9 8 * 0 0 0 X
Standard panic lock	R3 x 24 mm	285 mm	Single-leaf door	Yes	Yes	DIN L/R	N 1 1 0 5 4 1 2 9 8 * 0 0 0 G
Standard panic lock	R3 x 20 mm	285 mm	Single-leaf door	Yes	Yes	DIN L/R	N 1 1 0 5 4 1 2 9 8 * 0 0 0 W

Standard panic lock wide style

Panic function C

Standard panic lock



Standard panic lock N1107
Euro profile cylinder, double-leaf with top locking and monitoring function,
follower 9 mm, distance 72 mm

Backset
55 mm
60 mm
65 mm
80 mm
100 mm

1
2
3
5
7

Item	Face plate shape	Face plate length	Door system	Monitoring	Top locking	DIN direction	Order no.
Standard panic lock	R3 x 20 mm	285 mm	Double-leaf door	Yes	Yes	DIN L	N 1 1 0 7 2 1 2 9 1 * 0 0 0 X
Standard panic lock	R3 x 20 mm	285 mm	Double-leaf door	Yes	Yes	DIN R	N 1 1 0 7 3 1 2 9 1 * 0 0 0 X
Standard panic lock	R3 x 24 mm	285 mm	Double-leaf door	Yes	Yes	DIN L/R	N 1 1 0 7 4 1 2 9 1 * 0 0 0 G
Standard panic lock	R3 x 20 mm	285 mm	Double-leaf door	Yes	Yes	DIN L/R	N 1 1 0 7 4 1 2 9 1 * 0 0 0 W

Standard panic lock N1107
Swiss round profile cylinder, double-leaf with top locking and monitoring
function, follower 9 mm, distance 74 mm

Backset
55 mm
60 mm
65 mm
80 mm
100 mm

1
2
3
5
7

Item	Face plate shape	Face plate length	Door system	Monitoring	Top locking	DIN direction	Order no.
Standard panic lock	R3 x 20 mm	285 mm	Double-leaf door	Yes	Yes	DIN L	N 1 1 0 7 2 1 2 9 8 * 0 0 0 X
Standard panic lock	R3 x 20 mm	285 mm	Double-leaf door	Yes	Yes	DIN R	N 1 1 0 7 3 1 2 9 8 * 0 0 0 X
Standard panic lock	R3 x 24 mm	285 mm	Double-leaf door	Yes	Yes	DIN L/R	N 1 1 0 7 4 1 2 9 8 * 0 0 0 G
Standard panic lock	R3 x 20 mm	285 mm	Double-leaf door	Yes	Yes	DIN L/R	N 1 1 0 7 4 1 2 9 8 * 0 0 0 W

Standard panic lock wide style

Panic function D

**Standard panic lock N1108**

Euro profile cylinder, single-leaf, follower 9 mm, distance 72 mm

Backset55 mm
60 mm
65 mm
80 mm
100 mm1
2
3
5
7

Item	Face plate shape	Face plate length	Door system	Monitoring	Top locking	DIN direction	Order no.
Standard panic lock	R3 x 20 mm	235 mm	Single-leaf door	No	No	DIN L	N 1 1 0 8 2 0 0 9 1 * 0 0 0 M
Standard panic lock	R3 x 20 mm	235 mm	Single-leaf door	No	No	DIN R	N 1 1 0 8 3 0 0 9 1 * 0 0 0 M
Standard panic lock	R3 x 24 mm	235 mm	Single-leaf door	No	No	DIN L/R	N 1 1 0 8 4 0 0 9 1 * 0 0 0 K
Standard panic lock	R3 x 20 mm	235 mm	Single-leaf door	No	No	DIN L/R	N 1 1 0 8 4 0 0 9 1 * 0 0 0 L

Standard panic lock N1108

Swiss round cylinders, single-leaf, follower 9 mm, distance 74 mm

Backset55 mm
60 mm
65 mm
80 mm
100 mm1
2
3
5
7

Item	Face plate shape	Face plate length	Door system	Monitoring	Top locking	DIN direction	Order no.
Standard panic lock	R3 x 20 mm	235 mm	Single-leaf door	No	No	DIN L	N 1 1 0 8 2 0 0 9 8 * 0 0 0 M
Standard panic lock	R3 x 20 mm	235 mm	Single-leaf door	No	No	DIN R	N 1 1 0 8 3 0 0 9 8 * 0 0 0 M
Standard panic lock	R3 x 24 mm	235 mm	Single-leaf door	No	No	DIN L/R	N 1 1 0 8 4 0 0 9 8 * 0 0 0 K
Standard panic lock	R3 x 20 mm	235 mm	Single-leaf door	No	No	DIN L/R	N 1 1 0 8 4 0 0 9 8 * 0 0 0 L

Standard panic lock wide style

Panic function D

Standard panic lock



Standard panic lock N1110
Euro profile cylinder, double-leaf, follower 9 mm, distance 72 mm

Backset
55 mm
60 mm
65 mm
80 mm
100 mm

1
2
3
5
7

Item	Face plate shape	Face plate length	Door system	Monitoring	Top locking	DIN direction	Order no.
Standard panic lock	R3 x 20 mm	235 mm	Double-leaf door	No	No	DIN L	N 1 1 1 0 2 0 0 9 1 * 0 0 0 M
Standard panic lock	R3 x 20 mm	235 mm	Double-leaf door	No	No	DIN R	N 1 1 1 0 3 0 0 9 1 * 0 0 0 M
Standard panic lock	R3 x 24 mm	235 mm	Double-leaf door	No	No	DIN L/R	N 1 1 1 0 4 0 0 9 1 * 0 0 0 K
Standard panic lock	R3 x 20 mm	235 mm	Double-leaf door	No	No	DIN L/R	N 1 1 1 0 4 0 0 9 1 * 0 0 0 L

Standard panic lock N1110
Swiss round cylinders, double-leaf, follower 9 mm, distance 74 mm

Backset
55 mm
60 mm
65 mm
80 mm
100 mm

1
2
3
5
7

Item	Face plate shape	Face plate length	Door system	Monitoring	Top locking	DIN direction	Order no.
Standard panic lock	R3 x 20 mm	235 mm	Double-leaf door	No	No	DIN L	N 1 1 1 0 2 0 0 9 8 * 0 0 0 M
Standard panic lock	R3 x 20 mm	235 mm	Double-leaf door	No	No	DIN R	N 1 1 1 0 3 0 0 9 8 * 0 0 0 M
Standard panic lock	R3 x 24 mm	235 mm	Double-leaf door	No	No	DIN L/R	N 1 1 1 0 4 0 0 9 8 * 0 0 0 K
Standard panic lock	R3 x 20 mm	235 mm	Double-leaf door	No	No	DIN L/R	N 1 1 1 0 4 0 0 9 8 * 0 0 0 L

Standard panic lock wide style

Panic function D

**Standard panic lock N1108**

Euro profile cylinder, single-leaf with monitoring function, follower 9 mm,
distance 72 mm

Backset

55 mm
60 mm
65 mm
80 mm
100 mm

1
2
3
5
7

Item	Face plate shape	Face plate length	Door system	Monitoring	Top locking	DIN direction	Order no.
Standard panic lock	R3 x 20 mm	235 mm	Single-leaf door	Yes	No	DIN L	N 1 1 0 8 2 1 2 9 1 * 0 0 0 M
Standard panic lock	R3 x 20 mm	235 mm	Single-leaf door	Yes	No	DIN R	N 1 1 0 8 3 1 2 9 1 * 0 0 0 M
Standard panic lock	R3 x 24 mm	235 mm	Single-leaf door	Yes	No	DIN L/R	N 1 1 0 8 4 1 2 9 1 * 0 0 0 K
Standard panic lock	R3 x 20 mm	235 mm	Single-leaf door	Yes	No	DIN L/R	N 1 1 0 8 4 1 2 9 1 * 0 0 0 L

Standard panic lock N1108

Swiss round cylinder, single-leaf with monitoring function, follower 9 mm,
distance 74 mm

Backset

55 mm
60 mm
65 mm
80 mm
100 mm

1
2
3
5
7

Item	Face plate shape	Face plate length	Door system	Monitoring	Top locking	DIN direction	Order no.
Standard panic lock	R3 x 20 mm	235 mm	Single-leaf door	Yes	No	DIN L	N 1 1 0 8 2 1 2 9 8 * 0 0 0 M
Standard panic lock	R3 x 20 mm	235 mm	Single-leaf door	Yes	No	DIN R	N 1 1 0 8 3 1 2 9 8 * 0 0 0 M
Standard panic lock	R3 x 24 mm	235 mm	Single-leaf door	Yes	No	DIN L/R	N 1 1 0 8 4 1 2 9 8 * 0 0 0 K
Standard panic lock	R3 x 20 mm	235 mm	Single-leaf door	Yes	No	DIN L/R	N 1 1 0 8 4 1 2 9 8 * 0 0 0 L

Standard panic lock wide style

Panic function D

Standard panic lock



Standard panic lock N1110
Euro profile cylinder, double-leaf with monitoring function, follower 9 mm,
distance 72 mm

Backset
55 mm
60 mm
65 mm
80 mm
100 mm

1
2
3
5
7

Item	Face plate shape	Face plate length	Door system	Monitoring	Top locking	DIN direction	Order no.
Standard panic lock	R3 x 20 mm	235 mm	Double-leaf door	Yes	No	DIN L	N 1 1 1 0 2 1 2 9 1 * 0 0 0 M
Standard panic lock	R3 x 20 mm	235 mm	Double-leaf door	Yes	No	DIN R	N 1 1 1 0 3 1 2 9 1 * 0 0 0 M
Standard panic lock	R3 x 24 mm	235 mm	Double-leaf door	Yes	No	DIN L/R	N 1 1 1 0 4 1 2 9 1 * 0 0 0 K
Standard panic lock	R3 x 20 mm	235 mm	Double-leaf door	Yes	No	DIN L/R	N 1 1 1 0 4 1 2 9 1 * 0 0 0 L

Standard panic lock N1110
Swiss round cylinder, double-leaf with monitoring function, follower 9 mm,
distance 74 mm

Backset
55 mm
60 mm
65 mm
80 mm
100 mm

1
2
3
5
7

Item	Face plate shape	Face plate length	Door system	Monitoring	Top locking	DIN direction	Order no.
Standard panic lock	R3 x 20 mm	235 mm	Double-leaf door	Yes	No	DIN L	N 1 1 1 0 2 1 2 9 8 * 0 0 0 M
Standard panic lock	R3 x 20 mm	235 mm	Double-leaf door	Yes	No	DIN R	N 1 1 1 0 3 1 2 9 8 * 0 0 0 M
Standard panic lock	R3 x 24 mm	235 mm	Double-leaf door	Yes	No	DIN L/R	N 1 1 1 0 4 1 2 9 8 * 0 0 0 K
Standard panic lock	R3 x 20 mm	235 mm	Double-leaf door	Yes	No	DIN L/R	N 1 1 1 0 4 1 2 9 8 * 0 0 0 L

Standard panic lock wide style

Panic function D

**Standard panic lock N1109**

Euro profile cylinder, single-leaf with top locking, follower 9 mm, distance 72 mm

Backset55 mm
60 mm
65 mm
80 mm
100 mm1
2
3
5
7

Item	Face plate shape	Face plate length	Door system	Monitoring	Top locking	DIN direction	Order no.
Standard panic lock	R3 x 20 mm	285 mm	Single-leaf door	No	Yes	DIN L	N 1 1 0 9 2 0 0 9 1 * 0 0 0 X
Standard panic lock	R3 x 20 mm	285 mm	Single-leaf door	No	Yes	DIN R	N 1 1 0 9 3 0 0 9 1 * 0 0 0 X
Standard panic lock	R3 x 24 mm	285 mm	Single-leaf door	No	Yes	DIN L/R	N 1 1 0 9 4 0 0 9 1 * 0 0 0 G
Standard panic lock	R3 x 20 mm	285 mm	Single-leaf door	No	Yes	DIN L/R	N 1 1 0 9 4 0 0 9 1 * 0 0 0 W

Standard panic lock N1109

Swiss round cylinder, single-leaf with top locking, follower 9 mm, distance 74 mm

Backset55 mm
60 mm
65 mm
80 mm
100 mm1
2
3
5
7

Item	Face plate shape	Face plate length	Door system	Monitoring	Top locking	DIN direction	Order no.
Standard panic lock	R3 x 20 mm	285 mm	Single-leaf door	No	Yes	DIN L	N 1 1 0 9 2 0 0 9 8 * 0 0 0 X
Standard panic lock	R3 x 20 mm	285 mm	Single-leaf door	No	Yes	DIN R	N 1 1 0 9 3 0 0 9 8 * 0 0 0 X
Standard panic lock	R3 x 24 mm	285 mm	Single-leaf door	No	Yes	DIN L/R	N 1 1 0 9 4 0 0 9 8 * 0 0 0 G
Standard panic lock	R3 x 20 mm	285 mm	Single-leaf door	No	Yes	DIN L/R	N 1 1 0 9 4 0 0 9 8 * 0 0 0 W

Standard panic lock wide style

Panic function D

Standard panic lock



Standard panic lock N1111

Euro profile cylinder, double-leaf with top locking, follower 9 mm, distance 72 mm

Backset
55 mm
60 mm
65 mm
80 mm
100 mm

1
2
3
5
7

Item	Face plate shape	Face plate length	Door system	Monitoring	Top locking	DIN direction	Order no.
Standard panic lock	R3 x 20 mm	285 mm	Double-leaf door	No	Yes	DIN L	N 1 1 1 1 2 0 0 9 1 * 0 0 0 X
Standard panic lock	R3 x 20 mm	285 mm	Double-leaf door	No	Yes	DIN R	N 1 1 1 1 3 0 0 9 1 * 0 0 0 X
Standard panic lock	R3 x 24 mm	285 mm	Double-leaf door	No	Yes	DIN L/R	N 1 1 1 1 4 0 0 9 1 * 0 0 0 G
Standard panic lock	R3 x 20 mm	285 mm	Double-leaf door	No	Yes	DIN L/R	N 1 1 1 1 4 0 0 9 1 * 0 0 0 W

Standard panic lock N1111

Swiss round cylinder, double-leaf with top locking, follower 9 mm, distance 74 mm

Backset
55 mm
60 mm
65 mm
80 mm
100 mm

1
2
3
5
7

Item	Face plate shape	Face plate length	Door system	Monitoring	Top locking	DIN direction	Order no.
Standard panic lock	R3 x 20 mm	285 mm	Double-leaf door	No	Yes	DIN L	N 1 1 1 1 2 0 0 9 8 * 0 0 0 X
Standard panic lock	R3 x 20 mm	285 mm	Double-leaf door	No	Yes	DIN R	N 1 1 1 1 3 0 0 9 8 * 0 0 0 X
Standard panic lock	R3 x 24 mm	285 mm	Double-leaf door	No	Yes	DIN L/R	N 1 1 1 1 4 0 0 9 8 * 0 0 0 G
Standard panic lock	R3 x 20 mm	285 mm	Double-leaf door	No	Yes	DIN L/R	N 1 1 1 1 4 0 0 9 8 * 0 0 0 W

Standard panic lock wide style

Panic function D

**Standard panic lock N1109**

Euro profile cylinder, single-leaf with top locking and monitoring function,
follower 9 mm, distance 72 mm

Backset

55 mm
60 mm
65 mm
80 mm
100 mm

1
2
3
5
7

Item	Face plate shape	Face plate length	Door system	Monitoring	Top locking	DIN direction	Order no.
Standard panic lock	R3 x 20 mm	285 mm	Single-leaf door	Yes	Yes	DIN L	N 1 1 0 9 2 1 2 9 1 * 0 0 0 X
Standard panic lock	R3 x 20 mm	285 mm	Single-leaf door	Yes	Yes	DIN R	N 1 1 0 9 3 1 2 9 1 * 0 0 0 X
Standard panic lock	R3 x 24 mm	285 mm	Single-leaf door	Yes	Yes	DIN L/R	N 1 1 0 9 4 1 2 9 1 * 0 0 0 G
Standard panic lock	R3 x 20 mm	285 mm	Single-leaf door	Yes	Yes	DIN L/R	N 1 1 0 9 4 1 2 9 1 * 0 0 0 W

Standard panic lock N1109

Swiss round cylinder, single-leaf with top locking and monitoring function,
follower 9 mm, distance 74 mm

Backset

55 mm
60 mm
65 mm
80 mm
100 mm

1
2
3
5
7

Item	Face plate shape	Face plate length	Door system	Monitoring	Top locking	DIN direction	Order no.
Standard panic lock	R3 x 20 mm	285 mm	Single-leaf door	Yes	Yes	DIN L	N 1 1 0 9 2 1 2 9 8 * 0 0 0 X
Standard panic lock	R3 x 20 mm	285 mm	Single-leaf door	Yes	Yes	DIN R	N 1 1 0 9 3 1 2 9 8 * 0 0 0 X
Standard panic lock	R3 x 24 mm	285 mm	Single-leaf door	Yes	Yes	DIN L/R	N 1 1 0 9 4 1 2 9 8 * 0 0 0 G
Standard panic lock	R3 x 20 mm	285 mm	Single-leaf door	Yes	Yes	DIN L/R	N 1 1 0 9 4 1 2 9 8 * 0 0 0 W

Standard panic lock wide style

Panic function D

Standard panic lock



Standard panic lock N1111
Euro profile cylinder, double-leaf with top locking and monitoring function,
follower 9 mm, distance 72 mm

Backset
55 mm
60 mm
65 mm
80 mm
100 mm

1
2
3
5
7

Item	Face plate shape	Face plate length	Door system	Monitoring	Top locking	DIN direction	Order no.
Standard panic lock	R3 x 20 mm	285 mm	Double-leaf door	Yes	Yes	DIN L	N 1 1 1 1 2 1 2 9 1 * 0 0 0 X
Standard panic lock	R3 x 20 mm	285 mm	Double-leaf door	Yes	Yes	DIN R	N 1 1 1 1 3 1 2 9 1 * 0 0 0 X
Standard panic lock	R3 x 24 mm	285 mm	Double-leaf door	Yes	Yes	DIN L/R	N 1 1 1 1 4 1 2 9 1 * 0 0 0 G
Standard panic lock	R3 x 20 mm	285 mm	Double-leaf door	Yes	Yes	DIN L/R	N 1 1 1 1 4 1 2 9 1 * 0 0 0 W

Standard panic lock N1111
Swiss round cylinder, double-leaf with top locking and monitoring function,
follower 9 mm, distance 74 mm

Backset
55 mm
60 mm
65 mm
80 mm
100 mm

1
2
3
5
7

Item	Face plate shape	Face plate length	Door system	Monitoring	Top locking	DIN direction	Order no.
Standard panic lock	R3 x 20 mm	285 mm	Double-leaf door	Yes	Yes	DIN L	N 1 1 1 1 2 1 2 9 8 * 0 0 0 X
Standard panic lock	R3 x 20 mm	285 mm	Double-leaf door	Yes	Yes	DIN R	N 1 1 1 1 3 1 2 9 8 * 0 0 0 X
Standard panic lock	R3 x 24 mm	285 mm	Double-leaf door	Yes	Yes	DIN L/R	N 1 1 1 1 4 1 2 9 8 * 0 0 0 G
Standard panic lock	R3 x 20 mm	285 mm	Double-leaf door	Yes	Yes	DIN L/R	N 1 1 1 1 4 1 2 9 8 * 0 0 0 W

Standard panic lock wide style

Panic function E

**Standard panic lock N1112**

Euro profile cylinder, single-leaf, follower 9 mm, distance 72 mm

Backset55 mm
60 mm
65 mm
80 mm
100 mm1
2
3
5
7

Item	Face plate shape	Face plate length	Door system	Monitoring	Top locking	DIN direction	Order no.
Standard panic lock	R3 x 20 mm	235 mm	Single-leaf door	No	No	DIN L	N 1 1 1 2 2 0 0 9 1 * 0 0 0 M
Standard panic lock	R3 x 20 mm	235 mm	Single-leaf door	No	No	DIN R	N 1 1 1 2 3 0 0 9 1 * 0 0 0 M
Standard panic lock	R3 x 24 mm	235 mm	Single-leaf door	No	No	DIN L/R	N 1 1 1 2 4 0 0 9 1 * 0 0 0 K
Standard panic lock	R3 x 20 mm	235 mm	Single-leaf door	No	No	DIN L/R	N 1 1 1 2 4 0 0 9 1 * 0 0 0 L

Standard panic lock N1112

Swiss round cylinders, single-leaf, follower 9 mm, distance 74 mm

Backset55 mm
60 mm
65 mm
80 mm
100 mm1
2
3
5
7

Item	Face plate shape	Face plate length	Door system	Monitoring	Top locking	DIN direction	Order no.
Standard panic lock	R3 x 20 mm	235 mm	Single-leaf door	No	No	DIN L	N 1 1 1 2 2 0 0 9 8 * 0 0 0 M
Standard panic lock	R3 x 20 mm	235 mm	Single-leaf door	No	No	DIN R	N 1 1 1 2 3 0 0 9 8 * 0 0 0 M
Standard panic lock	R3 x 24 mm	235 mm	Single-leaf door	No	No	DIN L/R	N 1 1 1 2 4 0 0 9 8 * 0 0 0 K
Standard panic lock	R3 x 20 mm	235 mm	Single-leaf door	No	No	DIN L/R	N 1 1 1 2 4 0 0 9 8 * 0 0 0 L

Standard panic lock wide style

Panic function E

Standard panic lock



Standard panic lock N1114

Euro profile cylinder, double-leaf, follower 9 mm, distance 72 mm

Backset
55 mm
60 mm
65 mm
80 mm
100 mm

1
2
3
5
7

Item	Face plate shape	Face plate length	Door system	Monitoring	Top locking	DIN direction	Order no.
Standard panic lock	R3 x 20 mm	235 mm	Double-leaf door	No	No	DIN L	N 1 1 1 4 2 0 0 9 1 * 0 0 0 M
Standard panic lock	R3 x 20 mm	235 mm	Double-leaf door	No	No	DIN R	N 1 1 1 4 3 0 0 9 1 * 0 0 0 M
Standard panic lock	R3 x 24 mm	235 mm	Double-leaf door	No	No	DIN L/R	N 1 1 1 4 4 0 0 9 1 * 0 0 0 K
Standard panic lock	R3 x 20 mm	235 mm	Double-leaf door	No	No	DIN L/R	N 1 1 1 4 4 0 0 9 1 * 0 0 0 L

Standard panic lock N1114

Swiss round cylinders, double-leaf, follower 9 mm, distance 74 mm

Backset
55 mm
60 mm
65 mm
80 mm
100 mm

1
2
3
5
7

Item	Face plate shape	Face plate length	Door system	Monitoring	Top locking	DIN direction	Order no.
Standard panic lock	R3 x 20 mm	235 mm	Double-leaf door	No	No	DIN L	N 1 1 1 4 2 0 0 9 8 * 0 0 0 M
Standard panic lock	R3 x 20 mm	235 mm	Double-leaf door	No	No	DIN R	N 1 1 1 4 3 0 0 9 8 * 0 0 0 M
Standard panic lock	R3 x 24 mm	235 mm	Double-leaf door	No	No	DIN L/R	N 1 1 1 4 4 0 0 9 8 * 0 0 0 K
Standard panic lock	R3 x 20 mm	235 mm	Double-leaf door	No	No	DIN L/R	N 1 1 1 4 4 0 0 9 8 * 0 0 0 L

Standard panic lock wide style

Panic function E

**Standard panic lock N1112**

Euro profile cylinder, single-leaf with monitoring function, follower 9 mm, distance 72 mm

Backset

55 mm
60 mm
65 mm
80 mm
100 mm

1
2
3
5
7

Item	Face plate shape	Face plate length	Door system	Monitoring	Top locking	DIN direction	Order no.
Standard panic lock	R3 x 20 mm	235 mm	Single-leaf door	Yes	No	DIN L	N 1 1 1 2 2 1 2 9 1 * 0 0 0 M
Standard panic lock	R3 x 20 mm	235 mm	Single-leaf door	Yes	No	DIN R	N 1 1 1 2 3 1 2 9 1 * 0 0 0 M
Standard panic lock	R3 x 24 mm	235 mm	Single-leaf door	Yes	No	DIN L/R	N 1 1 1 2 4 1 2 9 1 * 0 0 0 K
Standard panic lock	R3 x 20 mm	235 mm	Single-leaf door	Yes	No	DIN L/R	N 1 1 1 2 4 1 2 9 1 * 0 0 0 L

Standard panic lock N1112

Swiss round cylinder, single-leaf with monitoring function, follower 9 mm, distance 74 mm

Backset

55 mm
60 mm
65 mm
80 mm
100 mm

1
2
3
5
7

Item	Face plate shape	Face plate length	Door system	Monitoring	Top locking	DIN direction	Order no.
Standard panic lock	R3 x 20 mm	235 mm	Single-leaf door	Yes	No	DIN L	N 1 1 1 2 2 1 2 9 8 * 0 0 0 M
Standard panic lock	R3 x 20 mm	235 mm	Single-leaf door	Yes	No	DIN R	N 1 1 1 2 3 1 2 9 8 * 0 0 0 M
Standard panic lock	R3 x 24 mm	235 mm	Single-leaf door	Yes	No	DIN L/R	N 1 1 1 2 4 1 2 9 8 * 0 0 0 K
Standard panic lock	R3 x 20 mm	235 mm	Single-leaf door	Yes	No	DIN L/R	N 1 1 1 2 4 1 2 9 8 * 0 0 0 L

Standard panic lock wide style

Panic function E

Standard panic lock



Standard panic lock N1114
Euro profile cylinder, double-leaf with monitoring function, follower 9 mm,
distance 72 mm

- Backset
- 55 mm
 - 60 mm
 - 65 mm
 - 80 mm
 - 100 mm

- 1
- 2
- 3
- 5
- 7

Item	Face plate shape	Face plate length	Door system	Monitoring	Top locking	DIN direction	Order no.
Standard panic lock	R3 x 20 mm	235 mm	Double-leaf door	Yes	No	DIN L	N 1 1 1 4 2 1 2 9 1 * 0 0 0 M
Standard panic lock	R3 x 20 mm	235 mm	Double-leaf door	Yes	No	DIN R	N 1 1 1 4 3 1 2 9 1 * 0 0 0 M
Standard panic lock	R3 x 24 mm	235 mm	Double-leaf door	Yes	No	DIN L/R	N 1 1 1 4 4 1 2 9 1 * 0 0 0 K
Standard panic lock	R3 x 20 mm	235 mm	Double-leaf door	Yes	No	DIN L/R	N 1 1 1 4 4 1 2 9 1 * 0 0 0 L

Standard panic lock N1114
Swiss round cylinder, double-leaf with monitoring function, follower 9 mm,
distance 74 mm

- Backset
- 55 mm
 - 60 mm
 - 65 mm
 - 80 mm
 - 100 mm

- 1
- 2
- 3
- 5
- 7

Item	Face plate shape	Face plate length	Door system	Monitoring	Top locking	DIN direction	Order no.
Standard panic lock	R3 x 20 mm	235 mm	Double-leaf door	Yes	No	DIN L	N 1 1 1 4 2 1 2 9 8 * 0 0 0 M
Standard panic lock	R3 x 20 mm	235 mm	Double-leaf door	Yes	No	DIN R	N 1 1 1 4 3 1 2 9 8 * 0 0 0 M
Standard panic lock	R3 x 24 mm	235 mm	Double-leaf door	Yes	No	DIN L/R	N 1 1 1 4 4 1 2 9 8 * 0 0 0 K
Standard panic lock	R3 x 20 mm	235 mm	Double-leaf door	Yes	No	DIN L/R	N 1 1 1 4 4 1 2 9 8 * 0 0 0 L

Standard panic lock wide style

Panic function E

**Standard panic lock N1113**

Euro profile cylinder, single-leaf with top locking, follower 9 mm, distance 72 mm

Backset55 mm
60 mm
65 mm
80 mm
100 mm1
2
3
5
7

Item	Face plate shape	Face plate length	Door system	Monitoring	Top locking	DIN direction	Order no.
Standard panic lock	R3 x 20 mm	285 mm	Single-leaf door	No	Yes	DIN L	N 1 1 1 3 2 0 0 9 1 * 0 0 0 X
Standard panic lock	R3 x 20 mm	285 mm	Single-leaf door	No	Yes	DIN R	N 1 1 1 3 3 0 0 9 1 * 0 0 0 X
Standard panic lock	R3 x 24 mm	285 mm	Single-leaf door	No	Yes	DIN L/R	N 1 1 1 3 4 0 0 9 1 * 0 0 0 G
Standard panic lock	R3 x 20 mm	285 mm	Single-leaf door	No	Yes	DIN L/R	N 1 1 1 3 4 0 0 9 1 * 0 0 0 W

Standard panic lock N1113

Swiss round cylinder, single-leaf with top locking, follower 9 mm, distance 74 mm

Backset55 mm
60 mm
65 mm
80 mm
100 mm1
2
3
5
7

Item	Face plate shape	Face plate length	Door system	Monitoring	Top locking	DIN direction	Order no.
Standard panic lock	R3 x 20 mm	285 mm	Single-leaf door	No	Yes	DIN L	N 1 1 1 3 2 0 0 9 8 * 0 0 0 X
Standard panic lock	R3 x 20 mm	285 mm	Single-leaf door	No	Yes	DIN R	N 1 1 1 3 3 0 0 9 8 * 0 0 0 X
Standard panic lock	R3 x 24 mm	285 mm	Single-leaf door	No	Yes	DIN L/R	N 1 1 1 3 4 0 0 9 8 * 0 0 0 G
Standard panic lock	R3 x 20 mm	285 mm	Single-leaf door	No	Yes	DIN L/R	N 1 1 1 3 4 0 0 9 8 * 0 0 0 W

Standard panic lock wide style

Panic function E

Standard panic lock



Standard panic lock N1115

Euro profile cylinder, double-leaf with top locking, follower 9 mm, distance 72 mm

Backset
55 mm
60 mm
65 mm
80 mm
100 mm

1
2
3
5
7

Item	Face plate shape	Face plate length	Door system	Monitoring	Top locking	DIN direction	Order no.
Standard panic lock	R3 x 20 mm	285 mm	Double-leaf door	No	Yes	DIN L	N 1 1 1 5 2 0 0 9 1 * 0 0 0 X
Standard panic lock	R3 x 20 mm	285 mm	Double-leaf door	No	Yes	DIN R	N 1 1 1 5 3 0 0 9 1 * 0 0 0 X
Standard panic lock	R3 x 24 mm	285 mm	Double-leaf door	No	Yes	DIN L/R	N 1 1 1 5 4 0 0 9 1 * 0 0 0 G
Standard panic lock	R3 x 20 mm	285 mm	Double-leaf door	No	Yes	DIN L/R	N 1 1 1 5 4 0 0 9 1 * 0 0 0 W

Standard panic lock N1115

Swiss round cylinder, double-leaf with top locking, follower 9 mm, distance 74 mm

Backset
55 mm
60 mm
65 mm
80 mm
100 mm

1
2
3
5
7

Item	Face plate shape	Face plate length	Door system	Monitoring	Top locking	DIN direction	Order no.
Standard panic lock	R3 x 20 mm	285 mm	Double-leaf door	No	Yes	DIN L	N 1 1 1 5 2 0 0 9 8 * 0 0 0 X
Standard panic lock	R3 x 20 mm	285 mm	Double-leaf door	No	Yes	DIN R	N 1 1 1 5 3 0 0 9 8 * 0 0 0 X
Standard panic lock	R3 x 24 mm	285 mm	Double-leaf door	No	Yes	DIN L/R	N 1 1 1 5 4 0 0 9 8 * 0 0 0 G
Standard panic lock	R3 x 20 mm	285 mm	Double-leaf door	No	Yes	DIN L/R	N 1 1 1 5 4 0 0 9 8 * 0 0 0 W

Standard panic lock wide style

Panic function E

**Standard panic lock N1113**

Euro profile cylinder, single-leaf with top locking and monitoring function, follower 9 mm, distance 72 mm

Backset

55 mm
60 mm
65 mm
80 mm
100 mm

1
2
3
5
7

Item	Face plate shape	Face plate length	Door system	Monitoring	Top locking	DIN direction	Order no.
Standard panic lock	R3 x 20 mm	285 mm	Single-leaf door	Yes	Yes	DIN L	N 1 1 1 3 2 1 2 9 1 * 0 0 0 X
Standard panic lock	R3 x 20 mm	285 mm	Single-leaf door	Yes	Yes	DIN R	N 1 1 1 3 3 1 2 9 1 * 0 0 0 X
Standard panic lock	R3 x 24 mm	285 mm	Single-leaf door	Yes	Yes	DIN L/R	N 1 1 1 3 4 1 2 9 1 * 0 0 0 G
Standard panic lock	R3 x 20 mm	285 mm	Single-leaf door	Yes	Yes	DIN L/R	N 1 1 1 3 4 1 2 9 1 * 0 0 0 W

Standard panic lock N1113

Swiss round cylinder, single-leaf with top locking and monitoring function, follower 9 mm, distance 74 mm

Backset

55 mm
60 mm
65 mm
80 mm
100 mm

1
2
3
5
7

Item	Face plate shape	Face plate length	Door system	Monitoring	Top locking	DIN direction	Order no.
Standard panic lock	R3 x 20 mm	285 mm	Single-leaf door	Yes	Yes	DIN L	N 1 1 1 3 2 1 2 9 8 * 0 0 0 X
Standard panic lock	R3 x 20 mm	285 mm	Single-leaf door	Yes	Yes	DIN R	N 1 1 1 3 3 1 2 9 8 * 0 0 0 X
Standard panic lock	R3 x 24 mm	285 mm	Single-leaf door	Yes	Yes	DIN L/R	N 1 1 1 3 4 1 2 9 8 * 0 0 0 G
Standard panic lock	R3 x 20 mm	285 mm	Single-leaf door	Yes	Yes	DIN L/R	N 1 1 1 3 4 1 2 9 8 * 0 0 0 W

Standard panic lock wide style

Panic function E

Standard panic lock



Standard panic lock N1115
Euro profile cylinder, double-leaf with top locking and monitoring function,
follower 9 mm, distance 72 mm

Backset
55 mm
60 mm
65 mm
80 mm
100 mm

1
2
3
5
7

Item	Face plate shape	Face plate length	Door system	Monitoring	Top locking	DIN direction	Order no.
Standard panic lock	R3 x 20 mm	285 mm	Double-leaf door	Yes	Yes	DIN L	N 1 1 1 5 2 1 2 9 1 * 0 0 0 X
Standard panic lock	R3 x 20 mm	285 mm	Double-leaf door	Yes	Yes	DIN R	N 1 1 1 5 3 1 2 9 1 * 0 0 0 X
Standard panic lock	R3 x 24 mm	285 mm	Double-leaf door	Yes	Yes	DIN L/R	N 1 1 1 5 4 1 2 9 1 * 0 0 0 G
Standard panic lock	R3 x 20 mm	285 mm	Double-leaf door	Yes	Yes	DIN L/R	N 1 1 1 5 4 1 2 9 1 * 0 0 0 W

Standard panic lock N1115
Swiss round cylinder, double-leaf with top locking and monitoring function,
follower 9 mm, distance 74 mm

Backset
55 mm
60 mm
65 mm
80 mm
100 mm

1
2
3
5
7

Item	Face plate shape	Face plate length	Door system	Monitoring	Top locking	DIN direction	Order no.
Standard panic lock	R3 x 20 mm	285 mm	Double-leaf door	Yes	Yes	DIN L	N 1 1 1 5 2 1 2 9 8 * 0 0 0 X
Standard panic lock	R3 x 20 mm	285 mm	Double-leaf door	Yes	Yes	DIN R	N 1 1 1 5 3 1 2 9 8 * 0 0 0 X
Standard panic lock	R3 x 24 mm	285 mm	Double-leaf door	Yes	Yes	DIN L/R	N 1 1 1 5 4 1 2 9 8 * 0 0 0 G
Standard panic lock	R3 x 20 mm	285 mm	Double-leaf door	Yes	Yes	DIN L/R	N 1 1 1 5 4 1 2 9 8 * 0 0 0 W

Standard passive leaf lock wide style

Passive leaf lock



Standard passive leaf lock N1420
DIN L/R

Item	Face plate shape	Face plate length	Width face plate	Monitoring	Order no.
Passive leaf lock	R3 x 20 mm	235 mm	20 mm	No	N 1 4 2 0 0 0 9 X * 0 0 0 D
Passive leaf lock	R3 x 24 mm	235 mm	24 mm	No	N 1 4 2 0 0 0 9 X * 0 0 0 E

Backset
65 mm
80 mm
100 mm

3
5
7

Standard panic lock



Standard passive leaf lock N1420
with monitoring, DIN L/R

Item	Face plate shape	Face plate length	Width face plate	Monitoring	Order no.
Passive leaf lock	R3 x 20 mm	235 mm	20 mm	Yes	N 1 4 2 0 0 1 2 9 X * 0 0 0 D
Passive leaf lock	R3 x 24 mm	235 mm	24 mm	Yes	N 1 4 2 0 0 1 2 9 X * 0 0 0 E

Backset
65 mm
80 mm
100 mm

3
5
7

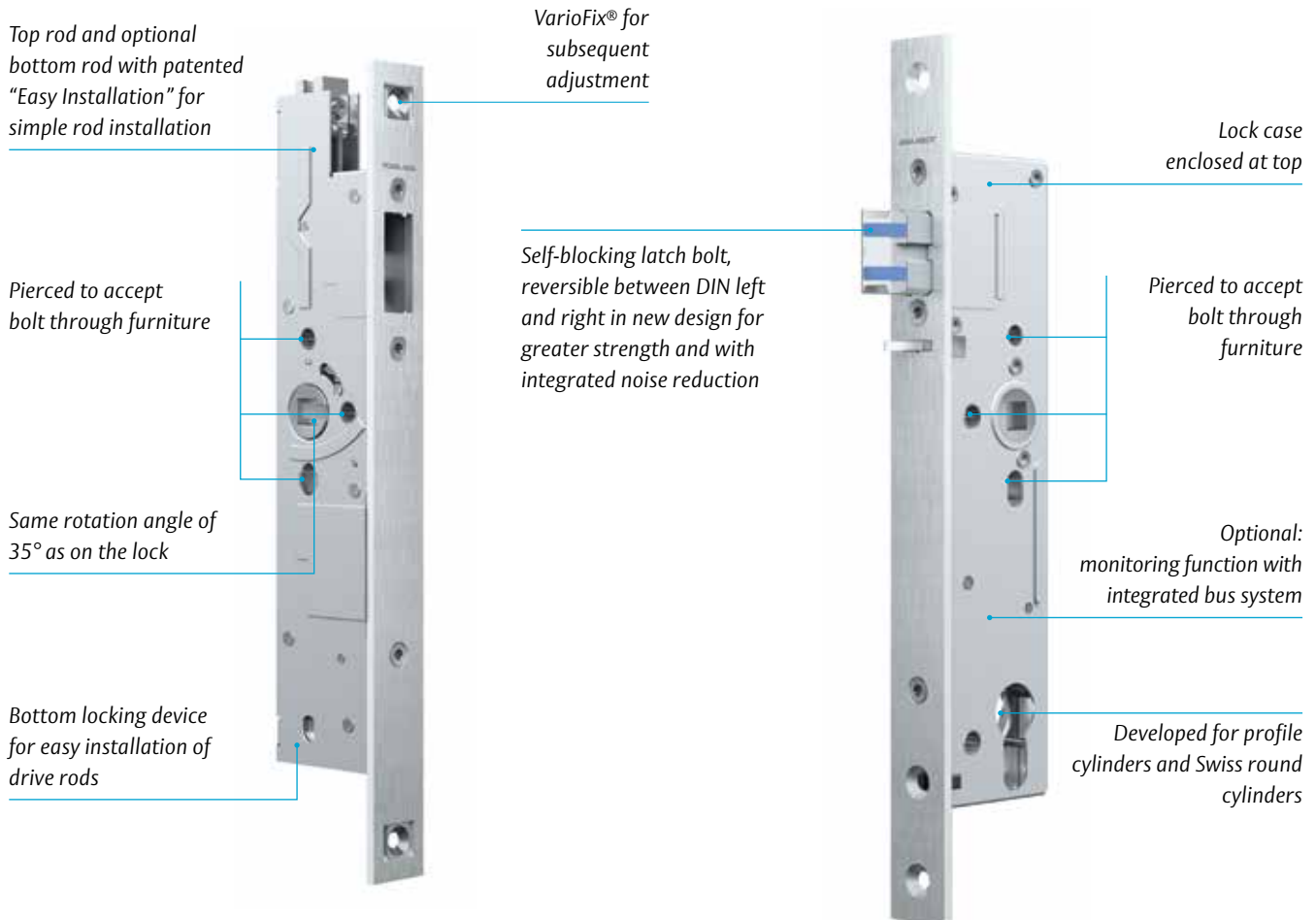
Self-locking panic locks (SBP) narrow style – combine security, safety and flexibility

The SBP lock in the narrow style version with mechanical self-blocking latch bolt can be used for single-leaf and double-leaf doors. The abbreviation SBP stands for “self-blocking panic” and refers to a self-blocking latch bolt with 20 mm throw. This guarantees that the door is locked securely at all times from an insurance perspective, without having to lock the doors manually. Anti-panic function B, C or E can also ensure that the door can be opened in escape direction with just one action at all times.

Security provides protection against intrusion, thus ensuring people and valuables are safe from harm. In combination with the OneSystem panic bars type A and type B, they fulfil the requirements in accordance with EN 1125. The requirements in accordance with EN 179 are fulfilled in combination with various handle-versions. For double-leaf full panic doors, the panic passive leaf lock N1930 is used. For single-leaf panic doors with occasional leaf, the espagnolette N1910 can be used. The SBP locks from the OneSystem product portfolio are versatile and can be equipped with monitoring functions, with secured latch bolt hold function or with latch bolt protrusion as required.

Self-locking panic locks, narrow style – the benefits:

- Environmental product declaration (EPD) in accordance with EN 15804
- Compliance with EN 179/EN 1125, EN 12209 and suitable for installation in fire doors.
- Small rear backset 15 mm
- Panic function inwards/outwards switchable
- Optional: Bus system with integrated monitoring sensors and simplified connection via 5-wire cable
- Top locking system with patented “Easy Installation” for simple installation of locking bars
- Security escutcheons and round rosettes can be screwed on through the lock
- Rotation angle of 35°
- Self-blocking latch bolt, reversible between DIN left and right in new design for greater strength and with integrated noise reduction
- Closed lock case
- Developed for Euro profile cylinder and Swiss round Profile cylinder



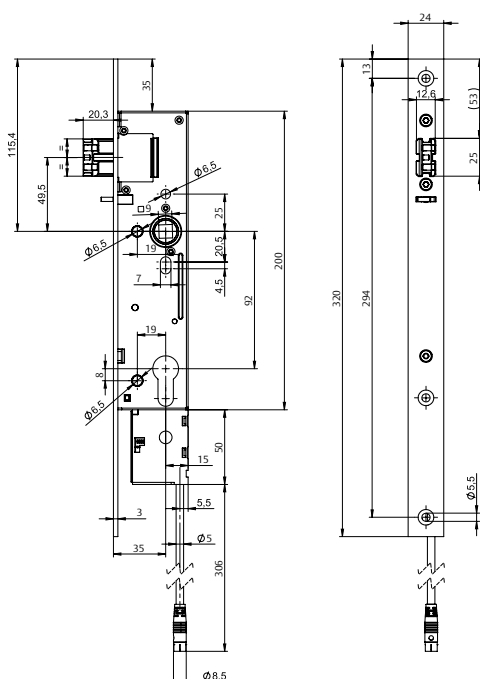
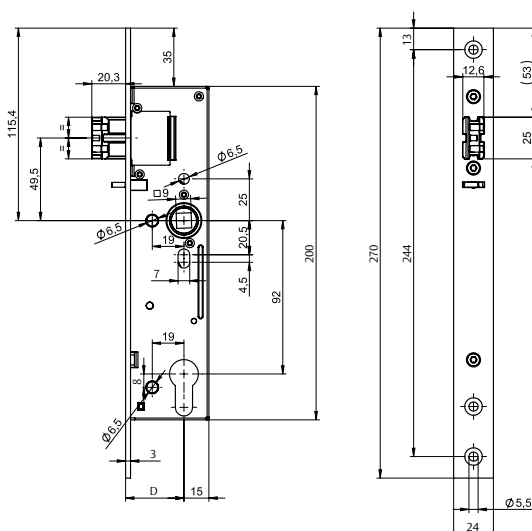
Technical attributes	
Backset	30, 35, 40, 45 mm
Distance	92 mm (prepared for Euro profile cylinder), 94 mm (prepared for Swiss round cylinder)
Face plate shape	U-Face plate shaped face plate: U6 x 24 mm Flat face plate: F3 x 20 mm, F3 x 24 mm
Material faceplate	Stainless steel
Latch	20 mm (mechanically self-blocking), DIN L/R convertible
Handle follower	9 mm
Standards	Compliance with EN 179/EN 1125, Suitable for installation in fire doors

SBP lock N75XX – self-locking panic lock

Self-locking panic lock N75XX according to EN 179 and EN 1125 for narrow style doors. Approved for fire barriers according to EN 1634. Product-specific environmental product declaration (EPD) in accordance with EN 15804 with article-specific parameters.

Panic function	Single-leaf	Double-leaf
B	N7500	N7502
C	N7504	N7506
E	N7512	N7514

Suitable accessories can be found under Accessories.



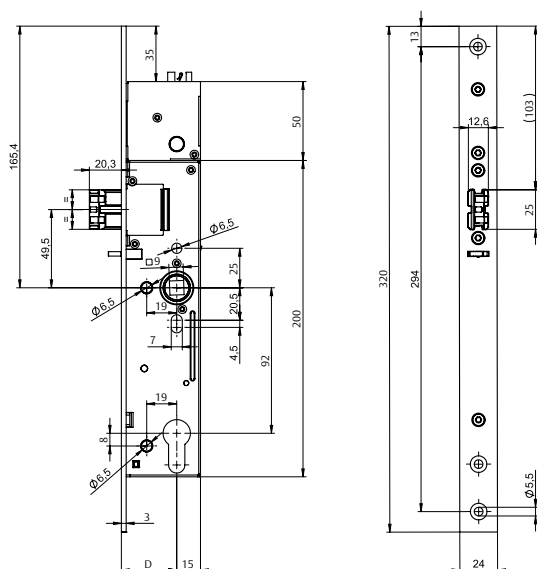
SBP lock N75XX with monitoring function – self-locking panic lock

Self-locking panic lock N75XX according to EN 179 and EN 1125 for narrow style doors. Approved for fire barriers according to EN 1634. Product-specific environmental product declaration (EPD) in accordance with EN 15804 with article-specific parameters.

- Monitoring function with integrated bus system based on ASSA ABLOY Hi-O standard
- Simplified connection via a 5-wire cable on the IO module
- Monitoring of: – inside handle; – outside handle; – outside handle coupled; – bolt monitoring; – cylinder monitoring

Accessories	Order no.
Connection lead	N 5 9 5 5 1 0 1 0 0 0 0 0 0
IO module	N 5 9 5 0 0 0 0 0 0 0 0 0 1

Further accessories can be found under Accessories.

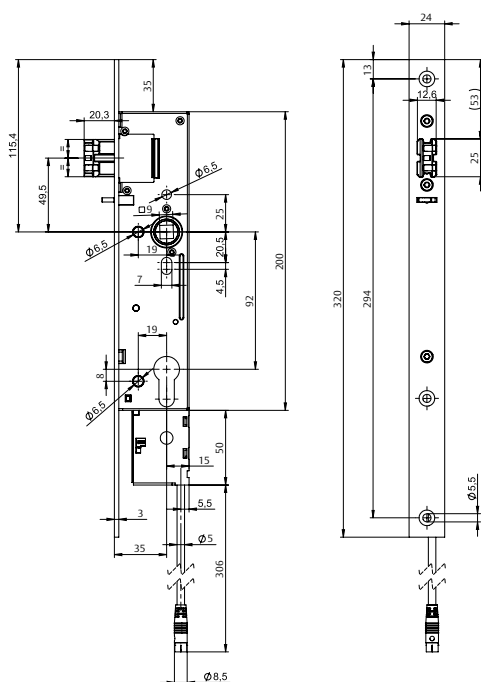


SBP lock N75XX with top locking – self-locking panic lock

Self-locking panic lock N75XX according to EN 179 and EN 1125 for narrow style doors with top locking. Approved for fire barriers according to EN 1634.
Product-specific environmental product declaration (EPD) in accordance with EN 15804 with article-specific parameters.

Panic function	Single-leaf	Double-leaf
B	N7501	N7503
C	N7505	N7507
E	N7513	N7515

Suitable accessories can be found under Accessories.



SBP lock N75XX with top locking and monitoring function – self-locking panic lock

Self-locking panic lock N75XX according to EN 179 and EN 1125 for narrow style doors with top locking. Approved for fire barriers according to EN 1634.
Product-specific environmental product declaration (EPD) in accordance with EN 15804 with article-specific parameters.

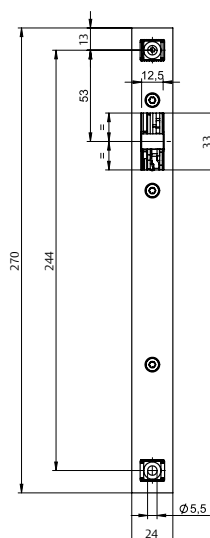
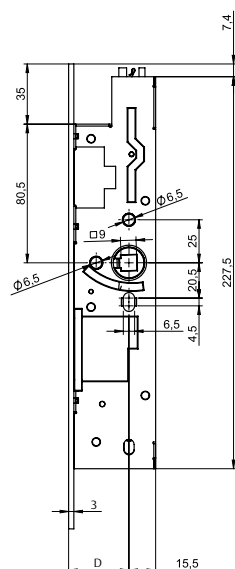
- Monitoring function with integrated bus system based on ASSA ABLOY Hi-O standard.
- Simplified connection via a 5-wire cable on the IO module
- Monitoring of: – inside handle; – outside handle; – outside handle coupled; – bolt monitoring; – cylinder monitoring

Accessories	Order no.
Connection lead	N 59551010000000
IO module	N 59500000000010

Further accessories can be found under Accessories.

Self-locking panic locks (SBP) narrow style

The versions: Data & Dimensions

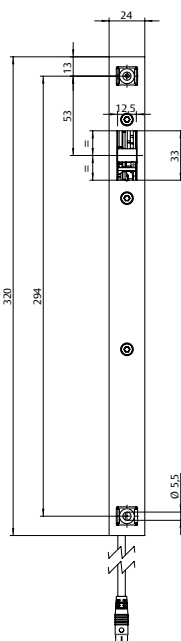
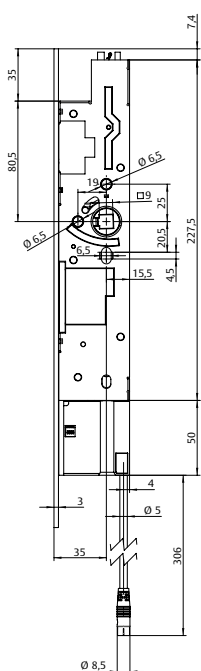
**Passive leaf lock N1930 for SBP locks**

OneSystem panic passive leaf lock N1930 for automatic locking of the inactive leaf upwards and downwards for double-leaf doors. For use with OneSystem locks from the N7XXX series on the active leaf. Approved for fire barriers as per EN 1634. Product-specific environmental product declaration (EPD) as per EN 15804 with article-specific parameters.

Model

N1930

Suitable accessories can be found under Accessories.

**Panic passive leaf lock N1930 with monitoring function for SBP locks**

OneSystem panic passive leaf lock N1930 for automatic locking of the inactive leaf upwards and downwards for double-leaf doors. For use with OneSystem locks from the N7XXX series on the active leaf. Approved for fire barriers as per EN 1634. Product-specific environmental product declaration (EPD) as per EN 15804 with article-specific parameters.

Monitoring function with integrated bus system based on ASSA ABLOY Hi-O standard

Simplified connection via a 5-wire cable on the IO module

Monitoring of latch bolt monitoring; – panic handle – inside handle actuated > 5°

Accessories

Connection lead

Order no.

N 5 9 5 5 1 0 1 0 0 0 0 0 0

IO module

N 5 9 5 0 0 0 0 0 0 0 0 0 1 0

Further accessories can be found under Accessories.

Self-locking panic locks (SBP) narrow style

Panic function B

**SBP lock N7500 – self-locking panic lock, mechanical**

Euro profile cylinders, single-leaf, follower 9 mm, distance 92 mm, DIN L/R

Function / OptionStandard
3 mm latch bolt protrusion
5 mm latch bolt protrusion**Backset**30 mm
35 mm
40 mm
45 mm1
2
3
400
03
05

Item	Face plate shape	Face plate length	Door system	Top locking	Monitoring	Order no.
SBP lock	F3 x 20 mm	270 mm	Single-leaf door	No	No	N 7 5 0 0 4 * * 9 5 * 0 0 0 2
SBP lock	F3 x 24 mm	270 mm	Single-leaf door	No	No	N 7 5 0 0 4 * * 9 5 * 0 0 0 1
SBP lock	U6 x 24 mm	270 mm	Single-leaf door	No	No	N 7 5 0 0 4 * * 9 5 * 0 0 0 5
SBP lock	F3 x 20 mm	320 mm	Single-leaf door	No	no - but prepared	N 7 5 0 0 4 * * 9 5 * 0 0 0 4
SBP lock	F3 x 24 mm	320 mm	Single-leaf door	No	no - but prepared	N 7 5 0 0 4 * * 9 5 * 0 0 0 3
SBP lock	U6 x 24 mm	320 mm	Single-leaf door	No	no - but prepared	N 7 5 0 0 4 * * 9 5 * 0 0 0 6

Note: For U-Face plate shaped versions, the end caps are included in the scope of supply. Please note that the backset is shortened by 1mm for U-Face plate shaped versions. If variants with „no - but prepared“ are selected, the face plate is extended by 50 mm to the bottom. This version is designed for doors that may have a monitoring function retrofitted at a later time.

SBP lock N7500 – self-locking panic lock, mechanical

Swiss round cylinders, single-leaf, follower 9 mm, distance 94 mm, DIN L/R

Function / OptionStandard
3 mm latch bolt protrusion
5 mm latch bolt protrusion**Backset**30 mm
35 mm
40 mm
45 mm1
2
3
400
03
05

Item	Face plate shape	Face plate length	Door system	Top locking	Monitoring	Order no.
SBP lock	F3 x 20 mm	270 mm	Single-leaf door	No	No	N 7 5 0 0 4 * * 9 9 * 0 0 0 2
SBP lock	F3 x 24 mm	270 mm	Single-leaf door	No	No	N 7 5 0 0 4 * * 9 9 * 0 0 0 1
SBP lock	U6 x 24 mm	270 mm	Single-leaf door	No	No	N 7 5 0 0 4 * * 9 9 * 0 0 0 5
SBP lock	F3 x 20 mm	320 mm	Single-leaf door	No	no - but prepared	N 7 5 0 0 4 * * 9 9 * 0 0 0 4
SBP lock	F3 x 24 mm	320 mm	Single-leaf door	No	no - but prepared	N 7 5 0 0 4 * * 9 9 * 0 0 0 3
SBP lock	U6 x 24 mm	320 mm	Single-leaf door	No	no - but prepared	N 7 5 0 0 4 * * 9 9 * 0 0 0 6

Note: For U-Face plate shaped versions, the end caps are included in the scope of supply. Please note that the backset is shortened by 1mm for U-Face plate shaped versions. If variants with „no - but prepared“ are selected, the face plate is extended by 50 mm to the bottom. This version is designed for doors that may have a monitoring function retrofitted at a later time.

Self-locking panic locks (SBP) narrow style

Panic function B

**SBP lock N7502 - self-locking panic lock**

Euro profile cylinders, double-leaf, follower 9 mm, distance 92 mm, DIN L/R

Backset30 mm
35 mm
40 mm
45 mm1
2
3
4**Function / Option**Standard
3 mm latch bolt protrusion
5 mm latch bolt protrusion00
03
05

Item	Face plate shape	Face plate length	Door system	Top locking	Monitoring	Order no.
SBP lock	F3 x 20 mm	270 mm	Double-leaf door	No	No	N 7 5 0 2 4 * * 9 5 * 0 0 0 2
SBP lock	F3 x 24 mm	270 mm	Double-leaf door	No	No	N 7 5 0 2 4 * * 9 5 * 0 0 0 1
SBP lock	U6 x 24 mm	270 mm	Double-leaf door	No	No	N 7 5 0 2 4 * * 9 5 * 0 0 0 5
SBP lock	F3 x 20 mm	320 mm	Double-leaf door	No	no - but prepared	N 7 5 0 2 4 * * 9 5 * 0 0 0 4
SBP lock	F3 x 24 mm	320 mm	Double-leaf door	No	no - but prepared	N 7 5 0 2 4 * * 9 5 * 0 0 0 3
SBP lock	U6 x 24 mm	320 mm	Double-leaf door	No	no - but prepared	N 7 5 0 2 4 * * 9 5 * 0 0 0 6

Note: For U-Face plate shaped versions, the end caps are included in the scope of supply. Please note that the backset is shortened by 1mm for U-Face plate shaped versions. If variants with „no - but prepared“ are selected, the face plate is extended by 50 mm to the bottom. This version is designed for doors that may have a monitoring function retrofitted at a later time.

SBP lock N7502 - self-locking panic lock

Swiss round cylinders, double-leaf, follower 9 mm, distance 94 mm, DIN L/R

Backset30 mm
35 mm
40 mm
45 mm1
2
3
4**Function / Option**Standard
3 mm latch bolt protrusion
5 mm latch bolt protrusion00
03
05

Item	Face plate shape	Face plate length	Door system	Top locking	Monitoring	Order no.
SBP lock	F3 x 20 mm	270 mm	Double-leaf door	No	No	N 7 5 0 2 4 * * 9 9 * 0 0 0 2
SBP lock	F3 x 24 mm	270 mm	Double-leaf door	No	No	N 7 5 0 2 4 * * 9 9 * 0 0 0 1
SBP lock	U6 x 24 mm	270 mm	Double-leaf door	No	No	N 7 5 0 2 4 * * 9 9 * 0 0 0 5
SBP lock	F3 x 20 mm	320 mm	Double-leaf door	No	no - but prepared	N 7 5 0 2 4 * * 9 9 * 0 0 0 4
SBP lock	F3 x 24 mm	320 mm	Double-leaf door	No	no - but prepared	N 7 5 0 2 4 * * 9 9 * 0 0 0 3
SBP lock	U6 x 24 mm	320 mm	Double-leaf door	No	no - but prepared	N 7 5 0 2 4 * * 9 9 * 0 0 0 6

Note: For U-Face plate shaped versions, the end caps are included in the scope of supply. Please note that the backset is shortened by 1mm for U-Face plate shaped versions. If variants with „no - but prepared“ are selected, the face plate is extended by 50 mm to the bottom. This version is designed for doors that may have a monitoring function retrofitted at a later time.

Self-locking panic locks (SBP) narrow style

Panic function B



SBP lock N7500 – self-locking panic lock, mechanical

Euro profile cylinders, single-leaf with monitoring function, follower 9 mm, distance 92 mm, DIN L/R

Backset

30 mm	1
35 mm	2
40 mm	3
45 mm	4

Function / Option

Monitoring
Monitoring + 3 mm latch bolt protrusion
Monitoring + 5 mm latch bolt protrusion

12
13
15

Item	Face plate shape	Face plate length	Door system	Top locking	Monitoring	Order no.
SBP lock	F3 x 20 mm	320 mm	Single-leaf door	No	Yes	N 7 5 0 0 4 * * 9 5 * 0 0 0 4
SBP lock	F3 x 24 mm	320 mm	Single-leaf door	No	Yes	N 7 5 0 0 4 * * 9 5 * 0 0 0 3
SBP lock	U6 x 24 mm	320 mm	Single-leaf door	No	Yes	N 7 5 0 0 4 * * 9 5 * 0 0 0 6

Note: For U-Face plate shaped versions, the end caps are included in the scope of supply. Please note that the backset is shortened by 1mm for U-Face plate shaped versions.

SBP lock N7500 – self-locking panic lock, mechanical

Swiss round cylinders, single-leaf with monitoring function, follower 9 mm, distance 94 mm, DIN L/R

Backset

30 mm	1
35 mm	2
40 mm	3
45 mm	4

Function / Option

Monitoring
Monitoring + 3 mm latch bolt protrusion
Monitoring + 5 mm latch bolt protrusion

12
13
15

Item	Face plate shape	Face plate length	Door system	Top locking	Monitoring	Order no.
SBP lock	F3 x 20 mm	320 mm	Single-leaf door	No	Yes	N 7 5 0 0 4 * * 9 9 * 0 0 0 4
SBP lock	F3 x 24 mm	320 mm	Single-leaf door	No	Yes	N 7 5 0 0 4 * * 9 9 * 0 0 0 3
SBP lock	U6 x 24 mm	320 mm	Single-leaf door	No	Yes	N 7 5 0 0 4 * * 9 9 * 0 0 0 6

Note: For U-Face plate shaped versions, the end caps are included in the scope of supply. Please note that the backset is shortened by 1mm for U-Face plate shaped versions.

Self-locking panic locks (SBP) narrow style

Panic function B



SBP lock N7502 - self-locking panic lock

Euro profile cylinders, double-leaf with monitoring function, follower 9 mm, distance 92 mm, DIN L/R

Function / Option

Monitoring
Monitoring + 3 mm latch bolt protrusion
Monitoring + 5 mm latch bolt protrusion

Backset

30 mm
35 mm
40 mm
45 mm

1
2
3
4

12
13
15

Item	Face plate shape	Face plate length	Door system	Top locking	Monitoring	Order no.
SBP lock	F3 x 20 mm	320 mm	Double-leaf door	No	Yes	N 7 5 0 2 4 * * 9 5 * 0 0 0 4
SBP lock	F3 x 24 mm	320 mm	Double-leaf door	No	Yes	N 7 5 0 2 4 * * 9 5 * 0 0 0 3
SBP lock	U6 x 24 mm	320 mm	Double-leaf door	No	Yes	N 7 5 0 2 4 * * 9 5 * 0 0 0 6

Note: For U-Face plate shaped versions, the end caps are included in the scope of supply. Please note that the backset is shortened by 1 mm for U-Face plate shaped versions.

SBP lock N7502 - self-locking panic lock

Swiss round cylinders, double-leaf with monitoring function, follower 9 mm, distance 94 mm, DIN L/R

Function / Option

Monitoring
Monitoring + 3 mm latch bolt protrusion
Monitoring + 5 mm latch bolt protrusion

Backset

30 mm
35 mm
40 mm
45 mm

1
2
3
4

12
13
15

Item	Face plate shape	Face plate length	Door system	Top locking	Monitoring	Order no.
SBP lock	F3 x 20 mm	320 mm	Double-leaf door	No	Yes	N 7 5 0 2 4 * * 9 9 * 0 0 0 4
SBP lock	F3 x 24 mm	320 mm	Double-leaf door	No	Yes	N 7 5 0 2 4 * * 9 9 * 0 0 0 3
SBP lock	U6 x 24 mm	320 mm	Double-leaf door	No	Yes	N 7 5 0 2 4 * * 9 9 * 0 0 0 6

Note: For U-Face plate shaped versions, the end caps are included in the scope of supply. Please note that the backset is shortened by 1 mm for U-Face plate shaped versions.

Self-locking panic locks (SBP) narrow style

Panic function B

**SBP lock N7501 - self-locking panic lock**

Euro profile cylinder, single-leaf with top locking, follower 9 mm, distance 92 mm,
DIN L/R

Backset
30 mm
35 mm
40 mm
45 mm

1
2
3
4

Function / Option

Standard
3 mm latch bolt protrusion
5 mm latch bolt protrusion

00
03
05

Item	Face plate shape	Face plate length	Door system	Top locking	Monitoring	Order no.
SBP lock	F3 x 20 mm	320 mm	Single-leaf door	Yes	No	N 7 5 0 1 4 * * 9 5 * 0 0 0 4
SBP lock	F3 x 24 mm	320 mm	Single-leaf door	Yes	No	N 7 5 0 1 4 * * 9 5 * 0 0 0 3
SBP lock	U6 x 24 mm	320 mm	Single-leaf door	Yes	No	N 7 5 0 1 4 * * 9 5 * 0 0 0 6
SBP lock	F3 x 20 mm	370 mm	Single-leaf door	Yes	no - but prepared	N 7 5 0 1 4 * * 9 5 * 0 0 0 B
SBP lock	F3 x 24 mm	370 mm	Single-leaf door	Yes	no - but prepared	N 7 5 0 1 4 * * 9 5 * 0 0 0 A
SBP lock	U6 x 24 mm	370 mm	Single-leaf door	Yes	no - but prepared	N 7 5 0 1 4 * * 9 5 * 0 0 0 C

Note: For U-Face plate shaped versions, the end caps are included in the scope of supply. Please note that the backset is shortened by 1mm for U-Face plate shaped versions. If variants with „no - but prepared“ are selected, the face plate is extended by 50 mm to the bottom. This version is designed for doors that may have a monitoring function retrofitted at a later time.

SBP lock N7501 - self-locking panic lock

Swiss round cylinders, single-leaf with top locking, follower 9 mm, distance 94 mm,
DIN L/R

Backset
30 mm
35 mm
40 mm
45 mm

1
2
3
4

Function / Option

Standard
3 mm latch bolt protrusion
5 mm latch bolt protrusion

00
03
05

Item	Face plate shape	Face plate length	Door system	Top locking	Monitoring	Order no.
SBP lock	F3 x 20 mm	320 mm	Single-leaf door	Yes	No	N 7 5 0 1 4 * * 9 9 * 0 0 0 4
SBP lock	F3 x 24 mm	320 mm	Single-leaf door	Yes	No	N 7 5 0 1 4 * * 9 9 * 0 0 0 3
SBP lock	U6 x 24 mm	320 mm	Single-leaf door	Yes	No	N 7 5 0 1 4 * * 9 9 * 0 0 0 6
SBP lock	F3 x 20 mm	370 mm	Single-leaf door	Yes	no - but prepared	N 7 5 0 1 4 * * 9 9 * 0 0 0 B
SBP lock	F3 x 24 mm	370 mm	Single-leaf door	Yes	no - but prepared	N 7 5 0 1 4 * * 9 9 * 0 0 0 A
SBP lock	U6 x 24 mm	370 mm	Single-leaf door	Yes	no - but prepared	N 7 5 0 1 4 * * 9 9 * 0 0 0 C

Note: For U-Face plate shaped versions, the end caps are included in the scope of supply. Please note that the backset is shortened by 1mm for U-Face plate shaped versions. If variants with „no - but prepared“ are selected, the face plate is extended by 50 mm to the bottom. This version is designed for doors that may have a monitoring function retrofitted at a later time.

Self-locking panic locks (SBP) narrow style

Panic function B

**SBP lock N7503 - self-locking panic lock**

Euro profile cylinder, double-leaf with top locking, follower 9 mm, distance 92 mm,
DIN L/R

Backset

30 mm
35 mm
40 mm
45 mm

1
2
3
4

Function / Option

Standard
3 mm latch bolt protrusion
5 mm latch bolt protrusion

00
03
05

Item	Face plate shape	Face plate length	Door system	Top locking	Monitoring	Order no.
SBP lock	F3 x 20 mm	320 mm	Double-leaf door	Yes	No	N 7 5 0 3 4 * * 9 5 * 0 0 0 4
SBP lock	F3 x 24 mm	320 mm	Double-leaf door	Yes	No	N 7 5 0 3 4 * * 9 5 * 0 0 0 3
SBP lock	U6 x 24 mm	320 mm	Double-leaf door	Yes	No	N 7 5 0 3 4 * * 9 5 * 0 0 0 6
SBP lock	F3 x 20 mm	370 mm	Double-leaf door	Yes	no - but prepared	N 7 5 0 3 4 * * 9 5 * 0 0 0 B
SBP lock	F3 x 24 mm	370 mm	Double-leaf door	Yes	no - but prepared	N 7 5 0 3 4 * * 9 5 * 0 0 0 A
SBP lock	U6 x 24 mm	370 mm	Double-leaf door	Yes	no - but prepared	N 7 5 0 3 4 * * 9 5 * 0 0 0 C

Note: For U-Face plate shaped versions, the end caps are included in the scope of supply. Please note that the backset is shortened by 1 mm for U-Face plate shaped versions. If variants with „no - but prepared“ are selected, the face plate is extended by 50 mm to the bottom. This version is designed for doors that may have a monitoring function retrofitted at a later time.

SBP lock N7503 - self-locking panic lock

Swiss round cylinders, double-leaf with top locking, follower 9 mm, distance 94 mm,
DIN L/R

Backset

30 mm
35 mm
40 mm
45 mm

1
2
3
4

Function / Option

Standard
3 mm latch bolt protrusion
5 mm latch bolt protrusion

00
03
05

Item	Face plate shape	Face plate length	Door system	Top locking	Monitoring	Order no.
SBP lock	F3 x 20 mm	320 mm	Double-leaf door	Yes	No	N 7 5 0 3 4 * * 9 9 * 0 0 0 4
SBP lock	F3 x 24 mm	320 mm	Double-leaf door	Yes	No	N 7 5 0 3 4 * * 9 9 * 0 0 0 3
SBP lock	U6 x 24 mm	320 mm	Double-leaf door	Yes	No	N 7 5 0 3 4 * * 9 9 * 0 0 0 6
SBP lock	F3 x 20 mm	370 mm	Double-leaf door	Yes	no - but prepared	N 7 5 0 3 4 * * 9 9 * 0 0 0 B
SBP lock	F3 x 24 mm	370 mm	Double-leaf door	Yes	no - but prepared	N 7 5 0 3 4 * * 9 9 * 0 0 0 A
SBP lock	U6 x 24 mm	370 mm	Double-leaf door	Yes	no - but prepared	N 7 5 0 3 4 * * 9 9 * 0 0 0 C

Note: For U-Face plate shaped versions, the end caps are included in the scope of supply. Please note that the backset is shortened by 1 mm for U-Face plate shaped versions. If variants with „no - but prepared“ are selected, the face plate is extended by 50 mm to the bottom. This version is designed for doors that may have a monitoring function retrofitted at a later time.

Self-locking panic locks (SBP) narrow style

Panic function B



SBP lock N7501 - self-locking panic lock
Euro profile cylinder, single-leaf with top locking and monitoring function,
follower 9 mm, distance 92 mm, DIN L/R

Function / Option
Monitoring
Monitoring + 3 mm latch bolt protrusion
Monitoring + 5 mm latch bolt protrusion

Backset
30 mm
35 mm
40 mm
45 mm

1
2
3
4
12
13
15

Item	Face plate shape	Face plate length	Door system	Top locking	Monitoring	Order no.
SBP lock	F3 x 20 mm	370 mm	Single-leaf door	Yes	Yes	N 7 5 0 1 4 * * 9 5 * 0 0 0 B
SBP lock	F3 x 24 mm	370 mm	Single-leaf door	Yes	Yes	N 7 5 0 1 4 * * 9 5 * 0 0 0 A
SBP lock	U6 x 24 mm	370 mm	Single-leaf door	Yes	Yes	N 7 5 0 1 4 * * 9 5 * 0 0 0 C

Note: For U-Face plate shaped versions, the end caps are included in the scope of supply. Please note that the backset is shortened by 1 mm for U-Face plate shaped versions.

SBP lock N7501 - self-locking panic lock
Swiss round cylinders, single-leaf with top locking and monitoring function,
follower 9 mm, distance 94 mm, DIN L/R

Function / Option
Monitoring
Monitoring + 3 mm latch bolt protrusion
Monitoring + 5 mm latch bolt protrusion

Backset
30 mm
35 mm
40 mm
45 mm

1
2
3
4
12
13
15

Item	Face plate shape	Face plate length	Door system	Top locking	Monitoring	Order no.
SBP lock	F3 x 20 mm	370 mm	Single-leaf door	Yes	Yes	N 7 5 0 1 4 * * 9 9 * 0 0 0 B
SBP lock	F3 x 24 mm	370 mm	Single-leaf door	Yes	Yes	N 7 5 0 1 4 * * 9 9 * 0 0 0 A
SBP lock	U6 x 24 mm	370 mm	Single-leaf door	Yes	Yes	N 7 5 0 1 4 * * 9 9 * 0 0 0 C

Note: For U-Face plate shaped versions, the end caps are included in the scope of supply. Please note that the backset is shortened by 1 mm for U-Face plate shaped versions.

Self-locking panic locks (SBP) narrow style

Panic function B



SBP lock N7503 - self-locking panic lock

Euro profile cylinder, double-leaf with top locking and monitoring function, follower 9 mm, distance 92 mm, DIN L/R

Function / Option

Monitoring
Monitoring + 3 mm latch bolt protrusion
Monitoring + 5 mm latch bolt protrusion

Backset

30 mm
35 mm
40 mm
45 mm

Item	Face plate shape	Face plate length	Door system	Top locking	Monitoring	Order no.
SBP lock	F3 x 20 mm	370 mm	Double-leaf door	Yes	Yes	N 7 5 0 3 4 * * 9 5 * 0 0 0 B
SBP lock	F3 x 24 mm	370 mm	Double-leaf door	Yes	Yes	N 7 5 0 3 4 * * 9 5 * 0 0 0 A
SBP lock	U6 x 24 mm	370 mm	Double-leaf door	Yes	Yes	N 7 5 0 3 4 * * 9 5 * 0 0 0 C

Note: For U-Face plate shaped versions, the end caps are included in the scope of supply. Please note that the backset is shortened by 1 mm for U-Face plate shaped versions.

SBP lock N7503 - self-locking panic lock

Swiss round cylinders, double-leaf with top locking and monitoring function, follower 9 mm, distance 94 mm, DIN L/R

Function / Option

Monitoring
Monitoring + 3 mm latch bolt protrusion
Monitoring + 5 mm latch bolt protrusion

Backset

30 mm
35 mm
40 mm
45 mm

Item	Face plate shape	Face plate length	Door system	Top locking	Monitoring	Order no.
SBP lock	F3 x 20 mm	370 mm	Double-leaf door	Yes	Yes	N 7 5 0 3 4 * * 9 9 * 0 0 0 B
SBP lock	F3 x 24 mm	370 mm	Double-leaf door	Yes	Yes	N 7 5 0 3 4 * * 9 9 * 0 0 0 A
SBP lock	U6 x 24 mm	370 mm	Double-leaf door	Yes	Yes	N 7 5 0 3 4 * * 9 9 * 0 0 0 C

Note: For U-Face plate shaped versions, the end caps are included in the scope of supply. Please note that the backset is shortened by 1 mm for U-Face plate shaped versions.

Self-locking panic locks (SBP) narrow style

Panic function C

**SBP lock N7504 - self-locking panic lock**

Euro profile cylinders, single-leaf, follower 9 mm, distance 92 mm, DIN L/R

Backset30 mm
35 mm
40 mm
45 mm1
2
3
4**Function / Option**Standard
3 mm latch bolt protrusion
5 mm latch bolt protrusion00
03
05

Item	Face plate shape	Face plate length	Door system	Top locking	Monitoring	Order no.
SBP lock	F3 x 20 mm	270 mm	Single-leaf door	No	No	N 7 5 0 4 4 * * 9 5 * 0 0 0 2
SBP lock	F3 x 24 mm	270 mm	Single-leaf door	No	No	N 7 5 0 4 4 * * 9 5 * 0 0 0 1
SBP lock	U6 x 24 mm	270 mm	Single-leaf door	No	No	N 7 5 0 4 4 * * 9 5 * 0 0 0 5
SBP lock	F3 x 20 mm	320 mm	Single-leaf door	No	no - but prepared	N 7 5 0 4 4 * * 9 5 * 0 0 0 4
SBP lock	F3 x 24 mm	320 mm	Single-leaf door	No	no - but prepared	N 7 5 0 4 4 * * 9 5 * 0 0 0 3
SBP lock	U6 x 24 mm	320 mm	Single-leaf door	No	no - but prepared	N 7 5 0 4 4 * * 9 5 * 0 0 0 6

Note: For U-Face plate shaped versions, the end caps are included in the scope of supply. Please note that the backset is shortened by 1mm for U-Face plate shaped versions. If variants with „no - but prepared“ are selected, the face plate is extended by 50 mm to the bottom. This version is designed for doors that may have a monitoring function retrofitted at a later time.

SBP lock N7504 - self-locking panic lock

Swiss round cylinders, single-leaf, follower 9 mm, distance 94 mm, DIN L/R

Backset30 mm
35 mm
40 mm
45 mm1
2
3
4**Function / Option**Standard
3 mm latch bolt protrusion
5 mm latch bolt protrusion00
03
05

Item	Face plate shape	Face plate length	Door system	Top locking	Monitoring	Order no.
SBP lock	F3 x 20 mm	270 mm	Single-leaf door	No	No	N 7 5 0 4 4 * * 9 9 * 0 0 0 2
SBP lock	F3 x 24 mm	270 mm	Single-leaf door	No	No	N 7 5 0 4 4 * * 9 9 * 0 0 0 1
SBP lock	U6 x 24 mm	270 mm	Single-leaf door	No	No	N 7 5 0 4 4 * * 9 9 * 0 0 0 5
SBP lock	F3 x 20 mm	320 mm	Single-leaf door	No	no - but prepared	N 7 5 0 4 4 * * 9 9 * 0 0 0 4
SBP lock	F3 x 24 mm	320 mm	Single-leaf door	No	no - but prepared	N 7 5 0 4 4 * * 9 9 * 0 0 0 3
SBP lock	U6 x 24 mm	320 mm	Single-leaf door	No	no - but prepared	N 7 5 0 4 4 * * 9 9 * 0 0 0 6

Note: For U-Face plate shaped versions, the end caps are included in the scope of supply. Please note that the backset is shortened by 1mm for U-Face plate shaped versions. If variants with „no - but prepared“ are selected, the face plate is extended by 50 mm to the bottom. This version is designed for doors that may have a monitoring function retrofitted at a later time.

Self-locking panic locks (SBP) narrow style

Panic function C

**SBP lock N7506 - self-locking panic lock**

Euro profile cylinders, double-leaf, follower 9 mm, distance 92 mm, DIN L/R

Backset30 mm
35 mm
40 mm
45 mm1
2
3
4**Function / Option**Standard
3 mm latch bolt protrusion
5 mm latch bolt protrusion00
03
05

Item	Face plate shape	Face plate length	Door system	Top locking	Monitoring	Order no.
SBP lock	F3 x 20 mm	270 mm	Double-leaf door	No	No	N 7 5 0 6 4 * * 9 5 * 0 0 0 2
SBP lock	F3 x 24 mm	270 mm	Double-leaf door	No	No	N 7 5 0 6 4 * * 9 5 * 0 0 0 1
SBP lock	U6 x 24 mm	270 mm	Double-leaf door	No	No	N 7 5 0 6 4 * * 9 5 * 0 0 0 5
SBP lock	F3 x 20 mm	320 mm	Double-leaf door	No	no - but prepared	N 7 5 0 6 4 * * 9 5 * 0 0 0 4
SBP lock	F3 x 24 mm	320 mm	Double-leaf door	No	no - but prepared	N 7 5 0 6 4 * * 9 5 * 0 0 0 3
SBP lock	U6 x 24 mm	320 mm	Double-leaf door	No	no - but prepared	N 7 5 0 6 4 * * 9 5 * 0 0 0 6

Note: For U-Face plate shaped versions, the end caps are included in the scope of supply. Please note that the backset is shortened by 1mm for U-Face plate shaped versions. If variants with „no - but prepared“ are selected, the face plate is extended by 50 mm to the bottom. This version is designed for doors that may have a monitoring function retrofitted at a later time.

SBP lock N7506 - self-locking panic lock

Swiss round cylinders, double-leaf, follower 9 mm, distance 94 mm, DIN L/R

Backset30 mm
35 mm
40 mm
45 mm1
2
3
4**Function / Option**Standard
3 mm latch bolt protrusion
5 mm latch bolt protrusion00
03
05

Item	Face plate shape	Face plate length	Door system	Top locking	Monitoring	Order no.
SBP lock	F3 x 20 mm	270 mm	Double-leaf door	No	No	N 7 5 0 6 4 * * 9 9 * 0 0 0 2
SBP lock	F3 x 24 mm	270 mm	Double-leaf door	No	No	N 7 5 0 6 4 * * 9 9 * 0 0 0 1
SBP lock	U6 x 24 mm	270 mm	Double-leaf door	No	No	N 7 5 0 6 4 * * 9 9 * 0 0 0 5
SBP lock	F3 x 20 mm	320 mm	Double-leaf door	No	no - but prepared	N 7 5 0 6 4 * * 9 9 * 0 0 0 4
SBP lock	F3 x 24 mm	320 mm	Double-leaf door	No	no - but prepared	N 7 5 0 6 4 * * 9 9 * 0 0 0 3
SBP lock	U6 x 24 mm	320 mm	Double-leaf door	No	no - but prepared	N 7 5 0 6 4 * * 9 9 * 0 0 0 6

Note: For U-Face plate shaped versions, the end caps are included in the scope of supply. Please note that the backset is shortened by 1mm for U-Face plate shaped versions. If variants with „no - but prepared“ are selected, the face plate is extended by 50 mm to the bottom. This version is designed for doors that may have a monitoring function retrofitted at a later time.

Self-locking panic locks (SBP) narrow style

Panic function C



SBP lock N7504 - self-locking panic lock

Euro profile cylinders, single-leaf with monitoring function, follower 9 mm, distance 92 mm, DIN L/R

Function / Option
Monitoring
Monitoring + 3 mm latch bolt protrusion
Monitoring + 5 mm latch bolt protrusion

Backset
30 mm
35 mm
40 mm
45 mm

1
2
3
4

12
13
15

Item	Face plate shape	Face plate length	Door system	Top locking	Monitoring	Order no.
SBP lock	F3 x 20 mm	320 mm	Single-leaf door	No	Yes	N 7 5 0 4 4 * * 9 5 * 0 0 0 4
SBP lock	F3 x 24 mm	320 mm	Single-leaf door	No	Yes	N 7 5 0 4 4 * * 9 5 * 0 0 0 3
SBP lock	U6 x 24 mm	320 mm	Single-leaf door	No	Yes	N 7 5 0 4 4 * * 9 5 * 0 0 0 6

Note: For U-Face plate shaped versions, the end caps are included in the scope of supply. Please note that the backset is shortened by 1mm for U-Face plate shaped versions.

SBP lock N7504 - self-locking panic lock

Swiss round cylinders, single-leaf with monitoring function, follower 9 mm, distance 94 mm, DIN L/R

Function / Option
Monitoring
Monitoring + 3 mm latch bolt protrusion
Monitoring + 5 mm latch bolt protrusion

Backset
30 mm
35 mm
40 mm
45 mm

1
2
3
4

12
13
15

Item	Face plate shape	Face plate length	Door system	Top locking	Monitoring	Order no.
SBP lock	F3 x 20 mm	320 mm	Single-leaf door	No	Yes	N 7 5 0 4 4 * * 9 9 * 0 0 0 4
SBP lock	F3 x 24 mm	320 mm	Single-leaf door	No	Yes	N 7 5 0 4 4 * * 9 9 * 0 0 0 3
SBP lock	U6 x 24 mm	320 mm	Single-leaf door	No	Yes	N 7 5 0 4 4 * * 9 9 * 0 0 0 6

Note: For U-Face plate shaped versions, the end caps are included in the scope of supply. Please note that the backset is shortened by 1mm for U-Face plate shaped versions.

Self-locking panic locks (SBP) narrow style

Panic function C



SBP lock N7506 - self-locking panic lock

Euro profile cylinders, double-leaf with monitoring function, follower 9 mm, distance 92 mm, DIN L/R

Function / Option

Monitoring
Monitoring + 3 mm latch bolt protrusion
Monitoring + 5 mm latch bolt protrusion

Backset

30 mm
35 mm
40 mm
45 mm

Item	Face plate shape	Face plate length	Door system	Top locking	Monitoring	Order no.
SBP lock	F3 x 20 mm	320 mm	Double-leaf door	No	Yes	N 7 5 0 6 4 * * 9 5 * 0 0 0 4
SBP lock	F3 x 24 mm	320 mm	Double-leaf door	No	Yes	N 7 5 0 6 4 * * 9 5 * 0 0 0 3
SBP lock	U6 x 24 mm	320 mm	Double-leaf door	No	Yes	N 7 5 0 6 4 * * 9 5 * 0 0 0 6

Note: For U-Face plate shaped versions, the end caps are included in the scope of supply. Please note that the backset is shortened by 1 mm for U-Face plate shaped versions.

SBP lock N7506 - self-locking panic lock

Swiss round cylinders, double-leaf with monitoring function, follower 9 mm, distance 94 mm, DIN L/R

Function / Option

Monitoring
Monitoring + 3 mm latch bolt protrusion
Monitoring + 5 mm latch bolt protrusion

Backset

30 mm
35 mm
40 mm
45 mm

Item	Face plate shape	Face plate length	Door system	Top locking	Monitoring	Order no.
SBP lock	F3 x 20 mm	320 mm	Double-leaf door	No	Yes	N 7 5 0 6 4 * * 9 9 * 0 0 0 4
SBP lock	F3 x 24 mm	320 mm	Double-leaf door	No	Yes	N 7 5 0 6 4 * * 9 9 * 0 0 0 3
SBP lock	U6 x 24 mm	320 mm	Double-leaf door	No	Yes	N 7 5 0 6 4 * * 9 9 * 0 0 0 6

Note: For U-Face plate shaped versions, the end caps are included in the scope of supply. Please note that the backset is shortened by 1 mm for U-Face plate shaped versions.

Self-locking panic locks (SBP) narrow style

Panic function C

**SBP lock N7505 - self-locking panic lock**

Euro profile cylinder, single-leaf with top locking, follower 9 mm, distance 92 mm,
DIN L/R

Backset

30 mm
35 mm
40 mm
45 mm

1
2
3
4

Function / Option

Standard
3 mm latch bolt protrusion
5 mm latch bolt protrusion

00
03
05

Item	Face plate shape	Face plate length	Door system	Top locking	Monitoring	Order no.
SBP lock	F3 x 20 mm	320 mm	Single-leaf door	Yes	No	N 7 5 0 5 4 * * 9 5 * 0 0 0 4
SBP lock	F3 x 24 mm	320 mm	Single-leaf door	Yes	No	N 7 5 0 5 4 * * 9 5 * 0 0 0 3
SBP lock	U6 x 24 mm	320 mm	Single-leaf door	Yes	No	N 7 5 0 5 4 * * 9 5 * 0 0 0 6
SBP lock	F3 x 20 mm	370 mm	Single-leaf door	Yes	no - but prepared	N 7 5 0 5 4 * * 9 5 * 0 0 0 B
SBP lock	F3 x 24 mm	370 mm	Single-leaf door	Yes	no - but prepared	N 7 5 0 5 4 * * 9 5 * 0 0 0 A
SBP lock	U6 x 24 mm	370 mm	Single-leaf door	Yes	no - but prepared	N 7 5 0 5 4 * * 9 5 * 0 0 0 C

Note: For U-Face plate shaped versions, the end caps are included in the scope of supply. Please note that the backset is shortened by 1mm for U-Face plate shaped versions. If variants with „no - but prepared“ are selected, the face plate is extended by 50 mm to the bottom. This version is designed for doors that may have a monitoring function retrofitted at a later time.

SBP lock N7505 - self-locking panic lock

Swiss round cylinders, single-leaf with top locking, follower 9 mm, distance 94 mm,
DIN L/R

Backset

30 mm
35 mm
40 mm
45 mm

1
2
3
4

Function / Option

Standard
3 mm latch bolt protrusion
5 mm latch bolt protrusion

00
03
05

Item	Face plate shape	Face plate length	Door system	Top locking	Monitoring	Order no.
SBP lock	F3 x 20 mm	320 mm	Single-leaf door	Yes	No	N 7 5 0 5 4 * * 9 9 * 0 0 0 4
SBP lock	F3 x 24 mm	320 mm	Single-leaf door	Yes	No	N 7 5 0 5 4 * * 9 9 * 0 0 0 3
SBP lock	U6 x 24 mm	320 mm	Single-leaf door	Yes	No	N 7 5 0 5 4 * * 9 9 * 0 0 0 6
SBP lock	F3 x 20 mm	370 mm	Single-leaf door	Yes	no - but prepared	N 7 5 0 5 4 * * 9 9 * 0 0 0 B
SBP lock	F3 x 24 mm	370 mm	Single-leaf door	Yes	no - but prepared	N 7 5 0 5 4 * * 9 9 * 0 0 0 A
SBP lock	U6 x 24 mm	370 mm	Single-leaf door	Yes	no - but prepared	N 7 5 0 5 4 * * 9 9 * 0 0 0 C

Note: For U-Face plate shaped versions, the end caps are included in the scope of supply. Please note that the backset is shortened by 1mm for U-Face plate shaped versions. If variants with „no - but prepared“ are selected, the face plate is extended by 50 mm to the bottom. This version is designed for doors that may have a monitoring function retrofitted at a later time.

Self-locking panic locks (SBP) narrow style

Panic function C

**SBP lock N7507 - self-locking panic lock**

Euro profile cylinder, double-leaf with top locking, follower 9 mm, distance 92 mm,
DIN L/R

Backset

30 mm
35 mm
40 mm
45 mm

1
2
3
4

Function / Option

Standard
3 mm latch bolt protrusion
5 mm latch bolt protrusion

00
03
05

Item	Face plate shape	Face plate length	Door system	Top locking	Monitoring	Order no.
SBP lock	F3 x 20 mm	320 mm	Double-leaf door	Yes	No	N 7 5 0 7 4 * * 9 5 * 0 0 0 4
SBP lock	F3 x 24 mm	320 mm	Double-leaf door	Yes	No	N 7 5 0 7 4 * * 9 5 * 0 0 0 3
SBP lock	U6 x 24 mm	320 mm	Double-leaf door	Yes	No	N 7 5 0 7 4 * * 9 5 * 0 0 0 6
SBP lock	F3 x 20 mm	370 mm	Double-leaf door	Yes	no - but prepared	N 7 5 0 7 4 * * 9 5 * 0 0 0 B
SBP lock	F3 x 24 mm	370 mm	Double-leaf door	Yes	no - but prepared	N 7 5 0 7 4 * * 9 5 * 0 0 0 A
SBP lock	U6 x 24 mm	370 mm	Double-leaf door	Yes	no - but prepared	N 7 5 0 7 4 * * 9 5 * 0 0 0 C

Note: For U-Face plate shaped versions, the end caps are included in the scope of supply. Please note that the backset is shortened by 1mm for U-Face plate shaped versions. If variants with „no - but prepared“ are selected, the face plate is extended by 50 mm to the bottom. This version is designed for doors that may have a monitoring function retrofitted at a later time.

SBP lock N7507 - self-locking panic lock

Swiss round cylinders, double-leaf with top locking, follower 9 mm, distance 94 mm,
DIN L/R

Backset

30 mm
35 mm
40 mm
45 mm

1
2
3
4

Function / Option

Standard
3 mm latch bolt protrusion
5 mm latch bolt protrusion

00
03
05

Item	Face plate shape	Face plate length	Door system	Top locking	Monitoring	Order no.
SBP lock	F3 x 20 mm	320 mm	Double-leaf door	Yes	No	N 7 5 0 7 4 * * 9 9 * 0 0 0 4
SBP lock	F3 x 24 mm	320 mm	Double-leaf door	Yes	No	N 7 5 0 7 4 * * 9 9 * 0 0 0 3
SBP lock	U6 x 24 mm	320 mm	Double-leaf door	Yes	No	N 7 5 0 7 4 * * 9 9 * 0 0 0 6
SBP lock	F3 x 20 mm	370 mm	Double-leaf door	Yes	no - but prepared	N 7 5 0 7 4 * * 9 9 * 0 0 0 B
SBP lock	F3 x 24 mm	370 mm	Double-leaf door	Yes	no - but prepared	N 7 5 0 7 4 * * 9 9 * 0 0 0 A
SBP lock	U6 x 24 mm	370 mm	Double-leaf door	Yes	no - but prepared	N 7 5 0 7 4 * * 9 9 * 0 0 0 C

Note: For U-Face plate shaped versions, the end caps are included in the scope of supply. Please note that the backset is shortened by 1mm for U-Face plate shaped versions. If variants with „no - but prepared“ are selected, the face plate is extended by 50 mm to the bottom. This version is designed for doors that may have a monitoring function retrofitted at a later time.

Self-locking panic locks (SBP) narrow style

Panic function C



SBP lock N7505 - self-locking panic lock

Euro profile cylinder, single-leaf with top locking and monitoring function,
follower 9 mm, distance 92 mm, DIN L/R

Function / Option
Monitoring
Monitoring + 3 mm latch bolt protrusion
Monitoring + 5 mm latch bolt protrusion

Backset
30 mm
35 mm
40 mm
45 mm

12
13
15

1
2
3
4

Item	Face plate shape	Face plate length	Door system	Top locking	Monitoring	Order no.
SBP lock	F3 x 20 mm	370 mm	Single-leaf door	Yes	Yes	N 7 5 0 5 4 * * 9 5 * 0 0 0 B
SBP lock	F3 x 24 mm	370 mm	Single-leaf door	Yes	Yes	N 7 5 0 5 4 * * 9 5 * 0 0 0 A
SBP lock	U6 x 24 mm	370 mm	Single-leaf door	Yes	Yes	N 7 5 0 5 4 * * 9 5 * 0 0 0 C

Note: For U-Face plate shaped versions, the end caps are included in the scope of supply. Please note that the backset is shortened by 1 mm for U-Face plate shaped versions.

SBP lock N7505 - self-locking panic lock

Swiss round cylinders, single-leaf with top locking and monitoring function,
follower 9 mm, distance 94 mm, DIN L/R

Function / Option
Monitoring
Monitoring + 3 mm latch bolt protrusion
Monitoring + 5 mm latch bolt protrusion

Backset
30 mm
35 mm
40 mm
45 mm

12
13
15

1
2
3
4

Item	Face plate shape	Face plate length	Door system	Top locking	Monitoring	Order no.
SBP lock	F3 x 20 mm	370 mm	Single-leaf door	Yes	Yes	N 7 5 0 5 4 * * 9 9 * 0 0 0 B
SBP lock	F3 x 24 mm	370 mm	Single-leaf door	Yes	Yes	N 7 5 0 5 4 * * 9 9 * 0 0 0 A
SBP lock	U6 x 24 mm	370 mm	Single-leaf door	Yes	Yes	N 7 5 0 5 4 * * 9 9 * 0 0 0 C

Note: For U-Face plate shaped versions, the end caps are included in the scope of supply. Please note that the backset is shortened by 1 mm for U-Face plate shaped versions.

Self-locking panic locks (SBP) narrow style

Panic function C

**SBP lock N7507 - self-locking panic lock**

Euro profile cylinder, double-leaf with top locking and monitoring function,
follower 9 mm, distance 92 mm, DIN L/R

Backset

30 mm
35 mm
40 mm
45 mm

1
2
3
4

Function / Option

Monitoring
Monitoring + 3 mm latch bolt protrusion
Monitoring + 5 mm latch bolt protrusion

12
13
15

Item	Face plate shape	Face plate length	Door system	Top locking	Monitoring	Order no.
SBP lock	F3 x 20 mm	370 mm	Double-leaf door	Yes	Yes	N 7 5 0 7 4 * * 9 5 * 0 0 0 B
SBP lock	F3 x 24 mm	370 mm	Double-leaf door	Yes	Yes	N 7 5 0 7 4 * * 9 5 * 0 0 0 A
SBP lock	U6 x 24 mm	370 mm	Double-leaf door	Yes	Yes	N 7 5 0 7 4 * * 9 5 * 0 0 0 C

Note: For U-Face plate shaped versions, the end caps are included in the scope of supply. Please note that the backset is shortened by 1 mm for U-Face plate shaped versions.

SBP lock N7507 - self-locking panic lock

Swiss round cylinders, double-leaf with top locking and monitoring function,
follower 9 mm, distance 94 mm, DIN L/R

Backset

30 mm
35 mm
40 mm
45 mm

1
2
3
4

Function / Option

Monitoring
Monitoring + 3 mm latch bolt protrusion
Monitoring + 5 mm latch bolt protrusion

12
13
15

Item	Face plate shape	Face plate length	Door system	Top locking	Monitoring	Order no.
SBP lock	F3 x 20 mm	370 mm	Double-leaf door	Yes	Yes	N 7 5 0 7 4 * * 9 9 * 0 0 0 B
SBP lock	F3 x 24 mm	370 mm	Double-leaf door	Yes	Yes	N 7 5 0 7 4 * * 9 9 * 0 0 0 A
SBP lock	U6 x 24 mm	370 mm	Double-leaf door	Yes	Yes	N 7 5 0 7 4 * * 9 9 * 0 0 0 C

Note: For U-Face plate shaped versions, the end caps are included in the scope of supply. Please note that the backset is shortened by 1 mm for U-Face plate shaped versions.

Self-locking panic locks (SBP) narrow style

Panic function E

**SBP lock N7512 - self-locking panic lock**

Euro profile cylinders, single-leaf, follower 9 mm, distance 92 mm, DIN L/R

Backset
 30 mm
 35 mm
 40 mm
 45 mm

 1
 2
 3
 4
Function / Option
 Standard
 3 mm latch bolt protrusion
 5 mm latch bolt protrusion
 Secured latch bolt hold function

 00
 03
 05
 20

Item	Face plate shape	Face plate length	Door system	Top locking	Monitoring	Order no.
SBP lock	F3 x 20 mm	270 mm	Single-leaf door	No	No	N 7 5 1 2 4 * * 9 5 * 0 0 0 2
SBP lock	F3 x 24 mm	270 mm	Single-leaf door	No	No	N 7 5 1 2 4 * * 9 5 * 0 0 0 1
SBP lock	U6 x 24 mm	270 mm	Single-leaf door	No	No	N 7 5 1 2 4 * * 9 5 * 0 0 0 5
SBP lock	F3 x 20 mm	320 mm	Single-leaf door	No	no - but prepared	N 7 5 1 2 4 * * 9 5 * 0 0 0 4
SBP lock	F3 x 24 mm	320 mm	Single-leaf door	No	no - but prepared	N 7 5 1 2 4 * * 9 5 * 0 0 0 3
SBP lock	U6 x 24 mm	320 mm	Single-leaf door	No	no - but prepared	N 7 5 1 2 4 * * 9 5 * 0 0 0 6

Note: For U-Face plate shaped versions, the end caps are included in the scope of supply. Please note that the backset is shortened by 1 mm for U-Face plate shaped versions. If variants with „no - but prepared“ are selected, the face plate is extended by 50 mm to the bottom. This version is designed for doors that may have a monitoring function retrofitted at a later time. Secured latch bolt hold function and latch bolt protrusion (3 - 5 mm) can not be combined. Important: Variants with latch bolt hold function are not suitable for installation in fire doors.

SBP lock N7512 - self-locking panic lock

Swiss round cylinders, single-leaf, follower 9 mm, distance 94 mm, DIN L/R

Backset
 30 mm
 35 mm
 40 mm
 45 mm

 1
 2
 3
 4
Function / Option
 Standard
 3 mm latch bolt protrusion
 5 mm latch bolt protrusion
 Secured latch bolt hold function

 00
 03
 05
 20

Item	Face plate shape	Face plate length	Door system	Top locking	Monitoring	Order no.
SBP lock	F3 x 20 mm	270 mm	Single-leaf door	No	No	N 7 5 1 2 4 * * 9 9 * 0 0 0 2
SBP lock	F3 x 24 mm	270 mm	Single-leaf door	No	No	N 7 5 1 2 4 * * 9 9 * 0 0 0 1
SBP lock	U6 x 24 mm	270 mm	Single-leaf door	No	No	N 7 5 1 2 4 * * 9 9 * 0 0 0 5
SBP lock	F3 x 20 mm	320 mm	Single-leaf door	No	no - but prepared	N 7 5 1 2 4 * * 9 9 * 0 0 0 4
SBP lock	F3 x 24 mm	320 mm	Single-leaf door	No	no - but prepared	N 7 5 1 2 4 * * 9 9 * 0 0 0 3
SBP lock	U6 x 24 mm	320 mm	Single-leaf door	No	no - but prepared	N 7 5 1 2 4 * * 9 9 * 0 0 0 6

Note: For U-Face plate shaped versions, the end caps are included in the scope of supply. Please note that the backset is shortened by 1 mm for U-Face plate shaped versions. If variants with „no - but prepared“ are selected, the face plate is extended by 50 mm to the bottom. This version is designed for doors that may have a monitoring function retrofitted at a later time. Secured latch bolt hold function and latch bolt protrusion (3 - 5 mm) can not be combined. Important: Variants with latch bolt hold function are not suitable for installation in fire doors.

Self-locking panic locks (SBP) narrow style

Panic function E

**SBP lock N7514 - self-locking panic lock**

Euro profile cylinders, double-leaf, follower 9 mm, distance 92 mm, DIN L/R

Backset30 mm
35 mm
40 mm
45 mm1
2
3
4**Function / Option**Standard
3 mm latch bolt protrusion
5 mm latch bolt protrusion
Secured latch bolt hold function00
03
05
20

Item	Face plate shape	Face plate length	Door system	Top locking	Monitoring	Order no.
SBP lock	F3 x 20 mm	270 mm	Double-leaf door	No	No	N 7 5 1 4 4 * * 9 5 * 0 0 0 2
SBP lock	F3 x 24 mm	270 mm	Double-leaf door	No	No	N 7 5 1 4 4 * * 9 5 * 0 0 0 1
SBP lock	U6 x 24 mm	270 mm	Double-leaf door	No	No	N 7 5 1 4 4 * * 9 5 * 0 0 0 5
SBP lock	F3 x 20 mm	320 mm	Double-leaf door	No	no - but prepared	N 7 5 1 4 4 * * 9 5 * 0 0 0 4
SBP lock	F3 x 24 mm	320 mm	Double-leaf door	No	no - but prepared	N 7 5 1 4 4 * * 9 5 * 0 0 0 3
SBP lock	U6 x 24 mm	320 mm	Double-leaf door	No	no - but prepared	N 7 5 1 4 4 * * 9 5 * 0 0 0 6

Note: For U-Face plate shaped versions, the end caps are included in the scope of supply. Please note that the backset is shortened by 1 mm for U-Face plate shaped versions. If variants with „no - but prepared“ are selected, the face plate is extended by 50 mm to the bottom. This version is designed for doors that may have a monitoring function retrofitted at a later time. Secured latch bolt hold function and latch bolt protrusion (3 - 5 mm) can not be combined. Important: Variants with latch bolt hold function are not suitable for installation in fire doors.

SBP lock N7514 - self-locking panic lock

Swiss round cylinders, double-leaf, follower 9 mm, distance 94 mm, DIN L/R

Backset30 mm
35 mm
40 mm
45 mm1
2
3
4**Function / Option**Standard
3 mm latch bolt protrusion
5 mm latch bolt protrusion
Secured latch bolt hold function00
03
05
20

Item	Face plate shape	Face plate length	Door system	Top locking	Monitoring	Order no.
SBP lock	F3 x 20 mm	270 mm	Double-leaf door	No	No	N 7 5 1 4 4 * * 9 9 * 0 0 0 2
SBP lock	F3 x 24 mm	270 mm	Double-leaf door	No	No	N 7 5 1 4 4 * * 9 9 * 0 0 0 1
SBP lock	U6 x 24 mm	270 mm	Double-leaf door	No	No	N 7 5 1 4 4 * * 9 9 * 0 0 0 5
SBP lock	F3 x 20 mm	320 mm	Double-leaf door	No	no - but prepared	N 7 5 1 4 4 * * 9 9 * 0 0 0 4
SBP lock	F3 x 24 mm	320 mm	Double-leaf door	No	no - but prepared	N 7 5 1 4 4 * * 9 9 * 0 0 0 3
SBP lock	U6 x 24 mm	320 mm	Double-leaf door	No	no - but prepared	N 7 5 1 4 4 * * 9 9 * 0 0 0 6

Note: For U-Face plate shaped versions, the end caps are included in the scope of supply. Please note that the backset is shortened by 1 mm for U-Face plate shaped versions. If variants with „no - but prepared“ are selected, the face plate is extended by 50 mm to the bottom. This version is designed for doors that may have a monitoring function retrofitted at a later time. Secured latch bolt hold function and latch bolt protrusion (3 - 5 mm) can not be combined. Important: Variants with latch bolt hold function are not suitable for installation in fire doors.

Self-locking panic locks (SBP) narrow style

Panic function E



SBP lock N7512 - self-locking panic lock

Euro profile cylinders, single-leaf with monitoring function, follower 9 mm, distance 92 mm, DIN L/R

Function / Option

- Monitoring
- Monitoring + 3 mm latch bolt protrusion
- Monitoring + 5 mm latch bolt protrusion
- Secured latch bolt hold function + monitoring

Backset

- 30 mm
- 35 mm
- 40 mm
- 45 mm

- 1
- 2
- 3
- 4

- 12
- 13
- 15
- 22

Item	Face plate shape	Face plate length	Door system	Top locking	Monitoring	Order no.
SBP lock	F3 x 20 mm	320 mm	Single-leaf door	No	Yes	N 7 5 1 2 4 * * 9 5 * 0 0 0 4
SBP lock	F3 x 24 mm	320 mm	Single-leaf door	No	Yes	N 7 5 1 2 4 * * 9 5 * 0 0 0 3
SBP lock	U6 x 24 mm	320 mm	Single-leaf door	No	Yes	N 7 5 1 2 4 * * 9 5 * 0 0 0 6

Note: For U-Face plate shaped versions, the end caps are included in the scope of supply. Please note that the backset is shortened by 1mm for U-Face plate shaped versions. Secured latch bolt hold function and latch bolt protrusion (3 - 5 mm) can not be combined. Important: Variants with deadbolt locking are not suitable for installation in fire doors.

SBP lock N7512 - self-locking panic lock

Swiss round cylinders, single-leaf with monitoring function, follower 9 mm, distance 94 mm, DIN L/R

Function / Option

- Monitoring
- Monitoring + 3 mm latch bolt protrusion
- Monitoring + 5 mm latch bolt protrusion
- Secured latch bolt hold function + monitoring

Backset

- 30 mm
- 35 mm
- 40 mm
- 45 mm

- 1
- 2
- 3
- 4

- 12
- 13
- 15
- 22

Item	Face plate shape	Face plate length	Door system	Top locking	Monitoring	Order no.
SBP lock	F3 x 20 mm	320 mm	Single-leaf door	No	Yes	N 7 5 1 2 4 * * 9 9 * 0 0 0 4
SBP lock	F3 x 24 mm	320 mm	Single-leaf door	No	Yes	N 7 5 1 2 4 * * 9 9 * 0 0 0 3
SBP lock	U6 x 24 mm	320 mm	Single-leaf door	No	Yes	N 7 5 1 2 4 * * 9 9 * 0 0 0 6

Note: For U-Face plate shaped versions, the end caps are included in the scope of supply. Please note that the backset is shortened by 1mm for U-Face plate shaped versions. Secured latch bolt hold function and latch bolt protrusion (3 - 5 mm) can not be combined. Important: Variants with deadbolt locking are not suitable for installation in fire doors.

Self-locking panic locks (SBP) narrow style

Panic function E

**SBP lock N7514 - self-locking panic lock**

Euro profile cylinders, double-leaf with monitoring function, follower 9 mm, distance 92 mm, DIN L/R

Function / Option

Monitoring
Monitoring + 3 mm latch bolt protrusion
Monitoring + 5 mm latch bolt protrusion
Secured latch bolt hold function + monitoring

Backset

30 mm
35 mm
40 mm
45 mm

Item	Face plate shape	Face plate length	Door system	Top locking	Monitoring	Order no.
SBP lock	F3 x 20 mm	320 mm	Double-leaf door	No	Yes	N 7 5 1 4 4 * * 9 5 * 0 0 0 4
SBP lock	F3 x 24 mm	320 mm	Double-leaf door	No	Yes	N 7 5 1 4 4 * * 9 5 * 0 0 0 3
SBP lock	U6 x 24 mm	320 mm	Double-leaf door	No	Yes	N 7 5 1 4 4 * * 9 5 * 0 0 0 6

Note: For U-Face plate shaped versions, the end caps are included in the scope of supply. Please note that the backset is shortened by 1 mm for U-Face plate shaped versions. Secured latch bolt hold function and latch bolt protrusion (3 - 5 mm) can not be combined. Important: Variants with deadbolt locking are not suitable for installation in fire doors.

SBP lock N7514 - self-locking panic lock

Swiss round cylinders, double-leaf with monitoring function, follower 9 mm, distance 94 mm, DIN L/R

Function / Option

Monitoring
Monitoring + 3 mm latch bolt protrusion
Monitoring + 5 mm latch bolt protrusion
Secured latch bolt hold function + monitoring

Backset

30 mm
35 mm
40 mm
45 mm

Item	Face plate shape	Face plate length	Door system	Top locking	Monitoring	Order no.
SBP lock	F3 x 20 mm	320 mm	Double-leaf door	No	Yes	N 7 5 1 4 4 * * 9 9 * 0 0 0 4
SBP lock	F3 x 24 mm	320 mm	Double-leaf door	No	Yes	N 7 5 1 4 4 * * 9 9 * 0 0 0 3
SBP lock	U6 x 24 mm	320 mm	Double-leaf door	No	Yes	N 7 5 1 4 4 * * 9 9 * 0 0 0 6

Note: For U-Face plate shaped versions, the end caps are included in the scope of supply. Please note that the backset is shortened by 1 mm for U-Face plate shaped versions. Secured latch bolt hold function and latch bolt protrusion (3 - 5 mm) can not be combined. Important: Variants with deadbolt locking are not suitable for installation in fire doors.

Self-locking panic locks (SBP) narrow style

Panic function E



SBP lock N7513 - self-locking panic lock

Euro profile cylinder, single-leaf with top locking, follower 9 mm, distance 92 mm,
DIN L/R

Backset
30 mm
35 mm
40 mm
45 mm

1
2
3
4

Function / Option

Standard
3 mm latch bolt protrusion
5 mm latch bolt protrusion
Secured latch bolt hold function

00
03
05
20

Item	Face plate shape	Face plate length	Door system	Top locking	Monitoring	Order no.
SBP lock	F3 x 20 mm	320 mm	Single-leaf door	Yes	No	N 7 5 1 3 4 * * 9 5 * 0 0 0 4
SBP lock	F3 x 24 mm	320 mm	Single-leaf door	Yes	No	N 7 5 1 3 4 * * 9 5 * 0 0 0 3
SBP lock	U6 x 24 mm	320 mm	Single-leaf door	Yes	No	N 7 5 1 3 4 * * 9 5 * 0 0 0 6
SBP lock	F3 x 20 mm	370 mm	Single-leaf door	Yes	no - but prepared	N 7 5 1 3 4 * * 9 5 * 0 0 0 B
SBP lock	F3 x 24 mm	370 mm	Single-leaf door	Yes	no - but prepared	N 7 5 1 3 4 * * 9 5 * 0 0 0 A
SBP lock	U6 x 24 mm	370 mm	Single-leaf door	Yes	no - but prepared	N 7 5 1 3 4 * * 9 5 * 0 0 0 C

Note: For U-Face plate shaped versions, the end caps are included in the scope of supply. Please note that the backset is shortened by 1 mm for U-Face plate shaped versions. If variants with no - but prepared are selected, the face plate is extended by 50 mm to the bottom. This version is designed for doors that may have a monitoring function retrofitted at a later time. Secured latch bolt hold function and latch bolt protrusion (3 - 5 mm) can not be combined. Important: Variants with deadbolt locking are not suitable for installation in fire doors.

SBP lock N7513 - self-locking panic lock

Swiss round cylinders, single-leaf with top locking, follower 9 mm, distance 94 mm,
DIN L/R

Backset
30 mm
35 mm
40 mm
45 mm

1
2
3
4

Function / Option

Standard
3 mm latch bolt protrusion
5 mm latch bolt protrusion
Secured latch bolt hold function

00
03
05
20

Item	Face plate shape	Face plate length	Door system	Top locking	Monitoring	Order no.
SBP lock	F3 x 20 mm	320 mm	Single-leaf door	Yes	No	N 7 5 1 3 4 * * 9 9 * 0 0 0 4
SBP lock	F3 x 24 mm	320 mm	Single-leaf door	Yes	No	N 7 5 1 3 4 * * 9 9 * 0 0 0 3
SBP lock	U6 x 24 mm	320 mm	Single-leaf door	Yes	No	N 7 5 1 3 4 * * 9 9 * 0 0 0 6
SBP lock	F3 x 20 mm	370 mm	Single-leaf door	Yes	no - but prepared	N 7 5 1 3 4 * * 9 9 * 0 0 0 B
SBP lock	F3 x 24 mm	370 mm	Single-leaf door	Yes	no - but prepared	N 7 5 1 3 4 * * 9 9 * 0 0 0 A
SBP lock	U6 x 24 mm	370 mm	Single-leaf door	Yes	no - but prepared	N 7 5 1 3 4 * * 9 9 * 0 0 0 C

Note: For U-Face plate shaped versions, the end caps are included in the scope of supply. Please note that the backset is shortened by 1 mm for U-Face plate shaped versions. If variants with no - but prepared are selected, the face plate is extended by 50 mm to the bottom. This version is designed for doors that may have a monitoring function retrofitted at a later time. Secured latch bolt hold function and latch bolt protrusion (3 - 5 mm) can not be combined. Important: Variants with deadbolt locking are not suitable for installation in fire doors.

Self-locking panic locks (SBP) narrow style

Panic function E

**SBP lock N7515 - self-locking panic lock**

Euro profile cylinder, double-leaf with top locking, follower 9 mm, distance 92 mm,
DIN L/R

Function / Option

Standard
3 mm latch bolt protrusion
5 mm latch bolt protrusion
Secured latch bolt hold function

Backset

30 mm
35 mm
40 mm
45 mm

1
2
3
4

00
03
05
20

Item	Face plate shape	Face plate length	Door system	Top locking	Monitoring	Order no.
SBP lock	F3 x 20 mm	320 mm	Double-leaf door	Yes	No	N 7 5 1 5 4 * * 9 5 * 0 0 0 4
SBP lock	F3 x 24 mm	320 mm	Double-leaf door	Yes	No	N 7 5 1 5 4 * * 9 5 * 0 0 0 3
SBP lock	U6 x 24 mm	320 mm	Double-leaf door	Yes	No	N 7 5 1 5 4 * * 9 5 * 0 0 0 6
SBP lock	F3 x 20 mm	370 mm	Double-leaf door	Yes	no - but prepared	N 7 5 1 5 4 * * 9 5 * 0 0 0 B
SBP lock	F3 x 24 mm	370 mm	Double-leaf door	Yes	no - but prepared	N 7 5 1 5 4 * * 9 5 * 0 0 0 A
SBP lock	U6 x 24 mm	370 mm	Double-leaf door	Yes	no - but prepared	N 7 5 1 5 4 * * 9 5 * 0 0 0 C

Note: For U-Face plate shaped versions, the end caps are included in the scope of supply. Please note that the backset is shortened by 1mm for U-Face plate shaped versions. If variants with no - but prepared are selected, the face plate is extended by 50 mm to the bottom. This version is designed for doors that may have a monitoring function retrofitted at a later time. Secured latch bolt hold function and latch bolt protrusion (3 - 5 mm) can not be combined. Important: Variants with secured latch bolt hold function are not suitable for installation in fire doors.

SBP lock N7515 - self-locking panic lock

Swiss round cylinders, double-leaf with top locking, follower 9 mm, distance 94 mm,
DIN L/R

Function / Option

Standard
3 mm latch bolt protrusion
5 mm latch bolt protrusion
Secured latch bolt hold function

Backset

30 mm
35 mm
40 mm
45 mm

1
2
3
4

00
03
05
20

Item	Face plate shape	Face plate length	Door system	Top locking	Monitoring	Order no.
SBP lock	F3 x 20 mm	320 mm	Double-leaf door	Yes	No	N 7 5 1 5 4 * * 9 9 * 0 0 0 4
SBP lock	F3 x 24 mm	320 mm	Double-leaf door	Yes	No	N 7 5 1 5 4 * * 9 9 * 0 0 0 3
SBP lock	U6 x 24 mm	320 mm	Double-leaf door	Yes	No	N 7 5 1 5 4 * * 9 9 * 0 0 0 6
SBP lock	F3 x 20 mm	370 mm	Double-leaf door	Yes	no - but prepared	N 7 5 1 5 4 * * 9 9 * 0 0 0 B
SBP lock	F3 x 24 mm	370 mm	Double-leaf door	Yes	no - but prepared	N 7 5 1 5 4 * * 9 9 * 0 0 0 A
SBP lock	U6 x 24 mm	370 mm	Double-leaf door	Yes	no - but prepared	N 7 5 1 5 4 * * 9 9 * 0 0 0 C

Note: For U-Face plate shaped versions, the end caps are included in the scope of supply. Please note that the backset is shortened by 1mm for U-Face plate shaped versions. If variants with no - but prepared are selected, the face plate is extended by 50 mm to the bottom. This version is designed for doors that may have a monitoring function retrofitted at a later time. Secured latch bolt hold function and latch bolt protrusion (3 - 5 mm) can not be combined. Important: Variants with secured latch bolt hold function are not suitable for installation in fire doors.

Self-locking panic locks (SBP) narrow style

Panic function E

**SBP lock N7513 - self-locking panic lock**

Euro profile cylinder, single-leaf with top locking and monitoring function,
follower 9 mm, distance 92 mm, DIN L/R

Backset
30 mm
35 mm
40 mm
45 mm

1
2
3
4

Function / Option

Monitoring
Monitoring + 3 mm latch bolt protrusion
Monitoring + 5 mm latch bolt protrusion
Secured latch bolt hold function + monitoring

12
13
15
22

Item	Face plate shape	Face plate length	Door system	Top locking	Monitoring	Order no.
SBP lock	F3 x 20 mm	370 mm	Single-leaf door	Yes	Yes	N 7 5 1 3 4 * * 9 5 * 0 0 0 B
SBP lock	F3 x 24 mm	370 mm	Single-leaf door	Yes	Yes	N 7 5 1 3 4 * * 9 5 * 0 0 0 A
SBP lock	U6 x 24 mm	370 mm	Single-leaf door	Yes	Yes	N 7 5 1 3 4 * * 9 5 * 0 0 0 C

Note: For U-Face plate shaped versions, the end caps are included in the scope of supply. Please note that the backset is shortened by 1mm for U-Face plate shaped versions. Secured latch bolt hold function and latch bolt protrusion (3 - 5 mm) can not be combined. Important: Variants with secured latch bolt hold function are not suitable for installation in fire doors.

SBP lock N7513 - self-locking panic lock

Swiss round cylinders, single-leaf with top locking and monitoring function,
follower 9 mm, distance 94 mm, DIN L/R

Backset
30 mm
35 mm
40 mm
45 mm

1
2
3
4

Function / Option

Monitoring
Monitoring + 3 mm latch bolt protrusion
Monitoring + 5 mm latch bolt protrusion
Secured latch bolt hold function + monitoring

12
13
15
22

Item	Face plate shape	Face plate length	Door system	Top locking	Monitoring	Order no.
SBP lock	F3 x 20 mm	370 mm	Single-leaf door	Yes	Yes	N 7 5 1 3 4 * * 9 9 * 0 0 0 B
SBP lock	F3 x 24 mm	370 mm	Single-leaf door	Yes	Yes	N 7 5 1 3 4 * * 9 9 * 0 0 0 A
SBP lock	U6 x 24 mm	370 mm	Single-leaf door	Yes	Yes	N 7 5 1 3 4 * * 9 9 * 0 0 0 C

Note: For U-Face plate shaped versions, the end caps are included in the scope of supply. Please note that the backset is shortened by 1mm for U-Face plate shaped versions. Secured latch bolt hold function and latch bolt protrusion (3 - 5 mm) can not be combined. Important: Variants with secured latch bolt hold function are not suitable for installation in fire doors.

Self-locking panic locks (SBP) narrow style

Panic function E

**SBP lock N7515 - self-locking panic lock**

Euro profile cylinder, double-leaf with top locking and monitoring function,
follower 9 mm, distance 92 mm, DIN L/R

Function / Option

Monitoring
Monitoring + 3 mm latch bolt protrusion
Monitoring + 5 mm latch bolt protrusion
Secured latch bolt hold function + monitoring

Backset

30 mm
35 mm
40 mm
45 mm

1
2
3
4

12
13
15
22

Item	Face plate shape	Face plate length	Door system	Top locking	Monitoring	Order no.
SBP lock	F3 x 20 mm	370 mm	Double-leaf door	Yes	Yes	N 7 5 1 5 4 * * 9 5 * 0 0 0 B
SBP lock	F3 x 24 mm	370 mm	Double-leaf door	Yes	Yes	N 7 5 1 5 4 * * 9 5 * 0 0 0 A
SBP lock	U6 x 24 mm	370 mm	Double-leaf door	Yes	Yes	N 7 5 1 5 4 * * 9 5 * 0 0 0 C

Note: For U-Face plate shaped versions, the end caps are included in the scope of supply. Please note that the backset is shortened by 1 mm for U-Face plate shaped versions. Secured latch bolt hold function and latch bolt protrusion (3 - 5 mm) can not be combined. Important: Variants with secured latch bolt hold function are not suitable for installation in fire doors.

SBP lock N7515 - self-locking panic lock

Swiss round cylinders, double-leaf with top locking and monitoring function,
follower 9 mm, distance 94 mm, DIN L/R

Function / Option

Monitoring
Monitoring + 3 mm latch bolt protrusion
Monitoring + 5 mm latch bolt protrusion
Secured latch bolt hold function + monitoring

Backset

30 mm
35 mm
40 mm
45 mm

1
2
3
4

12
13
15
22

Item	Face plate shape	Face plate length	Door system	Top locking	Monitoring	Order no.
SBP lock	F3 x 20 mm	370 mm	Double-leaf door	Yes	Yes	N 7 5 1 5 4 * * 9 9 * 0 0 0 B
SBP lock	F3 x 24 mm	370 mm	Double-leaf door	Yes	Yes	N 7 5 1 5 4 * * 9 9 * 0 0 0 A
SBP lock	U6 x 24 mm	370 mm	Double-leaf door	Yes	Yes	N 7 5 1 5 4 * * 9 9 * 0 0 0 C

Note: For U-Face plate shaped versions, the end caps are included in the scope of supply. Please note that the backset is shortened by 1 mm for U-Face plate shaped versions. Secured latch bolt hold function and latch bolt protrusion (3 - 5 mm) can not be combined. Important: Variants with secured latch bolt hold function are not suitable for installation in fire doors.

Self-locking panic locks (SBP) narrow style

Passive leaf lock

Passive leaf lock N1930 for SBP locks

DIN L/R

Backset
30 mm
35 mm
40 mm
45 mm

1
2
3
4

Item	Face plate shape	Face plate length	Monitoring	Order no.
Passive leaf lock	F3 x 20 mm	270 mm	No	N 1 9 3 0 0 0 0 9 X * 0 0 0 G
Passive leaf lock	F3 x 24 mm	270 mm	No	N 1 9 3 0 0 0 0 9 X * 0 0 0 F
Passive leaf lock	U6 x 24 mm	270 mm	No	N 1 9 3 0 0 0 0 9 X * 0 0 0 J

Note: For U-Face plate shaped versions, the end caps are included in the scope of supply. Please note that the backset is shortened by 1mm for U-Face plate shaped versions.

Panic passive leaf lock N1930 with monitoring function for SBP locks

With monitoring, DIN L/R

Backset
30 mm
35 mm
40 mm
45 mm

1
2
3
4

Item	Face plate shape	Face plate length	Monitoring	Order no.
Passive leaf lock	F3 x 20 mm	320 mm	Yes	N 1 9 3 0 0 1 2 9 X * 0 0 0 L
Passive leaf lock	F3 x 24 mm	320 mm	Yes	N 1 9 3 0 0 1 2 9 X * 0 0 0 K
Passive leaf lock	U6 x 24 mm	320 mm	Yes	N 1 9 3 0 0 1 2 9 X * 0 0 0 O

Note: For U-Face plate shaped versions, the end caps are included in the scope of supply. Please note that the backset is shortened by 1mm for U-Face plate shaped versions.

SBP-Lock

Self-locking panic locks with handle control (SBP) narrow style

Security, safety, flexibility and comfort

The SBP lock for narrow style doors in the version with handle control has a self-blocking latch bolt with 20 mm throw like the mechanical version and can be used for single-leaf and double-leaf doors. With the handle control, the locks can be released electrically, via access control, for example. The handle is engaged or disengaged depending on the setting of the outside handle (fail-locked/fail-unlocked). The monitoring function is included as standard. The simplified connection via a 5-wire cable means that the lock can be connected to different ASSA ABLOY products, based on the ASSA ABLOY Hi-O Standard, . The handle-controlled SBP lock is combined with the same escutcheon as the mechanical versions in accordance with EN179 and EN1125. For double-leaf full panic doors, the panic passive leaf lock N1930 is used here too. For use on single-leaf panic doors with inactive leaf, the espagnolette N1910 can be used.

Self-locking panic locks with handle control, narrow style – the benefits:

- Environmental product declaration (EPD) in accordance with EN 15804
- Compliance with EN 179/EN 1125, EN 14846 and suitable for installation in fire doors.
- Small rear backset 15 mm
- Fail-locked/fail-unlocked operation
- Panic function inwards/outwards switchable
- Bus system for handle operation and for querying the integrated monitoring sensors (simplified connection via 5-wire cable)
- Top locking system with patented “Easy Installation” for simple installation of locking bars
- Security escutcheons and round rosettes can be screwed on through the lock
- Rotation angle of 35°
- Self-blocking latch bolt, reversible between DIN left and right in new design for greater strength and with integrated noise reduction
- Closed lock case
- Developed for Euro profile cylinder and Swiss round Profile cylinder

Top rod and optional bottom rod with patented “Easy Installation” for simple rod installation

VarioFix® for subsequent adjustment

Pierced to accept bolt through furniture

Self-blocking latch bolt, reversible between DIN left and right in new design for greater strength and with integrated noise reduction

Same rotation angle of 35° as on the lock

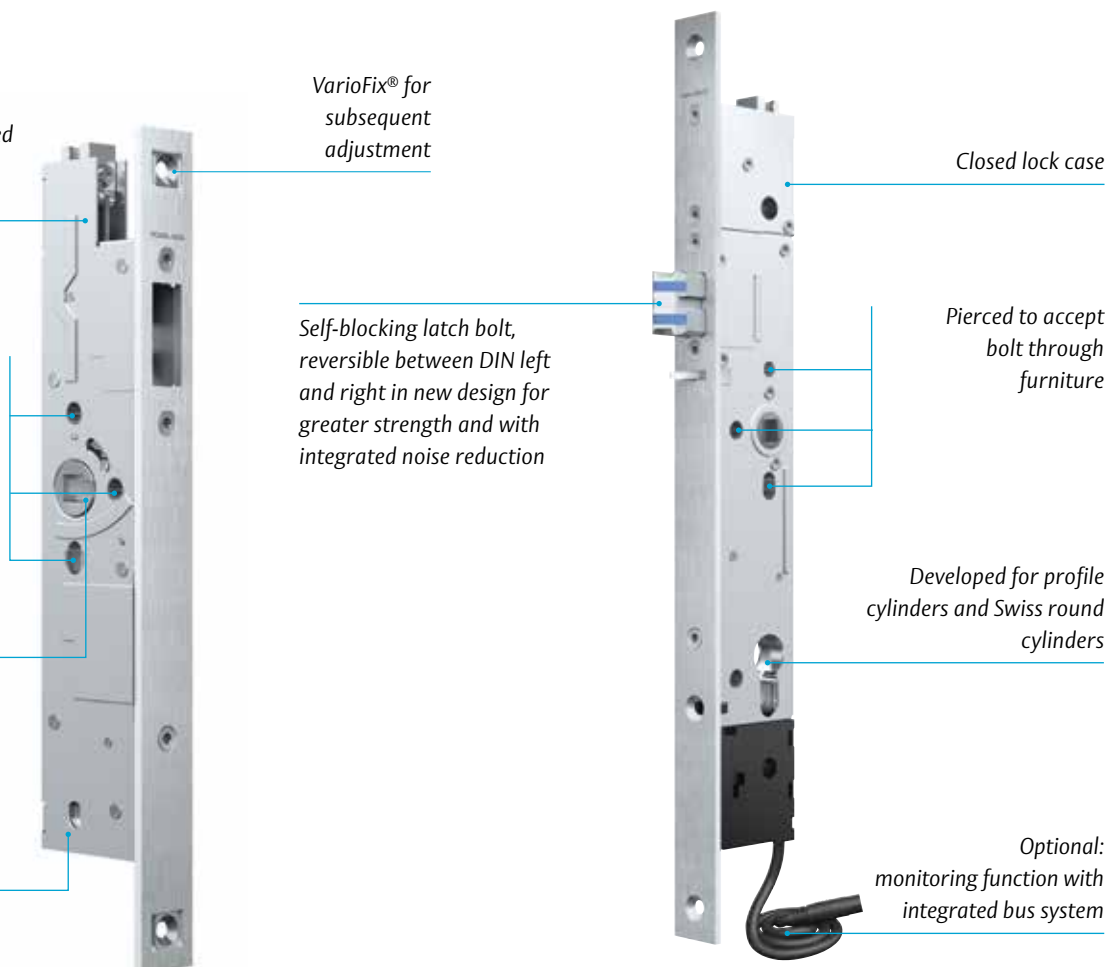
Optional bottom rod with “Easy Installation”

Closed lock case

Pierced to accept bolt through furniture

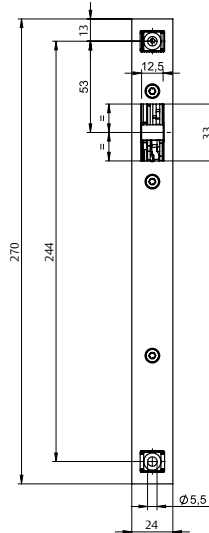
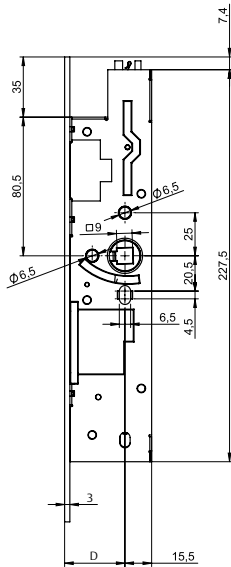
Developed for profile cylinders and Swiss round cylinders

Optional: monitoring function with integrated bus system



Self-locking panic locks with handle control (SBP) narrow style

The versions: Data & Dimensions



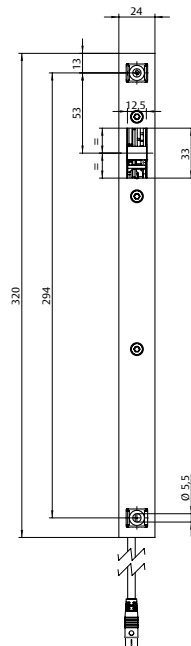
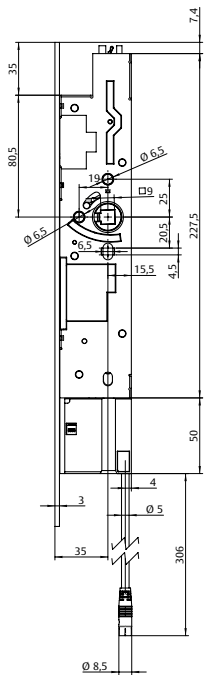
Passive leaf lock N1930 for SBP locks

OneSystem panic passive leaf lock N1930 for automatic locking of the inactive leaf upwards and downwards for double-leaf doors. For use with OneSystem locks from the N7XXX series on the active leaf. Approved for fire barriers as per EN 1634. Product-specific environmental product declaration (EPD) as per EN 15804 with article-specific parameters.

Model

N1930

Suitable accessories can be found under Accessories.



Panic passive leaf lock N1930 with monitoring function for SBP locks

OneSystem panic passive leaf lock N1930 for automatic locking of the inactive leaf upwards and downwards for double-leaf doors. For use with OneSystem locks from the N7XXX series on the active leaf. Approved for fire barriers as per EN 1634. Product-specific environmental product declaration (EPD) as per EN 15804 with article-specific parameters.

Monitoring function with integrated bus system based on ASSA ABLOY Hi-O standard

Simplified connection via a 5-wire cable on the IO module

Monitoring of latch bolt monitoring; – panic handle – inside handle actuated $> 5^\circ$

Accessories	Order no.
Connection lead	N 59551010000000
IO module	N 59500000000010

Further accessories can be found under Accessories.

Self-locking panic locks with handle control (SBP) narrow style

Panic function C



SBP panic locks N7674 with handle control

Euro profile cylinders, single-leaf, follower 9 mm, distance 92 mm, DIN L/R

Function / Option

Monitoring
Monitoring + 3 mm latch bolt protrusion
Monitoring + 5 mm latch bolt protrusion

Backset
30 mm
35 mm
40 mm
45 mm

1
2
3
4

12
13
15

Item	Face plate shape	Face plate length	Door system	Top locking	Monitoring	Order no.
SBP lock handle-controlled	F3 x 20 mm	320 mm	Single-leaf door	No	Yes	N 7 6 7 4 4 * * 9 5 * 0 0 0 4
SBP lock handle-controlled	F3 x 24 mm	320 mm	Single-leaf door	No	Yes	N 7 6 7 4 4 * * 9 5 * 0 0 0 3
SBP lock handle-controlled	U6 x 24 mm	320 mm	Single-leaf door	No	Yes	N 7 6 7 4 4 * * 9 5 * 0 0 0 6

Note: For U-Face plate shaped versions, the end caps are included in the scope of supply. Please note that the backset is shortened by 1 mm for U-Face plate shaped versions.

SBP panic locks N7674 with handle control

Swiss round cylinders, single-leaf, follower 9 mm, distance 94 mm, DIN L/R

Function / Option

Monitoring
Monitoring + 3 mm latch bolt protrusion
Monitoring + 5 mm latch bolt protrusion

Backset
30 mm
35 mm
40 mm
45 mm

1
2
3
4

12
13
15

Item	Face plate shape	Face plate length	Door system	Top locking	Monitoring	Order no.
SBP lock handle-controlled	F3 x 20 mm	320 mm	Single-leaf door	No	Yes	N 7 6 7 4 4 * * 9 9 * 0 0 0 4
SBP lock handle-controlled	F3 x 24 mm	320 mm	Single-leaf door	No	Yes	N 7 6 7 4 4 * * 9 9 * 0 0 0 3
SBP lock handle-controlled	U6 x 24 mm	320 mm	Single-leaf door	No	Yes	N 7 6 7 4 4 * * 9 9 * 0 0 0 6

Note: For U-Face plate shaped versions, the end caps are included in the scope of supply. Please note that the backset is shortened by 1 mm for U-Face plate shaped versions.

Self-locking panic locks with handle control (SBP) narrow style

Panic function C



SBP panic locks N7676 with handle control

Euro profile cylinders, double-leaf, follower 9 mm, distance 92 mm, DIN L/R

Function / Option

Monitoring
Monitoring + 3 mm latch bolt protrusion
Monitoring + 5 mm latch bolt protrusion

Backset
30 mm
35 mm
40 mm
45 mm

1
2
3
4

12
13
15

Item	Face plate shape	Face plate length	Door system	Top locking	Monitoring	Order no.
SBP lock handle-controlled	F3 x 20 mm	320 mm	Double-leaf door	No	Yes	N 7 6 7 6 4 * * 9 5 * 0 0 0 4
SBP lock handle-controlled	F3 x 24 mm	320 mm	Double-leaf door	No	Yes	N 7 6 7 6 4 * * 9 5 * 0 0 0 3
SBP lock handle-controlled	U6 x 24 mm	320 mm	Double-leaf door	No	Yes	N 7 6 7 6 4 * * 9 5 * 0 0 0 6

Note: For U-Face plate shaped versions, the end caps are included in the scope of supply. Please note that the backset is shortened by 1 mm for U-Face plate shaped versions.

SBP panic locks N7676 with handle control

Swiss round cylinders, double-leaf, follower 9 mm, distance 94 mm, DIN L/R

Function / Option

Monitoring
Monitoring + 3 mm latch bolt protrusion
Monitoring + 5 mm latch bolt protrusion

Backset
30 mm
35 mm
40 mm
45 mm

1
2
3
4

12
13
15

Item	Face plate shape	Face plate length	Door system	Top locking	Monitoring	Order no.
SBP lock handle-controlled	F3 x 20 mm	320 mm	Double-leaf door	No	Yes	N 7 6 7 6 4 * * 9 9 * 0 0 0 4
SBP lock handle-controlled	F3 x 24 mm	320 mm	Double-leaf door	No	Yes	N 7 6 7 6 4 * * 9 9 * 0 0 0 3
SBP lock handle-controlled	U6 x 24 mm	320 mm	Double-leaf door	No	Yes	N 7 6 7 6 4 * * 9 9 * 0 0 0 6

Note: For U-Face plate shaped versions, the end caps are included in the scope of supply. Please note that the backset is shortened by 1 mm for U-Face plate shaped versions.

Self-locking panic locks with handle control (SBP) narrow style Panic function C



SBP panic locks N7675 with handle control

Euro profile cylinder, single-leaf with top locking, follower 9 mm, distance 92 mm,
DIN L/R

Function / Option

Monitoring
Monitoring + 3 mm latch bolt protrusion
Monitoring + 5 mm latch bolt protrusion

Backset
30 mm
35 mm
40 mm
45 mm

1
2
3
4

12
13
15

Item	Face plate shape	Face plate length	Door system	Top locking	Monitoring	Order no.
SBP lock handle-controlled	F3 x 20 mm	370 mm	Single-leaf door	Yes	Yes	N 7 6 7 5 4 * * 9 5 * 0 0 0 B
SBP lock handle-controlled	F3 x 24 mm	370 mm	Single-leaf door	Yes	Yes	N 7 6 7 5 4 * * 9 5 * 0 0 0 A
SBP lock handle-controlled	U6 x 24 mm	370 mm	Single-leaf door	Yes	Yes	N 7 6 7 5 4 * * 9 5 * 0 0 0 C

Note: For U-Face plate shaped versions, the end caps are included in the scope of supply. Please note that the backset is shortened by 1mm for U-Face plate shaped versions.

SBP panic locks N7675 with handle control

Swiss round cylinders, single-leaf with top locking, follower 9 mm, distance 94 mm,
DIN L/R

Function / Option

Monitoring
Monitoring + 3 mm latch bolt protrusion
Monitoring + 5 mm latch bolt protrusion

Backset
30 mm
35 mm
40 mm
45 mm

1
2
3
4

12
13
15

Item	Face plate shape	Face plate length	Door system	Top locking	Monitoring	Order no.
SBP lock handle-controlled	F3 x 20 mm	370 mm	Single-leaf door	Yes	Yes	N 7 6 7 5 4 * * 9 9 * 0 0 0 B
SBP lock handle-controlled	F3 x 24 mm	370 mm	Single-leaf door	Yes	Yes	N 7 6 7 5 4 * * 9 9 * 0 0 0 A
SBP lock handle-controlled	U6 x 24 mm	370 mm	Single-leaf door	Yes	Yes	N 7 6 7 5 4 * * 9 9 * 0 0 0 C

Note: For U-Face plate shaped versions, the end caps are included in the scope of supply. Please note that the backset is shortened by 1mm for U-Face plate shaped versions.

Self-locking panic locks with handle control (SBP) narrow style

Panic function C



SBP panic locks N7677 with handle control

Euro profile cylinder, double-leaf with top locking, follower 9 mm, distance 92 mm,
DIN L/R

Function / Option

Monitoring
Monitoring + 3 mm latch bolt protrusion
Monitoring + 5 mm latch bolt protrusion

Backset

30 mm
35 mm
40 mm
45 mm

1
2
3
4

12
13
15

Item	Face plate shape	Face plate length	Door system	Top locking	Monitoring	Order no.
SBP lock handle-controlled	F3 x 20 mm	370 mm	Double-leaf door	Yes	Yes	N 7 6 7 7 4 * * 9 5 * 0 0 0 B
SBP lock handle-controlled	F3 x 24 mm	370 mm	Double-leaf door	Yes	Yes	N 7 6 7 7 4 * * 9 5 * 0 0 0 A
SBP lock handle-controlled	U6 x 24 mm	370 mm	Double-leaf door	Yes	Yes	N 7 6 7 7 4 * * 9 5 * 0 0 0 C

Note: For U-Face plate shaped versions, the end caps are included in the scope of supply. Please note that the backset is shortened by 1 mm for U-Face plate shaped versions.

SBP panic locks N7677 with handle control

Swiss round cylinders, double-leaf with top locking, follower 9 mm, distance 94 mm,
DIN L/R

Function / Option

Monitoring
Monitoring + 3 mm latch bolt protrusion
Monitoring + 5 mm latch bolt protrusion

Backset

30 mm
35 mm
40 mm
45 mm

1
2
3
4

12
13
15

Item	Face plate shape	Face plate length	Door system	Top locking	Monitoring	Order no.
SBP lock handle-controlled	F3 x 20 mm	370 mm	Double-leaf door	Yes	Yes	N 7 6 7 7 4 * * 9 9 * 0 0 0 B
SBP lock handle-controlled	F3 x 24 mm	370 mm	Double-leaf door	Yes	Yes	N 7 6 7 7 4 * * 9 9 * 0 0 0 A
SBP lock handle-controlled	U6 x 24 mm	370 mm	Double-leaf door	Yes	Yes	N 7 6 7 7 4 * * 9 9 * 0 0 0 C

Note: For U-Face plate shaped versions, the end caps are included in the scope of supply. Please note that the backset is shortened by 1 mm for U-Face plate shaped versions.

Self-locking panic locks (SBP) narrow style

Passive leaf lock

Passive leaf lock N1930 for SBP locks

DIN L/R

Backset
30 mm
35 mm
40 mm
45 mm

1
2
3
4

Item	Face plate shape	Face plate length	Monitoring	Order no.
Passive leaf lock	F3 x 20 mm	270 mm	no	N 1 9 3 0 0 0 0 9 X * 0 0 0 G
Passive leaf lock	F3 x 24 mm	270 mm	no	N 1 9 3 0 0 0 0 9 X * 0 0 0 F
Passive leaf lock	U6 x 24 mm	270 mm	no	N 1 9 3 0 0 0 0 9 X * 0 0 0 J

Note: For U-Face plate shaped versions, the end caps are included in the scope of supply. Please note that the backset is shortened by 1mm for U-Face plate shaped versions.

Panic passive leaf lock N1930 with monitoring function for SBP locks

With monitoring, DIN L/R

Backset
30 mm
35 mm
40 mm
45 mm

1
2
3
4

Item	Face plate shape	Face plate length	Monitoring	Order no.
Passive leaf lock	F3 x 20 mm	320 mm	yes	N 1 9 3 0 0 1 2 9 X * 0 0 0 L
Passive leaf lock	F3 x 24 mm	320 mm	yes	N 1 9 3 0 0 1 2 9 X * 0 0 0 K
Passive leaf lock	U6 x 24 mm	320 mm	yes	N 1 9 3 0 0 1 2 9 X * 0 0 0 O

Note: For U-Face plate shaped versions, the end caps are included in the scope of supply. Please note that the backset is shortened by 1mm for U-Face plate shaped versions.

Self-locking multi-point locks (SBP) narrow style

Security, safety and flexibility

As with single-point locks, the latch bolt in the main lock case locks automatically with 20 mm throw. The supplementary locking systems (one bolt + flip latch above and below the main lock case) lock either via a OneSystem standard bolt or a hook bolt.

The panic functions and the optionally available special functions such as monitoring and the secured latch bolt hold function are similar to single-point locks. As is the combination with the different escutcheons or exit panik devices in accordance with EN 179 and EN 1125. Faceplate extensions with a 4th bolt are also available in different lengths.

For double-leaf full panic doors, the panic passive leaf lock N1930 is used. For single-leaf panic doors with occasional leaf, the espagnolette N1910 can be used.

- Small rear backset 15 mm
- Panic function inwards/outwards switchable
- Optional: Bus system with integrated monitoring sensors and simplified connection via 5-wire cable
- Security escutcheons and round rosettes can be screwed on through the lock
- Rotation angle of 35°
- Self-blocking latch bolt, reversible between DIN left and right in new design for greater strength and with integrated noise reduction
- Closed lock case
- Developed for Euro profile cylinder and Swiss round profile cylinder
- 4th bolt can be added

Self-locking multi-point locks, narrow style – the benefits:

- Environmental product declaration (EPD) in accordance with EN 15804
- Compliance with EN 179/EN 1125 and suitable for installation in fire doors.

Top rod and optional bottom rod with patented "Easy Installation" for simple rod installation

VarioFix® for subsequent adjustment

Pierced to accept bolt through furniture

Same rotation angle of 35° as on the lock

Bottom locking device for easy installation of drive rods

Self-blocking latch bolt, reversible between DIN left and right in new design for greater strength and with integrated noise reduction

Closed lock case

Pierced to accept bolt through furniture

Developed for profile cylinders and Swiss round cylinders

Optional: monitoring function with integrated bus system

Self-locking multi-point locks (SBP) narrow style

The versions: Data & Dimensions

SBP-Lock

Technical attributes	
Backset	30, 35, 40, 45 mm
Distance	92 mm (prepared for Euro profile cylinder), 94 mm (prepared for Swiss round cylinder)
Face plate shape	U-Face plate shaped face plate: U6 x 24 mm Flat face plate: F3 x 20 mm, F3 x 24 mm
Face plate length	1760 mm
Material face plate	Stainless steel
Latch	20 mm (mechanically self-blocking), DIN L/R convertible
Panic function	B, C, E (B and C inwards/outwards switchable)
Handle follower	9 mm
Standards	Compliance with EN 179/EN 1125, Suitable for installation in fire doors
Options	Secured latch bolt hold function, extension by 4th bolt

SBP multi-point lock N77XX with standard bolt – self-locking panic lock

SBP multi-point lock N77XX according to EN 179 and EN 1125 for narrow style doors. Approved for fire barriers according to EN 1634. Product-specific environmental product declaration (EPD) in accordance with EN 15804 with article-specific parameters.

Panic function	Single-leaf	Double-leaf
B	N7700	N7702
C	N7704	N7706
E	N7712	N7714

Suitable accessories can be found under Accessories.

SBP multi-point locking N77XX with standard bolt and monitoring function – self-locking panic lock

SBP multi-point lock N77XX according to EN 179 and EN 1125 for narrow style doors. Approved for fire barriers according to EN 1634. Product-specific environmental product declaration (EPD) in accordance with EN 15804 with article-specific parameters.

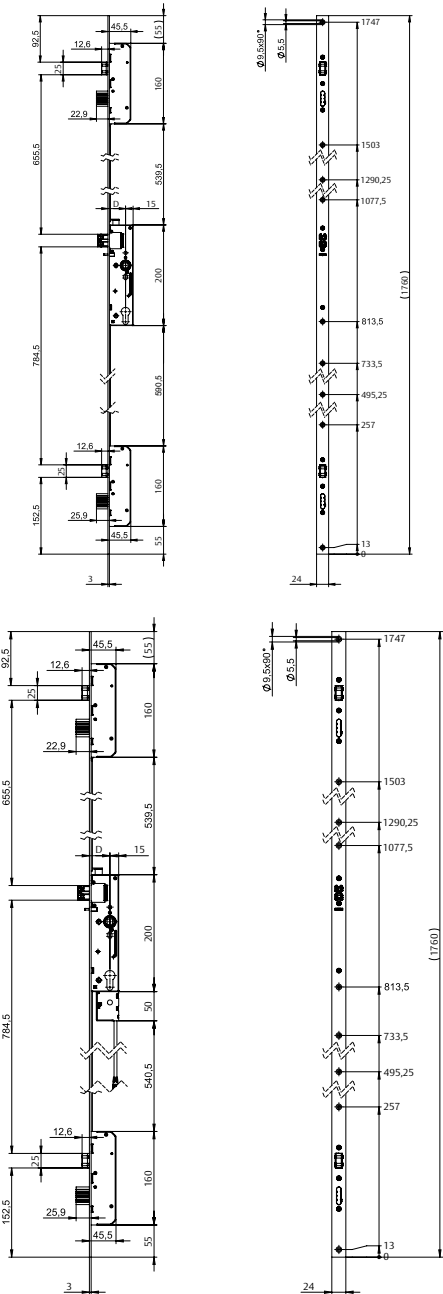
Monitoring function with integrated bus system based on ASSA ABLOY Hi-O standard.

Simplified connection via a 5-wire cable on the IO module.

Monitoring of inside handle, outside handle, outside handle coupled, bolt monitoring, cylinder monitoring.

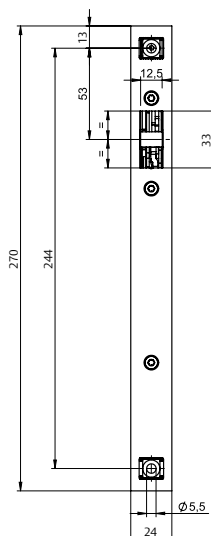
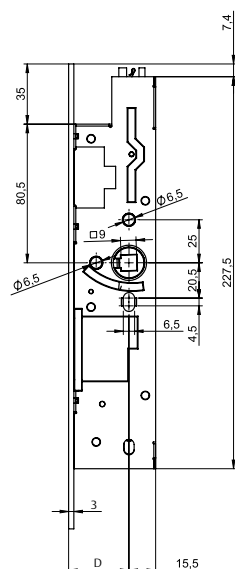
Accessories	Order no.
Connection lead	N 5 9 5 5 1 0 1 0 0 0 0 0 0 0
IO module	N 5 9 5 0 0 0 0 0 0 0 0 0 0 1 0

Further accessories can be found under Accessories.



Self-locking multi-point locks (SBP) narrow style

The versions: Data & Dimensions

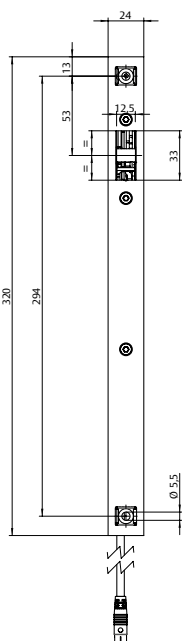
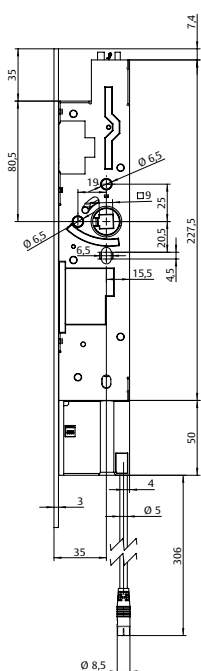
**Passive leaf lock N1930 for SBP locks**

OneSystem panic passive leaf lock N1930 for automatic locking of the inactive leaf upwards and downwards for double-leaf doors. For use with OneSystem locks from the N7XXX series on the active leaf. Approved for fire barriers as per EN 1634. Product-specific environmental product declaration (EPD) as per EN 15804 with article-specific parameters.

Model

N1930

Suitable accessories can be found under Accessories.

**Panic passive leaf lock N1930 with monitoring function for SBP locks**

OneSystem panic passive leaf lock N1930 for automatic locking of the inactive leaf upwards and downwards for double-leaf doors. For use with OneSystem locks from the N7XXX series on the active leaf. Approved for fire barriers as per EN 1634. Product-specific environmental product declaration (EPD) as per EN 15804 with article-specific parameters.

Monitoring function with integrated bus system based on ASSA ABLOY Hi-O standard. Simplified connection via a 5-wire cable on the IO module.

Monitoring of latch bolt monitoring; – panic handle – inside handle actuated $> 5^\circ$

Accessories

Connection lead

Order no.

N 5 9 5 5 1 0 1 0 0 0 0 0 0

IO module

N 5 9 5 0 0 0 0 0 0 0 0 0 1 0

Further accessories can be found under Accessories.

Self-locking multi-point locks (SBP) narrow style

Panic function B



SBP multi-point lock N7700

Standard bolt, Euro profile cylinders, single-leaf, follower 9 mm, distance 92 mm,
DIN L/R

Backset
30 mm
35 mm
40 mm
45 mm

1
2
3
4

Item	Face plate shape	Face plate length	Door system	Monitoring	Order no.
SBP multi-point lock	F3 x 20 mm	1760 mm	Single-leaf door	No	N 7 7 0 0 4 0 0 9 5 * 0 0 0 8
SBP multi-point lock	F3 x 24 mm	1760 mm	Single-leaf door	No	N 7 7 0 0 4 0 0 9 5 * 0 0 0 7
SBP multi-point lock	U6 x 24 mm	1760 mm	Single-leaf door	No	N 7 7 0 0 4 0 0 9 5 * 0 0 0 9

Note: For U-Face plate shaped versions, the end caps are included in the scope of supply. Please note that the backset is shortened by 1mm for U-Face plate shaped versions.

SBP multi-point lock N7700

Standard bolt, Swiss round cylinders, single-leaf, follower 9 mm, distance 94 mm,
DIN L/R

Backset
30 mm
35 mm
40 mm
45 mm

1
2
3
4

Item	Face plate shape	Face plate length	Door system	Monitoring	Order no.
SBP multi-point lock	F3 x 20 mm	1760 mm	Single-leaf door	No	N 7 7 0 0 4 0 0 9 9 * 0 0 0 8
SBP multi-point lock	F3 x 24 mm	1760 mm	Single-leaf door	No	N 7 7 0 0 4 0 0 9 9 * 0 0 0 7
SBP multi-point lock	U6 x 24 mm	1760 mm	Single-leaf door	No	N 7 7 0 0 4 0 0 9 9 * 0 0 0 9

Note: For U-Face plate shaped versions, the end caps are included in the scope of supply. Please note that the backset is shortened by 1mm for U-Face plate shaped versions.

Self-locking multi-point locks (SBP) narrow style

Panic function B



SBP multi-point lock N7702

Standard bolt, Euro profile cylinders, double-leaf, follower 9 mm, distance 92 mm, DIN L/R

Backset

30 mm
35 mm
40 mm
45 mm

1
2
3
4

Item	Face plate shape	Face plate length	Door system	Monitoring	Order no.
SBP multi-point lock	F3 x 20 mm	1760 mm	Double-leaf door	No	N 7 7 0 2 4 0 0 9 5 * 0 0 0 8
SBP multi-point lock	F3 x 24 mm	1760 mm	Double-leaf door	No	N 7 7 0 2 4 0 0 9 5 * 0 0 0 7
SBP multi-point lock	U6 x 24 mm	1760 mm	Double-leaf door	No	N 7 7 0 2 4 0 0 9 5 * 0 0 0 9

Note: For U-Face plate shaped versions, the end caps are included in the scope of supply. Please note that the backset is shortened by 1 mm for U-Face plate shaped versions.

SBP multi-point lock N7702

Standard bolt, Swiss round cylinders, double-leaf, follower 9 mm, distance 94 mm, DIN L/R

Backset

30 mm
35 mm
40 mm
45 mm

1
2
3
4

Item	Face plate shape	Face plate length	Door system	Monitoring	Order no.
SBP multi-point lock	F3 x 20 mm	1760 mm	Double-leaf door	No	N 7 7 0 2 4 0 0 9 9 * 0 0 0 8
SBP multi-point lock	F3 x 24 mm	1760 mm	Double-leaf door	No	N 7 7 0 2 4 0 0 9 9 * 0 0 0 7
SBP multi-point lock	U6 x 24 mm	1760 mm	Double-leaf door	No	N 7 7 0 2 4 0 0 9 9 * 0 0 0 9

Note: For U-Face plate shaped versions, the end caps are included in the scope of supply. Please note that the backset is shortened by 1 mm for U-Face plate shaped versions.

Self-locking multi-point locks (SBP) narrow style

Panic function B



SBP multi-point lock N7700

Standard bolt, Euro profile cylinders, single-leaf with monitoring function, follower 9 mm, distance 92 mm, DIN L/R

Backset
30 mm
35 mm
40 mm
45 mm

1
2
3
4

Item	Face plate shape	Face plate length	Door system	Monitoring	Order no.
SBP multi-point lock	F3 x 20 mm	1760 mm	Single-leaf door	Yes	N 7 7 0 0 4 1 2 9 5 * 0 0 0 8
SBP multi-point lock	F3 x 24 mm	1760 mm	Single-leaf door	Yes	N 7 7 0 0 4 1 2 9 5 * 0 0 0 7
SBP multi-point lock	U6 x 24 mm	1760 mm	Single-leaf door	Yes	N 7 7 0 0 4 1 2 9 5 * 0 0 0 9

Note: For U-Face plate shaped versions, the end caps are included in the scope of supply. Please note that the backset is shortened by 1mm for U-Face plate shaped versions.

SBP multi-point lock N7700

Standard bolt, Swiss round cylinders, follower 9 mm, distance 94 mm, DIN L/R

Backset
30 mm
35 mm
40 mm
45 mm

1
2
3
4

Item	Face plate shape	Face plate length	Door system	Monitoring	Order no.
SBP multi-point lock	F3 x 20 mm	1760 mm	Single-leaf door	Yes	N 7 7 0 0 4 1 2 9 9 * 0 0 0 8
SBP multi-point lock	F3 x 24 mm	1760 mm	Single-leaf door	Yes	N 7 7 0 0 4 1 2 9 9 * 0 0 0 7
SBP multi-point lock	U6 x 24 mm	1760 mm	Single-leaf door	Yes	N 7 7 0 0 4 1 2 9 9 * 0 0 0 9

Note: For U-Face plate shaped versions, the end caps are included in the scope of supply. Please note that the backset is shortened by 1mm for U-Face plate shaped versions.

Self-locking multi-point locks (SBP) narrow style

Panic function B

**SBP multi-point lock N7702**

Standard bolt, Euro profile cylinders, double-leaf with monitoring function, follower 9 mm, distance 92 mm, DIN L/R

Backset

30 mm
35 mm
40 mm
45 mm

1
2
3
4

Item	Face plate shape	Face plate length	Door system	Monitoring	Order no.
SBP multi-point lock	F3 x 20 mm	1760 mm	Double-leaf door	Yes	N 7 7 0 2 4 1 2 9 5 * 0 0 0 8
SBP multi-point lock	F3 x 24 mm	1760 mm	Double-leaf door	Yes	N 7 7 0 2 4 1 2 9 5 * 0 0 0 7
SBP multi-point lock	U6 x 24 mm	1760 mm	Double-leaf door	Yes	N 7 7 0 2 4 1 2 9 5 * 0 0 0 9

Note: For U-Face plate shaped versions, the end caps are included in the scope of supply. Please note that the backset is shortened by 1mm for U-Face plate shaped versions.

SBP multi-point lock N7702

Standard bolt, Swiss round cylinders, double-leaf with monitoring function, follower 9 mm, distance 94 mm, DIN L/R

Backset

30 mm
35 mm
40 mm
45 mm

1
2
3
4

Item	Face plate shape	Face plate length	Door system	Monitoring	Order no.
SBP multi-point lock	F3 x 20 mm	1760 mm	Double-leaf door	Yes	N 7 7 0 2 4 1 2 9 9 * 0 0 0 8
SBP multi-point lock	F3 x 24 mm	1760 mm	Double-leaf door	Yes	N 7 7 0 2 4 1 2 9 9 * 0 0 0 7
SBP multi-point lock	U6 x 24 mm	1760 mm	Double-leaf door	Yes	N 7 7 0 2 4 1 2 9 9 * 0 0 0 9

Note: For U-Face plate shaped versions, the end caps are included in the scope of supply. Please note that the backset is shortened by 1mm for U-Face plate shaped versions.

Self-locking multi-point locks (SBP) narrow style

Panic function C



SBP multi-point lock N7704

Standard bolt, Euro profile cylinders, single-leaf, follower 9 mm, distance 92 mm, DIN L/R

Backset
30 mm
35 mm
40 mm
45 mm

1
2
3
4

Item	Face plate shape	Face plate length	Door system	Monitoring	Order no.
SBP multi-point lock	F3 x 20 mm	1760 mm	Single-leaf door	No	N 7 7 0 4 4 0 0 9 5 * 0 0 0 8
SBP multi-point lock	F3 x 24 mm	1760 mm	Single-leaf door	No	N 7 7 0 4 4 0 0 9 5 * 0 0 0 7
SBP multi-point lock	U6 x 24 mm	1760 mm	Single-leaf door	No	N 7 7 0 4 4 0 0 9 5 * 0 0 0 9

Note: For U-Face plate shaped versions, the end caps are included in the scope of supply. Please note that the backset is shortened by 1mm for U-Face plate shaped versions.

SBP multi-point lock N7704

Standard bolt, Swiss round cylinders, single-leaf, follower 9 mm, distance 94 mm, DIN L/R

Backset
30 mm
35 mm
40 mm
45 mm

1
2
3
4

Item	Face plate shape	Face plate length	Door system	Monitoring	Order no.
SBP multi-point lock	F3 x 20 mm	1760 mm	Single-leaf door	No	N 7 7 0 4 4 0 0 9 9 * 0 0 0 8
SBP multi-point lock	F3 x 24 mm	1760 mm	Single-leaf door	No	N 7 7 0 4 4 0 0 9 9 * 0 0 0 7
SBP multi-point lock	U6 x 24 mm	1760 mm	Single-leaf door	No	N 7 7 0 4 4 0 0 9 9 * 0 0 0 9

Note: For U-Face plate shaped versions, the end caps are included in the scope of supply. Please note that the backset is shortened by 1mm for U-Face plate shaped versions.

Self-locking multi-point locks (SBP) narrow style

Panic function C



SBP multi-point lock N7706

Standard bolt, Euro profile cylinders, double-leaf, follower 9 mm, distance 92 mm, DIN L/R

Backset

30 mm
35 mm
40 mm
45 mm

1
2
3
4

Item	Face plate shape	Face plate length	Door system	Monitoring	Order no.
SBP multi-point lock	F3 x 20 mm	1760 mm	Double-leaf door	No	N 7 7 0 6 4 0 0 9 5 * 0 0 0 8
SBP multi-point lock	F3 x 24 mm	1760 mm	Double-leaf door	No	N 7 7 0 6 4 0 0 9 5 * 0 0 0 7
SBP multi-point lock	U6 x 24 mm	1760 mm	Double-leaf door	No	N 7 7 0 6 4 0 0 9 5 * 0 0 0 9

Note: For U-Face plate shaped versions, the end caps are included in the scope of supply. Please note that the backset is shortened by 1 mm for U-Face plate shaped versions.

SBP multi-point lock N7706

Standard bolt, Swiss round cylinders, double-leaf, follower 9 mm, distance 94 mm, DIN L/R

Backset

30 mm
35 mm
40 mm
45 mm

1
2
3
4

Item	Face plate shape	Face plate length	Door system	Monitoring	Order no.
SBP multi-point lock	F3 x 20 mm	1760 mm	Double-leaf door	No	N 7 7 0 6 4 0 0 9 9 * 0 0 0 8
SBP multi-point lock	F3 x 24 mm	1760 mm	Double-leaf door	No	N 7 7 0 6 4 0 0 9 9 * 0 0 0 7
SBP multi-point lock	U6 x 24 mm	1760 mm	Double-leaf door	No	N 7 7 0 6 4 0 0 9 9 * 0 0 0 9

Note: For U-Face plate shaped versions, the end caps are included in the scope of supply. Please note that the backset is shortened by 1 mm for U-Face plate shaped versions.

Self-locking multi-point locks (SBP) narrow style

Panic function C



SBP multi-point lock N7704

Standard bolt, Euro profile cylinders, single-leaf with monitoring function, follower 9 mm, distance 92 mm, DIN L/R

Backset
30 mm
35 mm
40 mm
45 mm

1
2
3
4

Item	Face plate shape	Face plate length	Door system	Monitoring	Order no.
SBP multi-point lock	F3 x 20 mm	1760 mm	Single-leaf door	Yes	N 7 7 0 4 4 1 2 9 5 * 0 0 0 8
SBP multi-point lock	F3 x 24 mm	1760 mm	Single-leaf door	Yes	N 7 7 0 4 4 1 2 9 5 * 0 0 0 7
SBP multi-point lock	U6 x 24 mm	1760 mm	Single-leaf door	Yes	N 7 7 0 4 4 1 2 9 5 * 0 0 0 9

Note: For U-Face plate shaped versions, the end caps are included in the scope of supply. Please note that the backset is shortened by 1mm for U-Face plate shaped versions.

SBP multi-point lock N7704

Standard bolt, Swiss round cylinders, single-leaf with monitoring function, follower 9 mm, distance 94 mm, DIN L/R

Backset
30 mm
35 mm
40 mm
45 mm

1
2
3
4

Item	Face plate shape	Face plate length	Door system	Monitoring	Order no.
SBP multi-point lock	F3 x 20 mm	1760 mm	Single-leaf door	Yes	N 7 7 0 4 4 1 2 9 9 * 0 0 0 8
SBP multi-point lock	F3 x 24 mm	1760 mm	Single-leaf door	Yes	N 7 7 0 4 4 1 2 9 9 * 0 0 0 7
SBP multi-point lock	U6 x 24 mm	1760 mm	Single-leaf door	Yes	N 7 7 0 4 4 1 2 9 9 * 0 0 0 9

Note: For U-Face plate shaped versions, the end caps are included in the scope of supply. Please note that the backset is shortened by 1mm for U-Face plate shaped versions.

Self-locking multi-point locks (SBP) narrow style

Panic function C



SBP multi-point lock N7706

Standard bolt, Euro profile cylinders, double-leaf with monitoring function, follower 9 mm, distance 92 mm, DIN L/R

Backset

30 mm
35 mm
40 mm
45 mm

1
2
3
4

Item	Face plate shape	Face plate length	Door system	Monitoring	Order no.
SBP multi-point lock	F3 x 20 mm	1760 mm	Double-leaf door	Yes	N 7 7 0 6 4 1 2 9 5 * 0 0 0 8
SBP multi-point lock	F3 x 24 mm	1760 mm	Double-leaf door	Yes	N 7 7 0 6 4 1 2 9 5 * 0 0 0 7
SBP multi-point lock	U6 x 24 mm	1760 mm	Double-leaf door	Yes	N 7 7 0 6 4 1 2 9 5 * 0 0 0 9

Note: For U-Face plate shaped versions, the end caps are included in the scope of supply. Please note that the backset is shortened by 1 mm for U-Face plate shaped versions.

SBP multi-point lock N7706

Standard bolt, Swiss round cylinders, double-leaf with monitoring function, follower 9 mm, distance 94 mm, DIN L/R

Backset

30 mm
35 mm
40 mm
45 mm

1
2
3
4

Item	Face plate shape	Face plate length	Door system	Monitoring	Order no.
SBP multi-point lock	F3 x 20 mm	1760 mm	Double-leaf door	Yes	N 7 7 0 6 4 1 2 9 9 * 0 0 0 8
SBP multi-point lock	F3 x 24 mm	1760 mm	Double-leaf door	Yes	N 7 7 0 6 4 1 2 9 9 * 0 0 0 7
SBP multi-point lock	U6 x 24 mm	1760 mm	Double-leaf door	Yes	N 7 7 0 6 4 1 2 9 9 * 0 0 0 9

Note: For U-Face plate shaped versions, the end caps are included in the scope of supply. Please note that the backset is shortened by 1 mm for U-Face plate shaped versions.

Self-locking multi-point locks (SBP) narrow style

Panic function E



SBP multi-point lock N7712

Standard bolt, Euro profile cylinders, single-leaf, follower 9 mm, distance 92 mm,
DIN L/R

Function / Option
Standard
Secured latch bolt hold function

Backset
30 mm
35 mm
40 mm
45 mm

1
2
3
4

00
20

Item	Face plate shape	Face plate length	Door system	Monitoring	Order no.
SBP multi-point lock	F3 x 20 mm	1760 mm	Single-leaf door	No	N 7 7 1 2 4 * * 9 5 * 0 0 0 8
SBP multi-point lock	F3 x 24 mm	1760 mm	Single-leaf door	No	N 7 7 1 2 4 * * 9 5 * 0 0 0 7
SBP multi-point lock	U6 x 24 mm	1760 mm	Single-leaf door	No	N 7 7 1 2 4 * * 9 5 * 0 0 0 9

Note: For U-Face plate shaped versions, the end caps are included in the scope of supply. Please note that the backset is shortened by 1mm for U-Face plate shaped versions.

SBP multi-point lock N7712

Standard bolt, Swiss round cylinders, single-leaf, follower 9 mm, distance 94 mm,
DIN L/R

Function / Option
Standard
Secured latch bolt hold function

Backset
30 mm
35 mm
40 mm
45 mm

1
2
3
4

00
20

Item	Face plate shape	Face plate length	Door system	Monitoring	Order no.
SBP multi-point lock	F3 x 20 mm	1760 mm	Single-leaf door	No	N 7 7 1 2 4 * * 9 9 * 0 0 0 8
SBP multi-point lock	F3 x 24 mm	1760 mm	Single-leaf door	No	N 7 7 1 2 4 * * 9 9 * 0 0 0 7
SBP multi-point lock	U6 x 24 mm	1760 mm	Single-leaf door	No	N 7 7 1 2 4 * * 9 9 * 0 0 0 9

Note: For U-Face plate shaped versions, the end caps are included in the scope of supply. Please note that the backset is shortened by 1mm for U-Face plate shaped versions.

Self-locking multi-point locks (SBP) narrow style

Panic function E



SBP multi-point lock N7714

Standard bolt, Euro profile cylinders, double-leaf, follower 9 mm, distance 92 mm,
DIN L/R

Function / Option

Standard
Secured latch bolt hold function

Backset

30 mm
35 mm
40 mm
45 mm

1
2
3
4

Item	Face plate shape	Face plate length	Door system	Monitoring	Order no.
SBP multi-point lock	F3 x 20 mm	1760 mm	Double-leaf door	No	N 7 7 1 4 4 * * 9 5 * 0 0 0 8
SBP multi-point lock	F3 x 24 mm	1760 mm	Double-leaf door	No	N 7 7 1 4 4 * * 9 5 * 0 0 0 7
SBP multi-point lock	U6 x 24 mm	1760 mm	Double-leaf door	No	N 7 7 1 4 4 * * 9 5 * 0 0 0 9

Note: For U-Face plate shaped versions, the end caps are included in the scope of supply. Please note that the backset is shortened by 1 mm for U-Face plate shaped versions.

SBP multi-point lock N7714

Standard bolt, Swiss round cylinders, double-leaf, follower 9 mm, distance 94 mm,
DIN L/R

Function / Option

Standard
Secured latch bolt hold function

Backset

30 mm
35 mm
40 mm
45 mm

1
2
3
4

Item	Face plate shape	Face plate length	Door system	Monitoring	Order no.
SBP multi-point lock	F3 x 20 mm	1760 mm	Double-leaf door	No	N 7 7 1 4 4 * * 9 9 * 0 0 0 8
SBP multi-point lock	F3 x 24 mm	1760 mm	Double-leaf door	No	N 7 7 1 4 4 * * 9 9 * 0 0 0 7
SBP multi-point lock	U6 x 24 mm	1760 mm	Double-leaf door	No	N 7 7 1 4 4 * * 9 9 * 0 0 0 9

Note: For U-Face plate shaped versions, the end caps are included in the scope of supply. Please note that the backset is shortened by 1 mm for U-Face plate shaped versions.

Self-locking multi-point locks (SBP) narrow style

Panic function E



SBP multi-point lock N7712

Standard bolt, Euro profile cylinders, single-leaf with monitoring function,
follower 9 mm, distance 92 mm, DIN L/R

Function / Option

- Monitoring
- Secured latch bolt hold function + monitoring

- Backset
- 30 mm
 - 35 mm
 - 40 mm
 - 45 mm

- 1
- 2
- 3
- 4

- 12
- 22

Item	Face plate shape	Face plate length	Door system	Monitoring	Order no.
SBP multi-point lock	F3 x 20 mm	1760 mm	Single-leaf door	Yes	N 7 7 1 2 4 * * 9 5 * 0 0 0 8
SBP multi-point lock	F3 x 24 mm	1760 mm	Single-leaf door	Yes	N 7 7 1 2 4 * * 9 5 * 0 0 0 7
SBP multi-point lock	U6 x 24 mm	1760 mm	Single-leaf door	Yes	N 7 7 1 2 4 * * 9 5 * 0 0 0 9

Note: For U-Face plate shaped versions, the end caps are included in the scope of supply. Please note that the backset is shortened by 1mm for U-Face plate shaped versions.

SBP multi-point lock N7712

Standard bolt, Swiss round cylinders, single-leaf with monitoring function,
follower 9 mm, distance 94 mm, DIN L/R

Function / Option

- Monitoring
- Secured latch bolt hold function + monitoring

- Backset
- 30 mm
 - 35 mm
 - 40 mm
 - 45 mm

- 1
- 2
- 3
- 4

- 12
- 22

Item	Face plate shape	Face plate length	Door system	Monitoring	Order no.
SBP multi-point lock	F3 x 20 mm	1760 mm	Single-leaf door	Yes	N 7 7 1 2 4 * * 9 9 * 0 0 0 8
SBP multi-point lock	F3 x 24 mm	1760 mm	Single-leaf door	Yes	N 7 7 1 2 4 * * 9 9 * 0 0 0 7
SBP multi-point lock	U6 x 24 mm	1760 mm	Single-leaf door	Yes	N 7 7 1 2 4 * * 9 9 * 0 0 0 9

Note: For U-Face plate shaped versions, the end caps are included in the scope of supply. Please note that the backset is shortened by 1mm for U-Face plate shaped versions.

Self-locking multi-point locks (SBP) narrow style

Panic function E

**SBP multi-point lock N7714**

Standard bolt, Euro profile cylinders, double-leaf with monitoring function,
follower 9 mm, distance 92 mm, DIN L/R

Function / Option

Monitoring
Secured latch bolt hold function + monitoring

Backset

30 mm
35 mm
40 mm
45 mm

1
2
3
4

Item	Face plate shape	Face plate length	Door system	Monitoring	Order no.
SBP multi-point lock	F3 x 20 mm	1760 mm	Double-leaf door	Yes	N 7 7 1 4 4 * * 9 5 * 0 0 0 8
SBP multi-point lock	F3 x 24 mm	1760 mm	Double-leaf door	Yes	N 7 7 1 4 4 * * 9 5 * 0 0 0 7
SBP multi-point lock	U6 x 24 mm	1760 mm	Double-leaf door	Yes	N 7 7 1 4 4 * * 9 5 * 0 0 0 9

Note: For U-Face plate shaped versions, the end caps are included in the scope of supply. Please note that the backset is shortened by 1 mm for U-Face plate shaped versions.

SBP multi-point lock N7714

Standard bolt, Swiss round cylinders, double-leaf with monitoring function,
follower 9 mm, distance 94 mm, DIN L/R

Function / Option

Monitoring
Secured latch bolt hold function + monitoring

Backset

30 mm
35 mm
40 mm
45 mm

1
2
3
4

Item	Face plate shape	Face plate length	Door system	Monitoring	Order no.
SBP multi-point lock	F3 x 20 mm	1760 mm	Double-leaf door	Yes	N 7 7 1 4 4 * * 9 9 * 0 0 0 8
SBP multi-point lock	F3 x 24 mm	1760 mm	Double-leaf door	Yes	N 7 7 1 4 4 * * 9 9 * 0 0 0 7
SBP multi-point lock	U6 x 24 mm	1760 mm	Double-leaf door	Yes	N 7 7 1 4 4 * * 9 9 * 0 0 0 9

Note: For U-Face plate shaped versions, the end caps are included in the scope of supply. Please note that the backset is shortened by 1 mm for U-Face plate shaped versions.

Self-locking multi-point locks (SBP) narrow style

Passive leaf lock

Passive leaf lock N1930 for SBP locks

DIN L/R

Backset
30 mm
35 mm
40 mm
45 mm

1
2
3
4

Item	Face plate shape	Face plate length	Monitoring	Order no.
Passive leaf lock	F3 x 20 mm	270 mm	No	N 1 9 3 0 0 0 0 9 X * 0 0 0 G
Passive leaf lock	F3 x 24 mm	270 mm	No	N 1 9 3 0 0 0 0 9 X * 0 0 0 F
Passive leaf lock	U6 x 24 mm	270 mm	No	N 1 9 3 0 0 0 0 9 X * 0 0 0 J

Note: For U-Face plate shaped versions, the end caps are included in the scope of supply. Please note that the backset is shortened by 1 mm for U-Face plate shaped versions.

Panic passive leaf lock N1930 with monitoring function for SBP locks

With monitoring, DIN L/R

Backset
30 mm
35 mm
40 mm
45 mm

1
2
3
4

Item	Face plate shape	Face plate length	Monitoring	Order no.
Passive leaf lock	F3 x 20 mm	320 mm	Yes	N 1 9 3 0 0 1 2 9 X * 0 0 0 L
Passive leaf lock	F3 x 24 mm	320 mm	Yes	N 1 9 3 0 0 1 2 9 X * 0 0 0 K
Passive leaf lock	U6 x 24 mm	320 mm	Yes	N 1 9 3 0 0 1 2 9 X * 0 0 0 O

Note: For U-Face plate shaped versions, the end caps are included in the scope of supply. Please note that the backset is shortened by 1 mm for U-Face plate shaped versions.

Self-locking multi-point locks (SBP) narrow style

The versions: Data & Dimensions

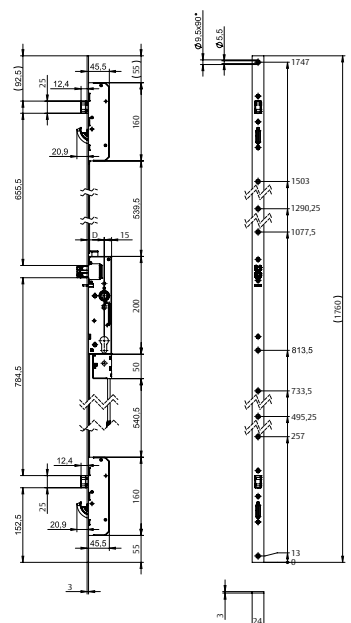
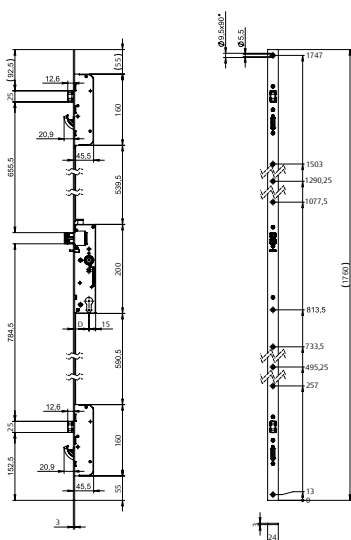
Technical attributes	
Latch	20 mm (mechanically self-blocking), DIN L/R convertible
Standards	Compliance with EN 179/EN 1125, Suitable for installation in fire doors
Distance	92 mm (prepared for Euro profile cylinder), 94 mm (prepared for Swiss round cylinder)
Backset	30, 35, 40, 45 mm
Handle follower	9 mm
Face plate shape	U-Face plate shaped face plate: U6 x 24 mm Flat face plate: F3 x 20 mm, F3 x 24 mm
Material faceplate	Stainless steel
Face plate length	1760 mm
Panic function	B, C, E (B and C inwards/outwards switchable)
Options	secured latch bolt hold function, extension by 4th bolt

SBP multi-point locking N78XX mechanical with hook bolt – self-locking multi-point locking

SBP multi-point lock N78XX with hook bolt in the auxillary lock cases in accordance with EN 179 and EN 1125 for narrow style doors. Approved for fire barriers according to EN 1634. Product-specific environmental product declaration (EPD) in accordance with EN 15804 with article-specific parameters.

Panic function	Single-leaf	Double-leaf
B	N7800	N7802
C	N7804	N7806
E	N7812	N7814

Suitable accessories can be found under Accessories.



SBP multi-point locking N78XX with hook bolt and monitoring function – self-locking panic lock

SBP multi-point locking N78XX with hook bolt in the auxillary lock cases in accordance with EN 179 and EN 1125 for narrow style doors. Approved for fire barriers according to EN 1634. Product-specific environmental product declaration (EPD) in accordance with EN 15804 with article-specific parameters.

Monitoring function with integrated bus system based on ASSA ABLOY Hi-O standard Simplified connection via a 5-wire cable on the IO module.

Monitoring of inside handle, outside handle, outside handle coupled, bolt monitoring, cylinder monitoring

Accessories	Order no.
Connection lead	N 5 9 5 5 1 0 1 0 0 0 0 0 0
IO module	N 5 9 5 0 0 0 0 0 0 0 0 0 1 0

Further accessories can be found under Accessories.

Further accessories can be found under Accessories.

Self-locking multi-point locks (SBP) narrow style

Panic function B

**SBP multi-point lock N7800 with hook bolt – self-locking panic lock**

Hook bolt, Euro profile cylinders, single-leaf, follower 9 mm, distance 92 mm,
DIN L/R

Backset

30 mm
35 mm
40 mm
45 mm

1
2
3
4

Item	Face plate shape	Face plate length	Door system	Monitoring	Order no.
SBP multi-point lock	F3 x 20 mm	1760 mm	Single-leaf door	No	N 7 8 0 0 4 0 0 9 5 * 0 0 0 8
SBP multi-point lock	F3 x 24 mm	1760 mm	Single-leaf door	No	N 7 8 0 0 4 0 0 9 5 * 0 0 0 7
SBP multi-point lock	U6 x 24 mm	1760 mm	Single-leaf door	No	N 7 8 0 0 4 0 0 9 5 * 0 0 0 9

Note: For U-Face plate shaped versions, the end caps are included in the scope of supply. Please note that the backset is shortened by 1 mm for U-Face plate shaped versions.

SBP multi-point lock N7800 with hook bolt – self-locking panic lock

Hook bolt, Swiss round cylinders, single-leaf, follower 9 mm, distance 94 mm,
DIN L/R

Backset

30 mm
35 mm
40 mm
45 mm

1
2
3
4

Item	Face plate shape	Face plate length	Door system	Monitoring	Order no.
SBP multi-point lock	F3 x 20 mm	1760 mm	Single-leaf door	No	N 7 8 0 0 4 0 0 9 9 * 0 0 0 8
SBP multi-point lock	F3 x 24 mm	1760 mm	Single-leaf door	No	N 7 8 0 0 4 0 0 9 9 * 0 0 0 7
SBP multi-point lock	U6 x 24 mm	1760 mm	Single-leaf door	No	N 7 8 0 0 4 0 0 9 9 * 0 0 0 9

Note: For U-Face plate shaped versions, the end caps are included in the scope of supply. Please note that the backset is shortened by 1 mm for U-Face plate shaped versions.

Self-locking multi-point locks (SBP) narrow style

Panic function B



SBP multi-point locking N7802 with hook bolt – self-locking panic lock

Hook bolt, Euro profile cylinders, double-leaf, follower 9 mm, distance 92 mm,
DIN L/R

Backset
30 mm
35 mm
40 mm
45 mm

1
2
3
4

Item	Face plate shape	Face plate length	Door system	Monitoring	Order no.
SBP multi-point lock	F3 x 20 mm	1760 mm	Double-leaf door	No	N 7 8 0 2 4 0 0 9 5 * 0 0 0 8
SBP multi-point lock	F3 x 24 mm	1760 mm	Double-leaf door	No	N 7 8 0 2 4 0 0 9 5 * 0 0 0 7
SBP multi-point lock	U6 x 24 mm	1760 mm	Double-leaf door	No	N 7 8 0 2 4 0 0 9 5 * 0 0 0 9

Note: For U-Face plate shaped versions, the end caps are included in the scope of supply. Please note that the backset is shortened by 1mm for U-Face plate shaped versions.

SBP multi-point locking N7802 with hook bolt– self-locking panic lock

Hook bolt, Swiss round cylinders, double-leaf, follower 9 mm, distance 94 mm,
DIN L/R

Backset
30 mm
35 mm
40 mm
45 mm

1
2
3
4

Item	Face plate shape	Face plate length	Door system	Monitoring	Order no.
SBP multi-point lock	F3 x 20 mm	1760 mm	Double-leaf door	No	N 7 8 0 2 4 0 0 9 9 * 0 0 0 8
SBP multi-point lock	F3 x 24 mm	1760 mm	Double-leaf door	No	N 7 8 0 2 4 0 0 9 9 * 0 0 0 7
SBP multi-point lock	U6 x 24 mm	1760 mm	Double-leaf door	No	N 7 8 0 2 4 0 0 9 9 * 0 0 0 9

Note: For U-Face plate shaped versions, the end caps are included in the scope of supply. Please note that the backset is shortened by 1mm for U-Face plate shaped versions.

Self-locking multi-point locks (SBP) narrow style

Panic function B

**SBP multi-point locking N7800 with hook bolt – self-locking panic lock**

Hook bolt, Euro profile cylinders, single-leaf with monitoring function, follower 9 mm, distance 92 mm, DIN L/R

Backset

30 mm
35 mm
40 mm
45 mm

1
2
3
4

Item	Face plate shape	Face plate length	Door system	Monitoring	Order no.
SBP multi-point lock	F3 x 20 mm	1760 mm	Single-leaf door	Yes	N 7 8 0 0 4 1 2 9 5 * 0 0 0 8
SBP multi-point lock	F3 x 24 mm	1760 mm	Single-leaf door	Yes	N 7 8 0 0 4 1 2 9 5 * 0 0 0 7
SBP multi-point lock	U6 x 24 mm	1760 mm	Single-leaf door	Yes	N 7 8 0 0 4 1 2 9 5 * 0 0 0 9

Note: For U-Face plate shaped versions, the end caps are included in the scope of supply. Please note that the backset is shortened by 1 mm for U-Face plate shaped versions.

SBP multi-point locking N7800 with hook bolt – self-locking panic lock

Hook bolt, Swiss round cylinders, single-leaf with monitoring function, follower 9 mm, distance 94 mm, DIN L/R

Backset

30 mm
35 mm
40 mm
45 mm

1
2
3
4

Item	Face plate shape	Face plate length	Door system	Monitoring	Order no.
SBP multi-point lock	F3 x 20 mm	1760 mm	Single-leaf door	Yes	N 7 8 0 0 4 1 2 9 9 * 0 0 0 8
SBP multi-point lock	F3 x 24 mm	1760 mm	Single-leaf door	Yes	N 7 8 0 0 4 1 2 9 9 * 0 0 0 7
SBP multi-point lock	U6 x 24 mm	1760 mm	Single-leaf door	Yes	N 7 8 0 0 4 1 2 9 9 * 0 0 0 9

Note: For U-Face plate shaped versions, the end caps are included in the scope of supply. Please note that the backset is shortened by 1 mm for U-Face plate shaped versions.

Self-locking multi-point locks (SBP) narrow style

Panic function B



SBP multi-point locking N7802 with hook bolt – self-locking panic lock

Hook bolt, Euro profile cylinders, double-leaf with monitoring function, follower 9 mm, distance 92 mm, DIN L/R

Backset
30 mm
35 mm
40 mm
45 mm

1
2
3
4

Item	Face plate shape	Face plate length	Door system	Monitoring	Order no.
SBP multi-point lock	F3 x 20 mm	1760 mm	Double-leaf door	Yes	N 7 8 0 2 4 1 2 9 5 * 0 0 0 8
SBP multi-point lock	F3 x 24 mm	1760 mm	Double-leaf door	Yes	N 7 8 0 2 4 1 2 9 5 * 0 0 0 7
SBP multi-point lock	U6 x 24 mm	1760 mm	Double-leaf door	Yes	N 7 8 0 2 4 1 2 9 5 * 0 0 0 9

Note: For U-Face plate shaped versions, the end caps are included in the scope of supply. Please note that the backset is shortened by 1mm for U-Face plate shaped versions.

SBP multi-point locking N7802 with hook bolt – self-locking panic lock

Hook bolt, Swiss round cylinders, double-leaf with monitoring function, follower 9 mm, distance 94 mm, DIN L/R

Backset
30 mm
35 mm
40 mm
45 mm

1
2
3
4

Item	Face plate shape	Face plate length	Door system	Monitoring	Order no.
SBP multi-point lock	F3 x 20 mm	1760 mm	Double-leaf door	Yes	N 7 8 0 2 4 1 2 9 9 * 0 0 0 8
SBP multi-point lock	F3 x 24 mm	1760 mm	Double-leaf door	Yes	N 7 8 0 2 4 1 2 9 9 * 0 0 0 7
SBP multi-point lock	U6 x 24 mm	1760 mm	Double-leaf door	Yes	N 7 8 0 2 4 1 2 9 9 * 0 0 0 9

Note: For U-Face plate shaped versions, the end caps are included in the scope of supply. Please note that the backset is shortened by 1mm for U-Face plate shaped versions.

Self-locking multi-point locks (SBP) narrow style

Panic function C



SBP multi-point locking N7804 with hook bolt – self-locking panic lock

Hook bolt, Euro profile cylinders, single-leaf, follower 9 mm, distance 92 mm, DIN L/R

Backset

30 mm
35 mm
40 mm
45 mm

1
2
3
4

Item	Face plate shape	Face plate length	Door system	Monitoring	Order no.
SBP multi-point lock	F3 x 20 mm	1760 mm	Single-leaf door	No	N 7 8 0 4 4 0 0 9 5 * 0 0 0 8
SBP multi-point lock	F3 x 24 mm	1760 mm	Single-leaf door	No	N 7 8 0 4 4 0 0 9 5 * 0 0 0 7
SBP multi-point lock	U6 x 24 mm	1760 mm	Single-leaf door	No	N 7 8 0 4 4 0 0 9 5 * 0 0 0 9

Note: For U-Face plate shaped versions, the end caps are included in the scope of supply. Please note that the backset is shortened by 1 mm for U-Face plate shaped versions.

SBP multi-point locking N7804 with hook bolt – self-locking panic lock

Hook bolt, Swiss round cylinders, single-leaf, follower 9 mm, distance 94 mm, DIN L/R

Backset

30 mm
35 mm
40 mm
45 mm

1
2
3
4

Item	Face plate shape	Face plate length	Door system	Monitoring	Order no.
SBP multi-point lock	F3 x 20 mm	1760 mm	Single-leaf door	No	N 7 8 0 4 4 0 0 9 9 * 0 0 0 8
SBP multi-point lock	F3 x 24 mm	1760 mm	Single-leaf door	No	N 7 8 0 4 4 0 0 9 9 * 0 0 0 7
SBP multi-point lock	U6 x 24 mm	1760 mm	Single-leaf door	No	N 7 8 0 4 4 0 0 9 9 * 0 0 0 9

Note: For U-Face plate shaped versions, the end caps are included in the scope of supply. Please note that the backset is shortened by 1 mm for U-Face plate shaped versions.

Self-locking multi-point locks (SBP) narrow style

Panic function C



SBP multi-point locking N7806 with hook bolt – self-locking panic lock

Hook bolt, Euro profile cylinders, double-leaf, follower 9 mm, distance 92 mm,
DIN L/R

Backset
30 mm
35 mm
40 mm
45 mm

1
2
3
4

Item	Face plate shape	Face plate length	Door system	Monitoring	Order no.
SBP multi-point lock	F3 x 20 mm	1760 mm	Double-leaf door	No	N 7 8 0 6 4 0 0 9 5 * 0 0 0 8
SBP multi-point lock	F3 x 24 mm	1760 mm	Double-leaf door	No	N 7 8 0 6 4 0 0 9 5 * 0 0 0 7
SBP multi-point lock	U6 x 24 mm	1760 mm	Double-leaf door	No	N 7 8 0 6 4 0 0 9 5 * 0 0 0 9

Note: For U-Face plate shaped versions, the end caps are included in the scope of supply. Please note that the backset is shortened by 1mm for U-Face plate shaped versions.

SBP multi-point locking N7806 with hook bolt – self-locking panic lock

Hook bolt, Swiss round cylinders, double-leaf, follower 9 mm, distance 94 mm,
DIN L/R

Backset
30 mm
35 mm
40 mm
45 mm

1
2
3
4

Item	Face plate shape	Face plate length	Door system	Monitoring	Order no.
SBP multi-point lock	F3 x 20 mm	1760 mm	Double-leaf door	No	N 7 8 0 6 4 0 0 9 9 * 0 0 0 8
SBP multi-point lock	F3 x 24 mm	1760 mm	Double-leaf door	No	N 7 8 0 6 4 0 0 9 9 * 0 0 0 7
SBP multi-point lock	U6 x 24 mm	1760 mm	Double-leaf door	No	N 7 8 0 6 4 0 0 9 9 * 0 0 0 9

Note: For U-Face plate shaped versions, the end caps are included in the scope of supply. Please note that the backset is shortened by 1mm for U-Face plate shaped versions.

Self-locking multi-point locks (SBP) narrow style

Panic function C



SBP multi-point locking N7804 with hook bolt – self-locking panic lock

Hook bolt, Euro profile cylinders, single-leaf with monitoring function, follower 9 mm, distance 92 mm, DIN L/R

Backset

30 mm
35 mm
40 mm
45 mm

1
2
3
4

Item	Face plate shape	Face plate length	Door system	Monitoring	Order no.
SBP multi-point lock	F3 x 20 mm	1760 mm	Single-leaf door	Yes	N 7 8 0 4 4 1 2 9 5 * 0 0 0 8
SBP multi-point lock	F3 x 24 mm	1760 mm	Single-leaf door	Yes	N 7 8 0 4 4 1 2 9 5 * 0 0 0 7
SBP multi-point lock	U6 x 24 mm	1760 mm	Single-leaf door	Yes	N 7 8 0 4 4 1 2 9 5 * 0 0 0 9

Note: For U-Face plate shaped versions, the end caps are included in the scope of supply. Please note that the backset is shortened by 1 mm for U-Face plate shaped versions.

SBP multi-point locking N7804 with hook bolt – self-locking panic lock

Hook bolt, Swiss round cylinders, single-leaf with monitoring function, follower 9 mm, distance 94 mm, DIN L/R

Backset

30 mm
35 mm
40 mm
45 mm

1
2
3
4

Item	Face plate shape	Face plate length	Door system	Monitoring	Order no.
SBP multi-point lock	F3 x 20 mm	1760 mm	Single-leaf door	Yes	N 7 8 0 4 4 1 2 9 9 * 0 0 0 8
SBP multi-point lock	F3 x 24 mm	1760 mm	Single-leaf door	Yes	N 7 8 0 4 4 1 2 9 9 * 0 0 0 7
SBP multi-point lock	U6 x 24 mm	1760 mm	Single-leaf door	Yes	N 7 8 0 4 4 1 2 9 9 * 0 0 0 9

Note: For U-Face plate shaped versions, the end caps are included in the scope of supply. Please note that the backset is shortened by 1 mm for U-Face plate shaped versions.

Self-locking multi-point locks (SBP) narrow style

Panic function C



SBP multi-point locking N7806 with hook bolt – self-locking panic lock

Hook bolt, Euro profile cylinders, double-leaf with monitoring function, follower 9 mm, distance 92 mm, DIN L/R

Backset
30 mm
35 mm
40 mm
45 mm

1
2
3
4

Item	Face plate shape	Face plate length	Door system	Monitoring	Order no.
SBP multi-point lock	F3 x 20 mm	1760 mm	Double-leaf door	Yes	N 7 8 0 6 4 1 2 9 5 * 0 0 0 8
SBP multi-point lock	F3 x 24 mm	1760 mm	Double-leaf door	Yes	N 7 8 0 6 4 1 2 9 5 * 0 0 0 7
SBP multi-point lock	U6 x 24 mm	1760 mm	Double-leaf door	Yes	N 7 8 0 6 4 1 2 9 5 * 0 0 0 9

Note: For U-Face plate shaped versions, the end caps are included in the scope of supply. Please note that the backset is shortened by 1mm for U-Face plate shaped versions.

SBP multi-point locking N7806 with hook bolt – self-locking panic lock

Hook bolt, Swiss round cylinders, double-leaf with monitoring function, follower 9 mm, distance 94 mm, DIN L/R

Backset
30 mm
35 mm
40 mm
45 mm

1
2
3
4

Item	Face plate shape	Face plate length	Door system	Monitoring	Order no.
SBP multi-point lock	F3 x 20 mm	1760 mm	Double-leaf door	Yes	N 7 8 0 6 4 1 2 9 9 * 0 0 0 8
SBP multi-point lock	F3 x 24 mm	1760 mm	Double-leaf door	Yes	N 7 8 0 6 4 1 2 9 9 * 0 0 0 7
SBP multi-point lock	U6 x 24 mm	1760 mm	Double-leaf door	Yes	N 7 8 0 6 4 1 2 9 9 * 0 0 0 9

Note: For U-Face plate shaped versions, the end caps are included in the scope of supply. Please note that the backset is shortened by 1mm for U-Face plate shaped versions.

Self-locking multi-point locks (SBP) narrow style

Panic function E



SBP multi-point locking N7812 with hook bolt – self-locking panic lock

Hook bolt, Euro profile cylinders, single-leaf, follower 9 mm, distance 92 mm,
DIN L/R

Function / Option

Standard
Secured latch bolt hold function

Backset

30 mm
35 mm
40 mm
45 mm

1
2
3
4

00
20

Item	Face plate shape	Face plate length	Door system	Monitoring	Order no.
SBP multi-point lock	F3 x 20 mm	1760 mm	Single-leaf door	No	N 7 8 1 2 4 * * 9 5 * 0 0 0 8
SBP multi-point lock	F3 x 24 mm	1760 mm	Single-leaf door	No	N 7 8 1 2 4 * * 9 5 * 0 0 0 7
SBP multi-point lock	U6 x 24 mm	1760 mm	Single-leaf door	No	N 7 8 1 2 4 * * 9 5 * 0 0 0 9

Note: For U-Face plate shaped versions, the end caps are included in the scope of supply. Please note that the backset is shortened by 1 mm for U-Face plate shaped versions.

Important: Variants with secured latch bolt hold function are not suitable for installation in fire doors.

SBP multi-point locking N7812 with hook bolt – self-locking panic lock

Hook bolt, Swiss round cylinders, single-leaf, follower 9 mm, distance 94 mm,
DIN L/R

Function / Option

Standard
Secured latch bolt hold function

Backset

30 mm
35 mm
40 mm
45 mm

1
2
3
4

00
20

Item	Face plate shape	Face plate length	Door system	Monitoring	Order no.
SBP multi-point lock	F3 x 20 mm	1760 mm	Single-leaf door	No	N 7 8 1 2 4 * * 9 9 * 0 0 0 8
SBP multi-point lock	F3 x 24 mm	1760 mm	Single-leaf door	No	N 7 8 1 2 4 * * 9 9 * 0 0 0 7
SBP multi-point lock	U6 x 24 mm	1760 mm	Single-leaf door	No	N 7 8 1 2 4 * * 9 9 * 0 0 0 9

Note: For U-Face plate shaped versions, the end caps are included in the scope of supply. Please note that the backset is shortened by 1 mm for U-Face plate shaped versions.

Important: Variants with secured latch bolt hold function are not suitable for installation in fire doors.

Self-locking multi-point locks (SBP) narrow style

Panic function E



SBP multi-point locking N7814 with hook bolt – self-locking panic lock

Hook bolt, Euro profile cylinders, double-leaf, follower 9 mm, distance 92 mm,
DIN L/R

Function / Option
Standard
Secured latch bolt hold function

Backset
30 mm
35 mm
40 mm
45 mm

1
2
3
4

00
20

Item	Face plate shape	Face plate length	Door system	Monitoring	Order no.
SBP multi-point lock	F3 x 20 mm	1760 mm	Double-leaf door	No	N 7 8 1 4 4 * * 9 5 * 0 0 0 8
SBP multi-point lock	F3 x 24 mm	1760 mm	Double-leaf door	No	N 7 8 1 4 4 * * 9 5 * 0 0 0 7
SBP multi-point lock	U6 x 24 mm	1760 mm	Double-leaf door	No	N 7 8 1 4 4 * * 9 5 * 0 0 0 9

Note: For U-Face plate shaped versions, the end caps are included in the scope of supply. Please note that the backset is shortened by 1mm for U-Face plate shaped versions.

Important: Variants with secured latch bolt hold function are not suitable for installation in fire doors.

SBP multi-point locking N7814 with hook bolt – self-locking panic lock

Hook bolt, Swiss round cylinders, double-leaf, follower 9 mm, distance 94 mm,
DIN L/R

Function / Option
Standard
Secured latch bolt hold function

Backset
30 mm
35 mm
40 mm
45 mm

1
2
3
4

00
20

Item	Face plate shape	Face plate length	Door system	Monitoring	Order no.
SBP multi-point lock	F3 x 20 mm	1760 mm	Double-leaf door	No	N 7 8 1 4 4 * * 9 9 * 0 0 0 8
SBP multi-point lock	F3 x 24 mm	1760 mm	Double-leaf door	No	N 7 8 1 4 4 * * 9 9 * 0 0 0 7
SBP multi-point lock	U6 x 24 mm	1760 mm	Double-leaf door	No	N 7 8 1 4 4 * * 9 9 * 0 0 0 9

Note: For U-Face plate shaped versions, the end caps are included in the scope of supply. Please note that the backset is shortened by 1mm for U-Face plate shaped versions.

Important: Variants with secured latch bolt hold function are not suitable for installation in fire doors.

Self-locking multi-point locks (SBP) narrow style

Panic function E



SBP multi-point locking N7812 with hook bolt – self-locking panic lock

Hook bolt, Euro profile cylinders, single-leaf with monitoring function, follower 9 mm, distance 92 mm, DIN L/R

Function / Option

Monitoring
Secured latch bolt hold function + monitoring

Backset

30 mm
35 mm
40 mm
45 mm

1
2
3
4

12
22

Item	Face plate shape	Face plate length	Door system	Monitoring	Order no.
SBP multi-point lock	F3 x 20 mm	1760 mm	Single-leaf door	Yes	N 7 8 1 2 4 * * 9 5 * 0 0 0 8
SBP multi-point lock	F3 x 24 mm	1760 mm	Single-leaf door	Yes	N 7 8 1 2 4 * * 9 5 * 0 0 0 7
SBP multi-point lock	U6 x 24 mm	1760 mm	Single-leaf door	Yes	N 7 8 1 2 4 * * 9 5 * 0 0 0 9

Note: For U-Face plate shaped versions, the end caps are included in the scope of supply. Please note that the backset is shortened by 1 mm for U-Face plate shaped versions.

Important: Variants with secured latch bolt hold function are not suitable for installation in fire doors.

SBP multi-point locking N7812 with hook bolt – self-locking panic lock

Hook bolt, Swiss round cylinders, single-leaf with monitoring function, follower 9 mm, distance 94 mm, DIN L/R

Function / Option

Monitoring
Secured latch bolt hold function + monitoring

Backset

30 mm
35 mm
40 mm
45 mm

1
2
3
4

12
22

Item	Face plate shape	Face plate length	Door system	Monitoring	Order no.
SBP multi-point lock	F3 x 20 mm	1760 mm	Single-leaf door	Yes	N 7 8 1 2 4 * * 9 9 * 0 0 0 8
SBP multi-point lock	F3 x 24 mm	1760 mm	Single-leaf door	Yes	N 7 8 1 2 4 * * 9 9 * 0 0 0 7
SBP multi-point lock	U6 x 24 mm	1760 mm	Single-leaf door	Yes	N 7 8 1 2 4 * * 9 9 * 0 0 0 9

Note: For U-Face plate shaped versions, the end caps are included in the scope of supply. Please note that the backset is shortened by 1 mm for U-Face plate shaped versions.

Important: Variants with secured latch bolt hold function are not suitable for installation in fire doors.

Self-locking multi-point locks (SBP) narrow style

Panic function E



SBP multi-point locking N7814 with hook bolt – self-locking panic lock

Hook bolt, Euro profile cylinders, double-leaf with monitoring function, follower 9 mm, distance 92 mm, DIN L/R

Function / Option

Monitoring

Secured latch bolt hold function + monitoring

Backset

30 mm
35 mm
40 mm
45 mm

1
2
3
4

12
22

Item	Face plate shape	Face plate length	Door system	Monitoring	Order no.
SBP multi-point lock	F3 x 20 mm	1760 mm	Double-leaf door	Yes	N 7 8 1 4 4 * * 9 5 * 0 0 0 8
SBP multi-point lock	F3 x 24 mm	1760 mm	Double-leaf door	Yes	N 7 8 1 4 4 * * 9 5 * 0 0 0 7
SBP multi-point lock	U6 x 24 mm	1760 mm	Double-leaf door	Yes	N 7 8 1 4 4 * * 9 5 * 0 0 0 9

Note: For U-Face plate shaped versions, the end caps are included in the scope of supply. Please note that the backset is shortened by 1mm for U-Face plate shaped versions.

Important: Variants with secured latch bolt hold function are not suitable for installation in fire doors.

SBP multi-point locking N7814 with hook bolt – self-locking panic lock

Hook bolt, Swiss round cylinders, double-leaf with monitoring function, follower 9 mm, distance 94 mm, DIN L/R

Function / Option

Monitoring

Secured latch bolt hold function + monitoring

Backset

30 mm
35 mm
40 mm
45 mm

1
2
3
4

12
22

Item	Face plate shape	Face plate length	Door system	Monitoring	Order no.
SBP multi-point lock	F3 x 20 mm	1760 mm	Double-leaf door	Yes	N 7 8 1 4 4 * * 9 9 * 0 0 0 8
SBP multi-point lock	F3 x 24 mm	1760 mm	Double-leaf door	Yes	N 7 8 1 4 4 * * 9 9 * 0 0 0 7
SBP multi-point lock	U6 x 24 mm	1760 mm	Double-leaf door	Yes	N 7 8 1 4 4 * * 9 9 * 0 0 0 9

Note: For U-Face plate shaped versions, the end caps are included in the scope of supply. Please note that the backset is shortened by 1mm for U-Face plate shaped versions.

Important: Variants with secured latch bolt hold function are not suitable for installation in fire doors.

Self-locking multi-point locks (SBP) narrow style

Passive leaf lock



Passive leaf lock N1930 for SBP locks
DIN L/R

Backset

30 mm
35 mm
40 mm
45 mm

1
2
3
4

Item	Face plate shape	Face plate length	Monitoring	Order no.
Passive leaf lock	F3 x 20 mm	270 mm	No	N 1 9 3 0 0 0 0 9 X * 0 0 0 G
Passive leaf lock	F3 x 24 mm	270 mm	No	N 1 9 3 0 0 0 0 9 X * 0 0 0 F
Passive leaf lock	U6 x 24 mm	270 mm	No	N 1 9 3 0 0 0 0 9 X * 0 0 0 J

Note: For U-Face plate shaped versions, the end caps are included in the scope of supply. Please note that the backset is shortened by 1mm for U-Face plate shaped versions.

SBP-Lock



Panic passive leaf lock N1930 with monitoring function for SBP locks
With monitoring, DIN L/R

Backset

30 mm
35 mm
40 mm
45 mm

1
2
3
4

Item	Face plate shape	Face plate length	Monitoring	Order no.
Passive leaf lock	F3 x 20 mm	320 mm	Yes	N 1 9 3 0 0 1 2 9 X * 0 0 0 L
Passive leaf lock	F3 x 24 mm	320 mm	Yes	N 1 9 3 0 0 1 2 9 X * 0 0 0 K
Passive leaf lock	U6 x 24 mm	320 mm	Yes	N 1 9 3 0 0 1 2 9 X * 0 0 0 O

Note: For U-Face plate shaped versions, the end caps are included in the scope of supply. Please note that the backset is shortened by 1mm for U-Face plate shaped versions.

Self-locking multi-point locks with handle control (SBP) narrow style

Combine security, safety, flexibility and comfort

The handle-controlled SBP multi-point locks with self-blocking latch bolt with 20 mm throw and are suitable for both single-leaf and double-leaf doors. The auxiliary lock cases have either a standard bolt or hook bolt together with a flip latch and lock together with the latch bolt in the main lock case.

With the handle control, the locks are released electrically, via access control, for example. The outside handle is engaged or disengaged depending on the setting (fail-locked/fail-unlocked). The monitoring function is integrated. The simplified connection via a 5-wire cable means that the lock can be connected to different ASSA ABLOY products with Hi-O Standard.

The handle-controlled SBP multi-point lock is combined with corresponding escutcheons or EPD's in accordance with EN179 and EN1125 (see approval certificates). For double-leaf full panic doors, the panic passive leaf lock N1930 is used. For use on single-leaf panic doors with inactive leaf, the espagnolette N1910 can be used. Faceplate extensions (4th bolt) for extra-high doors are available in different lengths.

- Small rear backset 15 mm
- Fail-locked/fail-unlocked operation
- Panic function inwards/outwards switchable
- Bus system for handle operation and for querying the integrated monitoring sensors (simplified connection via 5-wire cable)
- Security escutcheons and round rosettes can be screwed on through the lock
- Rotation angle of 35°
- Self-blocking latch bolt and flip latches in the additional case, reversible between DIN left and right in new design for greater strength and with integrated noise reduction
- Closed lock case
- Developed for Euro profile cylinder and Swiss round profile cylinder
- 4th bolt can be added

Self-locking multi-point locks, narrow style – the benefits:

- Environmental product declaration (EPD) in accordance with EN 15804
- Compliance with EN 179/EN 1125, EN 14846 and suitable for installation in fire doors

Top rod and optional bottom rod with patented "Easy Installation" for simple rod installation

VarioFix® for subsequent adjustment

Pierced to accept bolt through furniture

Same rotation angle of 35° as on the lock

Optional bottom rod with "Easy Installation"

Self-blocking latch bolt, reversible between DIN left and right in new design for greater strength and with integrated noise reduction

Closed lock case

Pierced to accept bolt through furniture

Developed for profile cylinders and Swiss round cylinders

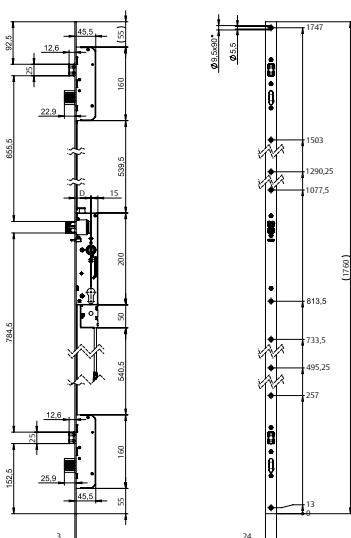
Optional: monitoring function with integrated bus system



Self-locking multi-point locks with handle control (SBP) narrow style

The versions: Data & Dimensions

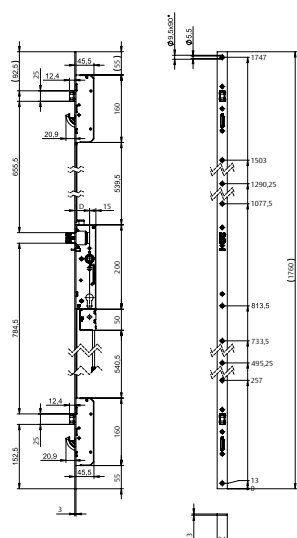
Technical attributes	
Backset	30, 35, 40, 45 mm
Distance	92 mm (prepared for Euro profile cylinder), 94 mm (prepared for Swiss round cylinder)
Face plate shape	U-Face plate shaped face plate: U6 x 24 mm Flat face plate: F3 x 20 mm, F3 x 24 mm
Face plate length	1760 mm
Material faceplate	Stainless steel
Latch	20 mm (mechanically self-blocking), DIN L/R convertible
Panic function	C - inwards/outwards switchable
Handle follower	9 mm
Operating voltage	12 V - 24 V DC +/- 15 %
Rated current consumption	120 mA / 80 mA
Operating mode	Inner handle > 5° operated; Outer handle > 5° operated; Outer handle coupled = on/off; Deadbolt monitoring = unlocked/locked; Cylinder monitoring
Standards	EN 179, EN 1125, EN14846 Suitable for installation in fire doors



Handle-controlled SBP multi-point lock N796X with standard bolt – self-locking panic lock

Handle-controlled SBP multi-point lock N796X according to EN 179 and EN 1125 for narrow style doors. Approved for fire barriers according to EN 1634. Product-specific environmental product declaration (EPD) in accordance with EN 15804 with article-specific parameters

Panic function	Single-leaf	Double-leaf
C	N7964	N7966



Handle-controlled SBP multi-point lock N797X with hook bolt – self-locking panic lock

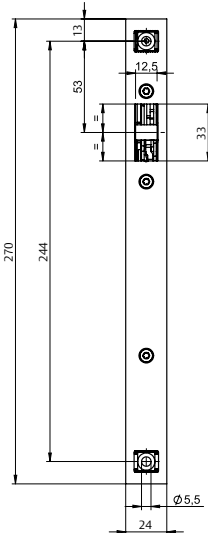
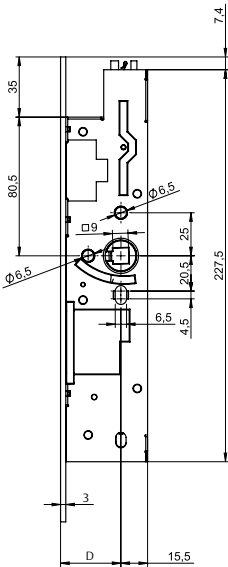
OneSystem SBP multi-point lock with handle control N797X according to EN 179 and EN 1125 for narrow style doors. Approved for fire barriers according to EN 1634. Product-specific environmental product declaration (EPD) in accordance with EN 15804 with article-specific parameters.

Panic function	Single-leaf	Double-leaf
C	N7974	N7976

Further accessories can be found under Accessories.

Self-locking multi-point locks with handle control (SBP) narrow style

The versions: Data & Dimensions

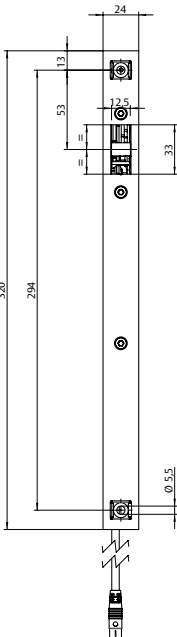
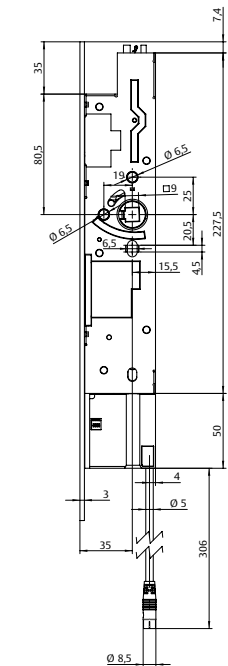


Passive leaf lock N1930 for SBP locks

OneSystem panic passive leaf lock N1930 for automatic locking of the inactive leaf upwards and downwards for double-leaf doors. For use with OneSystem locks from the N7XXX series on the active leaf. Approved for fire barriers as per EN 1634. Product-specific environmental product declaration (EPD) as per EN 15804 with article-specific parameters.

Model
N1930

Suitable accessories can be found under Accessories.



Panic passive leaf lock N1930 with monitoring function for SBP locks

OneSystem panic passive leaf lock N1930 for automatic locking of the inactive leaf upwards and downwards for double-leaf doors. For use with OneSystem locks from the N7XXX series on the active leaf. Approved for fire barriers as per EN 1634. Product-specific environmental product declaration (EPD) as per EN 15804 with article-specific parameters.

Monitoring function with integrated bus system based on ASSA ABLOY Hi-O standard Simplified connection via a 5-wire cable on the IO module

Monitoring of latch bolt monitoring; – panic handle – inside handle actuated > 5°

Accessories	Order no.
Connection lead	N 5 9 5 5 1 0 1 0 0 0 0 0 0 0
IO module	N 5 9 5 0 0 0 0 0 0 0 0 0 1 0

Further accessories can be found under Accessories.

Self-locking multi-point locks with handle control (SBP) narrow style

Panic function C



SBP multi-point locks N7964 with handle control – self-locking panic lock

Standard bolt, Euro profile cylinders, single-leaf, follower 9 mm, distance 92 mm, DIN L/R

Backset

30 mm
35 mm
40 mm
45 mm

1
2
3
4

Item	Face plate shape	Face plate length	Door system	Monitoring	Order no.
Handle-controlled SBP multi-point lock	F3 x 20 mm	1760 mm	Single-leaf door	Yes	N 7 9 6 4 4 1 2 9 5 * 0 0 0 8
Handle-controlled SBP multi-point lock	F3 x 24 mm	1760 mm	Single-leaf door	Yes	N 7 9 6 4 4 1 2 9 5 * 0 0 0 7
Handle-controlled SBP multi-point lock	U6 x 24 mm	1760 mm	Single-leaf door	Yes	N 7 9 6 4 4 1 2 9 5 * 0 0 0 9

Note: For U-Face plate shaped versions, the end caps are included in the scope of supply. Please note that the backset is shortened by 1 mm for U-Face plate shaped versions.

SBP multi-point locks N7964 with handle control – self-locking panic lock

Standard bolt, Swiss round cylinders, single-leaf, follower 9 mm, distance 94 mm, DIN L/R

Backset

30 mm
35 mm
40 mm
45 mm

1
2
3
4

Item	Face plate shape	Face plate length	Door system	Monitoring	Order no.
Handle-controlled SBP multi-point lock	F3 x 20 mm	1760 mm	Single-leaf door	Yes	N 7 9 6 4 4 1 2 9 9 * 0 0 0 8
Handle-controlled SBP multi-point lock	F3 x 24 mm	1760 mm	Single-leaf door	Yes	N 7 9 6 4 4 1 2 9 9 * 0 0 0 7
Handle-controlled SBP multi-point lock	U6 x 24 mm	1760 mm	Single-leaf door	Yes	N 7 9 6 4 4 1 2 9 9 * 0 0 0 9

Note: For U-Face plate shaped versions, the end caps are included in the scope of supply. Please note that the backset is shortened by 1 mm for U-Face plate shaped versions.

Self-locking multi-point locks with handle control (SBP) narrow style Panic function C



SBP multi-point locks N7966 with handle control – self-locking panic lock

Standard bolt, Euro profile cylinders, double-leaf, follower 9 mm, distance 92 mm,
DIN L/R

Backset

30 mm
35 mm
40 mm
45 mm

1
2
3
4

Item	Face plate shape	Face plate length	Door system	Monitoring	Order no.
Handle-controlled SBP multi-point lock	F3 x 20 mm	1760 mm	Double-leaf door	Yes	N 7 9 6 6 4 1 2 9 5 * 0 0 0 8
Handle-controlled SBP multi-point lock	F3 x 24 mm	1760 mm	Double-leaf door	Yes	N 7 9 6 6 4 1 2 9 5 * 0 0 0 7
Handle-controlled SBP multi-point lock	U6 x 24 mm	1760 mm	Double-leaf door	Yes	N 7 9 6 6 4 1 2 9 5 * 0 0 0 9

Note: For U-Face plate shaped versions, the end caps are included in the scope of supply. Please note that the backset is shortened by 1mm for U-Face plate shaped versions.

SBP multi-point locks N7966 with handle control – self-locking panic lock

Standard bolt, Swiss round cylinders, double-leaf, follower 9 mm, distance 94 mm,
DIN L/R

Backset

30 mm
35 mm
40 mm
45 mm

1
2
3
4

Item	Face plate shape	Face plate length	Door system	Monitoring	Order no.
Handle-controlled SBP multi-point lock	F3 x 20 mm	1760 mm	Double-leaf door	Yes	N 7 9 6 6 4 1 2 9 9 * 0 0 0 8
Handle-controlled SBP multi-point lock	F3 x 24 mm	1760 mm	Double-leaf door	Yes	N 7 9 6 6 4 1 2 9 9 * 0 0 0 7
Handle-controlled SBP multi-point lock	U6 x 24 mm	1760 mm	Double-leaf door	Yes	N 7 9 6 6 4 1 2 9 9 * 0 0 0 9

Note: For U-Face plate shaped versions, the end caps are included in the scope of supply. Please note that the backset is shortened by 1mm for U-Face plate shaped versions.

Self-locking multi-point locks with handle control (SBP) narrow style

Panic function C



SBP multi-point locks N7974 with handle control – self-locking panic lock

Hook bolt, Euro profile cylinders, single-leaf, follower 9 mm, distance 92 mm, DIN L/R

Backset

30 mm
35 mm
40 mm
45 mm

1
2
3
4

Item	Face plate shape	Face plate length	Door system	Monitoring	Order no.
Handle-controlled SBP multi-point lock	F3 x 20 mm	1760 mm	Single-leaf door	Yes	N 7 9 7 4 4 1 2 9 5 * 0 0 0 8
Handle-controlled SBP multi-point lock	F3 x 24 mm	1760 mm	Single-leaf door	Yes	N 7 9 7 4 4 1 2 9 5 * 0 0 0 7
Handle-controlled SBP multi-point lock	U6 x 24 mm	1760 mm	Single-leaf door	Yes	N 7 9 7 4 4 1 2 9 5 * 0 0 0 9

Note: For U-Face plate shaped versions, the end caps are included in the scope of supply. Please note that the backset is shortened by 1 mm for U-Face plate shaped versions.

SBP multi-point locks N7974 with handle control – self-locking panic lock

Hook bolt, Swiss round cylinders, single-leaf, follower 9 mm, distance 94 mm, DIN L/R

Backset

30 mm
35 mm
40 mm
45 mm

1
2
3
4

Item	Face plate shape	Face plate length	Door system	Monitoring	Order no.
Handle-controlled SBP multi-point lock	F3 x 20 mm	1760 mm	Single-leaf door	Yes	N 7 9 7 4 4 1 2 9 9 * 0 0 0 8
Handle-controlled SBP multi-point lock	F3 x 24 mm	1760 mm	Single-leaf door	Yes	N 7 9 7 4 4 1 2 9 9 * 0 0 0 7
Handle-controlled SBP multi-point lock	U6 x 24 mm	1760 mm	Single-leaf door	Yes	N 7 9 7 4 4 1 2 9 9 * 0 0 0 9

Note: For U-Face plate shaped versions, the end caps are included in the scope of supply. Please note that the backset is shortened by 1 mm for U-Face plate shaped versions.

Self-locking multi-point locks with handle control (SBP) narrow style

Panic function C



SBP multi-point locks N7976 with handle control – self-locking panic lock
Hook bolt, Euro profile cylinders, double-leaf, follower 9 mm, distance 92 mm,
DIN L/R

Backset
30 mm
35 mm
40 mm
45 mm

1
2
3
4

Item	Face plate shape	Face plate length	Door system	Monitoring	Order no.
Handle-controlled SBP multi-point lock	F3 x 20 mm	1760 mm	Double-leaf door	Yes	N 7 9 7 6 4 1 2 9 5 * 0 0 0 8
Handle-controlled SBP multi-point lock	F3 x 24 mm	1760 mm	Double-leaf door	Yes	N 7 9 7 6 4 1 2 9 5 * 0 0 0 7
Handle-controlled SBP multi-point lock	U6 x 24 mm	1760 mm	Double-leaf door	Yes	N 7 9 7 6 4 1 2 9 5 * 0 0 0 9

Note: For U-Face plate shaped versions, the end caps are included in the scope of supply. Please note that the backset is shortened by 1mm for U-Face plate shaped versions.

SBP multi-point locks N7976 with handle control – self-locking panic lock
Hook bolt, Swiss round cylinders, double-leaf, follower 9 mm, distance 94 mm,
DIN L/R

Backset
30 mm
35 mm
40 mm
45 mm

1
2
3
4

Item	Face plate shape	Face plate length	Door system	Monitoring	Order no.
Handle-controlled SBP multi-point lock	F3 x 20 mm	1760 mm	Double-leaf door	Yes	N 7 9 7 6 4 1 2 9 9 * 0 0 0 8
Handle-controlled SBP multi-point lock	F3 x 24 mm	1760 mm	Double-leaf door	Yes	N 7 9 7 6 4 1 2 9 9 * 0 0 0 7
Handle-controlled SBP multi-point lock	U6 x 24 mm	1760 mm	Double-leaf door	Yes	N 7 9 7 6 4 1 2 9 9 * 0 0 0 9

Note: For U-Face plate shaped versions, the end caps are included in the scope of supply. Please note that the backset is shortened by 1mm for U-Face plate shaped versions.

Self-locking multi-point locks with handle control (SBP) narrow style Passive leaf lock



Passive leaf lock N1930 for SBP locks DIN L/R

Backset

30 mm
35 mm
40 mm
45 mm

1
2
3
4

Item	Face plate shape	Face plate length	Monitoring	Order no.
Passive leaf lock	F3 x 20 mm	270 mm	No	N 1 9 3 0 0 0 0 9 X * 0 0 0 G
Passive leaf lock	F3 x 24 mm	270 mm	No	N 1 9 3 0 0 0 0 9 X * 0 0 0 F
Passive leaf lock	U6 x 24 mm	270 mm	No	N 1 9 3 0 0 0 0 9 X * 0 0 0 J

Note: For U-Face plate shaped versions, the end caps are included in the scope of supply. Please note that the backset is shortened by 1mm for U-Face plate shaped versions.



Panic passive leaf lock N1930 with monitoring function for SBP locks With monitoring, DIN L/R

Backset

30 mm
35 mm
40 mm
45 mm

1
2
3
4

Item	Face plate shape	Face plate length	Monitoring	Order no.
Passive leaf lock	F3 x 20 mm	320 mm	Yes	N 1 9 3 0 0 1 2 9 X * 0 0 0 L
Passive leaf lock	F3 x 24 mm	320 mm	Yes	N 1 9 3 0 0 1 2 9 X * 0 0 0 K
Passive leaf lock	U6 x 24 mm	320 mm	Yes	N 1 9 3 0 0 1 2 9 X * 0 0 0 O

Note: For U-Face plate shaped versions, the end caps are included in the scope of supply. Please note that the backset is shortened by 1mm for U-Face plate shaped versions.

Mechanical security locks 309N/319N

The mechanical self-locking panic lock

The mechanical security panic locks 309N and 319N are an improved version of the successful security locks 309. The single and multi-point locks have the same lock case dimensions. Whether mechanical, motorised or handle-controlled – the uniform dimensions guarantee easy installation and simple expansion of the lock system. In combination with the OneSystem panic bars type A and type B, they fulfill the requirements in accordance with EN 1125. The requirements in accordance with EN 179 are fulfilled in combination with various handle Versions.

Mechanical security locks 309N/319N – the benefits:

- Environmental product declaration (EPD) in accordance with EN 15804 (in preparation)
- Tested for 500,000 cycles and 300 kg door weight

- Lock variants for double-leaf doors with full panic function, passive leaf lock with security top locking for RC doors
- Self-locking with mechanical sequence control system
- Suitability for fire doors, EN 1634-1
- Tested in accordance with EN 179/ EN 1125
- Mechanical locking 309N/319N: Versions with panic function E and B
- 6 mm full face plate for added security
- Uniform lock case dimensions, compatible with 809N/819N (electro-mechanical) and 509N/519N (motor lock)
- Suitable for DIN left/right use thanks to universal double action latch and reversible control latch
- Security escutcheon and oval roses can be screwed on through the lock
- Panic side outwards or inwards opening, reversible (panic function B)
- Solid, surface-hardened deadbolts with 20 mm throw, transverse shear stress 20,000 N
- One variant for Euro profile cylinder and Swiss round profile cylinder
- Burglary prevention: Can be achieved in suitable door systems up to RC2 (single lock) and RC4 (multi-point locking)

3 solid, surface-hardened dead bolts with 20 mm throw, transverse shear stress 20,000 N

6 mm full face plate with integrated drive rod for additional security

Optional: integrated latch lock for escape door strikes

Optional: integrated unlocking pin for double-leaf panic doors

6 mm full face plate for additional security

Suitable for DIN left/right use thanks to universal double action latch and reversible control latch

Solid, surface-hardened dead bolts with 20 mm throw, transverse shear stress 20,000 N

Uniform lock case dimensions, compatible with 809N/819N (electromechanical) and 509N/519N (motorised lock)

Security fittings and oval rosettes can be screwed on through the lock

Panic side outwards or inwards opening, reversible (panic function B)

One variant for Euro profile cylinders and Swiss round profile cylinders



Suitable accessories can be found under Accessories.

Mechanical security locks 309N

Euro profile cylinders and Swiss round cylinders, single-leaf



Panic security lock 309NB / 309NE
Euro profile cylinders, EN 179 & EN 1125, follower 9 mm,
distance 92 mm

Backset	
35 mm	0
40 mm	1
45 mm	2
55 mm	4
65 mm	6
80 mm	8

Item	Face plate shape	Face plate length	Panic function	Order no.
Panic security lock, me- chanical	F6 x 24 mm	446 mm	B	3 0 9 N B 0 0 1 * 5 4 0 0 0 0
Panic security lock, me- chanical	F6 x 24 mm	446 mm	E	3 0 9 N E 0 0 1 * 5 0 0 0 0 0
Panic security lock, me- chanical	F3 x 24 mm	446 mm	B	3 0 9 N B 0 9 1 * 5 4 0 0 0 0
Panic security lock, me- chanical	F3 x 24 mm	446 mm	E	3 0 9 N E 0 9 1 * 5 0 0 0 0 0

Strikeplate must be ordered separately.

Panic security lock 309NB / 309NE
Swiss round cylinder, EN 179 & EN 1125, follower 9 mm,
distance 94 mm

Backset	
35 mm	0
40 mm	1
45 mm	2
55 mm	4
65 mm	6
80 mm	8

Item	Face plate shape	Face plate length	Panic function	Order no.
Panic security lock, me- chanical	F6 x 24 mm	446 mm	B	3 0 9 N B 0 0 1 * 9 4 0 0 0 0
Panic security lock, me- chanical	F6 x 24 mm	446 mm	E	3 0 9 N E 0 0 1 * 9 0 0 0 0 0
Panic security lock, me- chanical	F3 x 24 mm	446 mm	B	3 0 9 N B 0 9 1 * 9 4 0 0 0 0
Panic security lock, me- chanical	F3 x 24 mm	446 mm	E	3 0 9 N E 0 9 1 * 9 0 0 0 0 0

Strikeplate must be ordered separately.

Mechanical security locks 309N

Euro profile cylinders and Swiss round cylinders, double-leaf



Panic security lock 309NB7/ 309NE7

Euro profile cylinders, EN 179 & EN 1125, follower 9 mm, distance 92 mm

Backset
35 mm
40 mm
45 mm
55 mm
65 mm
80 mm

0
1
2
4
6
8

Item	Face plate shape	Face plate length	Panic function	Order no.
Panic security lock, mechanical	F6 x 24 mm	446 mm	B	3 0 9 N B 7 0 1 * 5 4 0 0 0 0
Panic security lock, mechanical	F6 x 24 mm	446 mm	E	3 0 9 N E 7 0 1 * 5 0 0 0 0 0
Panic security lock, mechanical	F3 x 24 mm	446 mm	B	3 0 9 N B 7 9 1 * 5 4 0 0 0 0
Panic security lock, mechanical	F3 x 24 mm	446 mm	E	3 0 9 N B 7 9 1 * 5 0 0 0 0 0

Panic security lock 309NB7/ 309NE7

Swiss round cylinder, EN 179 & EN 1125, follower 9 mm, distance 94 mm

Backset
35 mm
40 mm
45 mm
55 mm
65 mm
80 mm

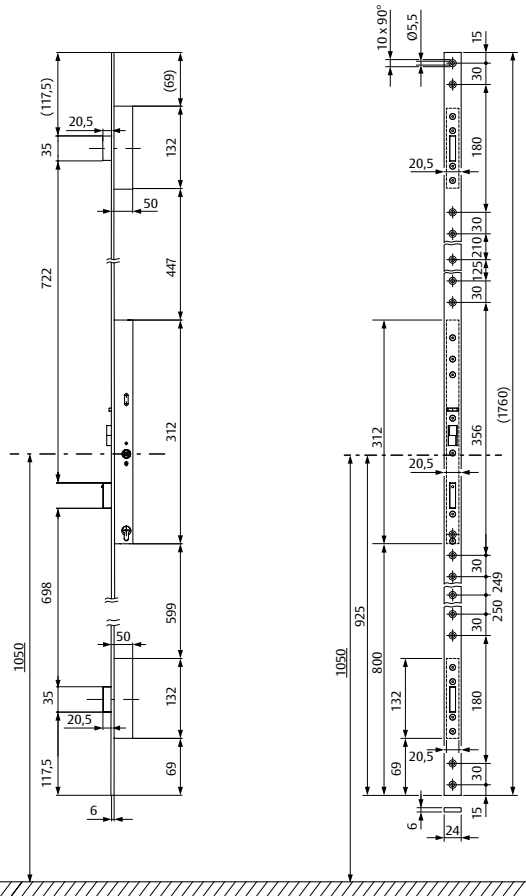
0
1
2
4
6
8

Item	Face plate shape	Face plate length	Panic function	Order no.
Panic security lock, mechanical	F6 x 24 mm	446 mm	B	3 0 9 N B 7 0 1 * 9 4 0 0 0 0
Panic security lock, mechanical	F6 x 24 mm	446 mm	E	3 0 9 N E 7 0 1 * 9 0 0 0 0 0
Panic security lock, mechanical	F3 x 24 mm	446 mm	B	3 0 9 N B 7 9 1 * 9 4 0 0 0 0
Panic security lock, mechanical	F3 x 24 mm	446 mm	E	3 0 9 N B 7 9 1 * 9 0 0 0 0 0

Mechanical security locks 319N

The versions: Data & Dimensions

Technical attributes	
Certified in compliance with	EN 179 / EN 1125
Dimension housing	312 x 20 x backset + 15,5 mm (L x B x H)
Side deadbolt stress according to EN 12209	20.000 N
Deadbolt counterforce according to EN 12209	6.000 N
Backset	35, 40, 45, 55, 65, 80 mm
Handle follower	9 mm
Distance	92 mm (prepared for Euro profile cylinder), 94 mm (prepared for Swiss round cylinder)
Bolt throw	20 mm
Faceplate dimensions	1760 x 24 x 6 mm
Material faceplate	Chrome-plated steel

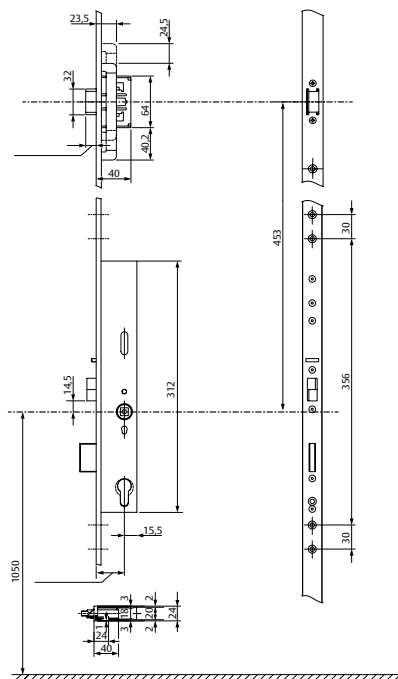


Panic security multi-point locking 319NE / 319NB

The 319N is a self-locking panic lock with multi-point locking for single- and double-leaf doors. It fulfils the requirements for burglary-resistant doors, fire doors, escape doors and panic doors in accordance with EN 179 and EN 1125. A mechanical sequence control system reliably prevents unwanted extension of the bolt when the door is open. The lock can be used universally for DL/DR with a universal double action latch and switchable control latch.

Panic function	Single-leaf	Double-leaf
B	319NB	319NB7
E	319NE	319NE7

Suitable accessories can be found under Accessories.



The 319N is a self-activating lock with multi-point lock for single-leaf doors. It fulfills the requirements for burglary-resistant doors and fire doors, which have no additional emergency exit door or panic door requirements. A mechanical sequence control system reliably prevents unwanted extension of the bolt when the door is open. The lock can be used universally for DL/DR with a universal double action latch and switchable control latch.

319N0

Suitable accessories can be found under Accessories.

The 319N is a self-activating panic lock with multi-point lock for single-leaf doors. It fulfills the requirements for burglary-resistant doors, fire doors, emergency exit doors and panic doors in accordance with EN 179 and EN 1125. A mechanical sequence control system reliably prevents unwanted extension of the bolt when the door is open. The lock can be used universally for DL/DR with a universal double action latch, switchable control latch and reversible latch lock. A latch lock also integrated in the face plate acts as the mating component for use with an escape door strike as an escape door lock.

Panic function	Single-leaf
B	319NB
E	319NE

Suitable accessories can be found under Accessories.

Mechanical security locks 319N

With panic function, Euro profile cylinders and
Swiss round cylinders, single-leaf

Panic security multi-point lock 319NE / 319NB

Euro profile cylinders, EN 179 & EN 1125, follower 9 mm, distance 92 mm

Backset	
35 mm	0
40 mm	1
45 mm	2
55 mm	4
65 mm	6
80 mm	8

Item	Face plate shape	Face plate length	Panic function	Order no.
Panic security multi-point lock, self-activating, mechanical	F6 x 24 mm	1760 mm	B	3 1 9 N B 0 0 1 * 5 4 0 0 0 0
Panic security multi-point lock, self-activating, mechanical	F6 x 24 mm	1760 mm	E	3 1 9 N E 0 0 1 * 5 0 0 0 0 0
Panic security multi-point lock, self-activating, mechanical	F6 x 24 mm	1760 mm	B	3 1 9 N B 0 F 1 * 5 4 0 0 0 0
Panic security multi-point lock, self-activating, mechanical	F6 x 24 mm	1760 mm	E	3 1 9 N E 0 F 1 * 5 0 0 0 0 0

Strikeplate must be ordered separately.

--- Latch lock optional

Panic security multi-point lock 319NE7 / 319NB7

Swiss round cylinder, EN 179 & EN 1125, follower 9 mm, distance 94 mm

Backset	
35 mm	0
40 mm	1
45 mm	2
55 mm	4
65 mm	6
80 mm	8

Item	Face plate shape	Face plate length	Panic function	Order no.
Panic security multi-point lock, self-activating, mechanical	F6 x 24 mm	1760 mm	B	3 1 9 N B 0 0 1 * 9 4 0 0 0 0
Panic security multi-point lock, self-activating, mechanical	F6 x 24 mm	1760 mm	B	3 1 9 N B 0 F 1 * 9 4 0 0 0 0
Panic security multi-point lock, self-activating, mechanical	F6 x 24 mm	1760 mm	E	3 1 9 N E 0 0 1 * 9 0 0 0 0 0
Panic security multi-point lock, self-activating, mechanical	F6 x 24 mm	1760 mm	E	3 1 9 N E 0 F 1 * 9 0 0 0 0 0

Strikeplate must be ordered separately.

--- Latch lock optional

Mechanical security locks 319NB7 / 319NE7

With panic function, Euro profile cylinders and Swiss round cylinders, double-leaf



Panic security multi-point lock 319NE7 / 319NB7

Euro profile cylinders, EN 179 & EN 1125, follower 9 mm, distance 92 mm

Backset
35 mm
40 mm
45 mm
55 mm
65 mm
80 mm

0
1
2
4
6
8

Item	Face plate shape	Face plate length	Panic function	Order no.
Panic security multi-point lock, self-activating, mechanical	F6 x 24 mm	1760 mm	B	3 1 9 N B 7 0 1 * 5 4 0 0 0 0
Panic security multi-point lock, self-activating, mechanical	F6 x 24 mm	1760 mm	E	3 1 9 N E 7 0 1 * 5 0 0 0 0 0

Strikeplate must be ordered separately.

Panic security multi-point lock 319NE7 / 319NB7

Swiss round cylinder, EN 179 & EN 1125, follower 9 mm, distance 94 mm

Backset
35 mm
40 mm
45 mm
55 mm
65 mm
80 mm

0
1
2
4
6
8

Item	Face plate shape	Face plate length	Panic function	Order no.
Panic security multi-point lock, self-activating, mechanical	F6 x 24 mm	1760 mm	B	3 1 9 N B 7 0 1 * 9 4 0 0 0 0
Panic security multi-point lock, self-activating, mechanical	F6 x 24 mm	1760 mm	E	3 1 9 N E 7 0 1 * 9 0 0 0 0 0

Strikeplate must be ordered separately.

Mechanical security locks 319N

Without panic function, Euro profile cylinder



Security multi-point lock 319N0

Euro profile cylinder, without panic function, handle follower 9 mm, distance 92 mm

Backset	
35 mm	0
40 mm	1
45 mm	2
55 mm	4
65 mm	6
80 mm	8

Item	Face plate shape	Face plate length	Order no.
Security multi-point lock with continuous follower	F6 x 24 mm	1760 mm	3 1 9 N 0 0 0 1 * 5 0 0 0 0 0

Strike plate must be ordered separately.

Security multi-point lock 319N0

Swiss round cylinder, without panic function, handle follower 9 mm, distance 94 mm

Backset	
35 mm	0
40 mm	1
45 mm	2
55 mm	4
65 mm	6
80 mm	8

Item	Face plate shape	Face plate length	Order no.
Security multi-point lock with continuous follower	F6 x 24 mm	1760 mm	3 1 9 N 0 0 0 1 * 9 0 0 0 0 0

Strike plate must be ordered separately.

Motorised security locks 509N/519N

The motorised self-locking panic lock

The motorised security locks 509N and 519N are an improved version of the successful security locks 509E/519. The single and multi-point locks have the same lock case dimensions. Whether mechanical, motorised or handle-controlled – the uniform dimensions guarantee easy installation and simple expansion of the lock system. In combination with the OneSystem panic bars type A and type B, they fulfill the requirements in accordance with EN 1125. The requirements in accordance with EN 179 are fulfilled in combination with various handle Versions.

Motorised security locks 509N/519N – the benefits:

- Integrated motorised drive
- Integrated electronic control device for external activation without additional control, additional functions via the external OneSystem IO module available as an alternative

- Hi-O bus technology for connection to the ASSA ABLOY Hi-O bus system
- Integrated monitoring functions via contactless sensors for status query via the external OneSystem IO module:
 - Door status via strikeplate contact
 - Bolt position retracted and extended
 - Cylinder monitoring
 - Handle follower monitoring
- Uniform connection technology: 2-wire bus technology
- 6 mm full face plate for added security
- Uniform lock case dimensions, compatible with 309N/319N (mechanical) and 809N/819N (electro-mechanical)
- Suitable for DIN left/right use thanks to universal double action latch and reversible control latch
- Security escutcheon and oval roses can be screwed on through the lock
- Solid, surface-hardened deadbolts with 20 mm throw, transverse shear stress 20,000 N
- One variant for Euro profile cylinder and Swiss round profile cylinder

3 solid, surface-hardened dead bolts with 20 mm throw, transverse shear stress 20,000 N

6 mm full face plate with integrated drive rod for additional security

Optional: integrated latch lock for escape door strikes

Optional: integrated unlocking pin for double-leaf panic doors

6 mm full face plate for additional security

Suitable for DIN left/right use thanks to universal double action latch and reversible control latch

Solid, surface-hardened dead bolts with 20 mm throw, transverse shear stress 20,000 N

Uniform lock case dimensions, compatible with 809N/819N (electromechanical) and 509N/519N (motorised lock)

Uniform lock case dimensions, compatible with 309N/319N (mechanical) and 809N/819N (electromechanical)

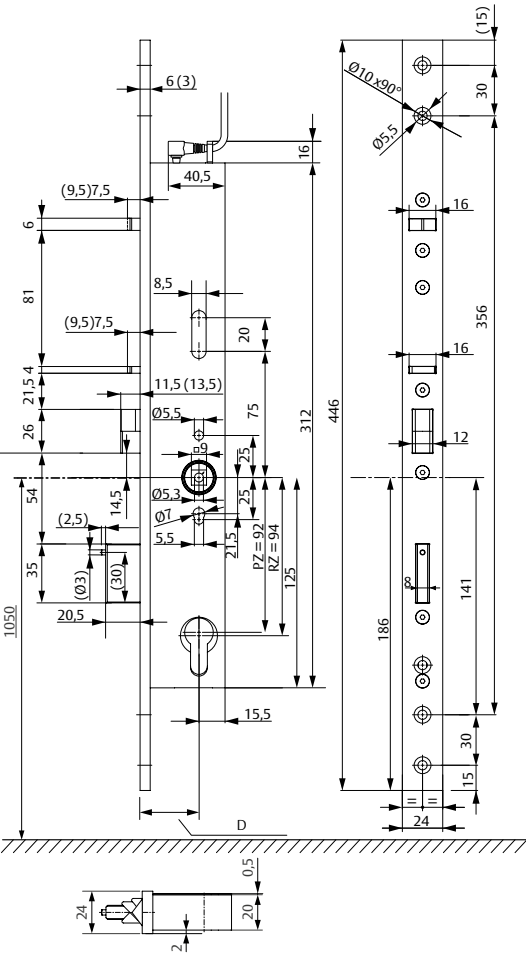
Security fittings and oval rosettes can be screwed on through the lock

One variant for Euro profile cylinders and Swiss round profile cylinders

Motorised security locks 509N

The versions: Data & Dimensions

Technical attributes	
Bolt throw	20 mm
Distance	92 mm (prepared for Euro profile cylinder), 94 mm (prepared for Swiss round cylinder)
Backset	35, 40, 45, 55, 65, 80 mm
Handle follower	9 mm
Certified in compliance with	EN 179, EN 1125
Material faceplate	Chrome-plated steel
Dimension housing	328 x 20 x Backset + 15,5 mm (L x B x H)
Faceplate dimensions	446 x 24 x 6 mm
Side deadbolt stress according to EN 12209	20.000 N
Deadbolt counterforce according to EN 12209	6.000 N



Motorised security lock 509N

The 509N is a self-locking panic lock with motorized drive for single- and double-leaf doors. It fulfils the requirements for burglary-resistant doors, fire doors, escape doors and panic doors in accordance with EN 179 and EN 1125. A mechanical sequence control system reliably prevents unwanted extension of the bolt when the door is open. The lock can be used universally for DL/DR with a universal double action latch and switchable control latch. Integrated electronic control device for external triggering or connection to the ASSA ABLOY Hi-O bus system. Integrated monitoring functions via contactless sensors for status query via the external OneSystem IO module: Door status via strikeplate contact, bolt retracted and bolt extended, cylinder monitoring, handle follower monitoring.

Panic function	Single-leaf	Double-leaf
E	509 NE	509NE7

* Required for use in fire or smoke protection doors! More detailed information on page. Further accessories can be found under Accessories.

Accessories	Order no.
Connecting cable	N 5 9 5 5 0 0 1 0 0 0 0 0 0 0
IO module	N 5 9 5 0 0 0 0 0 0 0 0 0 0 1 0
Mains adapter	1 0 0 3 - 2 4 - 4 - - - 2 0
Fire protection module	5 1 9 Z B F S - - - - - 0 0

Further accessories can be found under Accessories.

Motorised security locks 509N

With panic function, Euro profile cylinders and
Swiss round cylinders, single-leaf



Motorised panic security lock 509NE

Euro profile cylinders, EN 179 & EN 1125, follower 9 mm, distance 92 mm

Backset

35 mm	0
40 mm	1
45 mm	2
55 mm	4
65 mm	6
80 mm	8

Item	Face plate shape	Face plate length	Panic function	Order no.
Motorised panic security lock	F6 x 24 mm	446 mm	E	5 0 9 N E 0 0 1 * 5 0 0 0 0 0
Motorised panic security lock	F3 x 24 mm	446 mm	E	5 0 9 N E 0 9 1 * 5 0 0 0 0 0

Connection cable must be ordered separately.

Motorised panic security lock 509NE

Swiss round cylinder, EN 179 & EN 1125, follower 9 mm, distance 94 mm

Backset

35 mm	0
40 mm	1
45 mm	2
55 mm	4
65 mm	6
80 mm	8

Item	Face plate shape	Face plate length	Panic function	Order no.
Motorised panic security lock	F6 x 24 mm	446 mm	E	5 0 9 N E 0 0 1 * 9 0 0 0 0 0
Motorised panic security lock	F3 x 24 mm	446 mm	E	5 0 9 N E 0 9 1 * 9 0 0 0 0 0

Connection cable must be ordered separately.

Motorised security locks 509N

With panic function, Euro profile cylinders and Swiss round cylinders, double-leaf



Motorised security lock 509NE7

Euro profile cylinders, EN 179 & EN 1125, follower 9 mm, distance 92 mm

Backset	
35 mm	0
40 mm	1
45 mm	2
55 mm	4
65 mm	6
80 mm	8

Item	Face plate shape	Face plate length	Panic function	Order no.
Motorised panic security lock	F6 x 24 mm	446 mm	E	509NE701*500000
Motorised panic security lock	F3 x 24 mm	446 mm	E	509NE791*500000

Connection cable must be ordered separately.

Motorised security lock 509NE7

Swiss round cylinder, EN 179 & EN 1125, follower 9 mm, distance 94 mm

Backset	
35 mm	0
40 mm	1
45 mm	2
55 mm	4
65 mm	6
80 mm	8

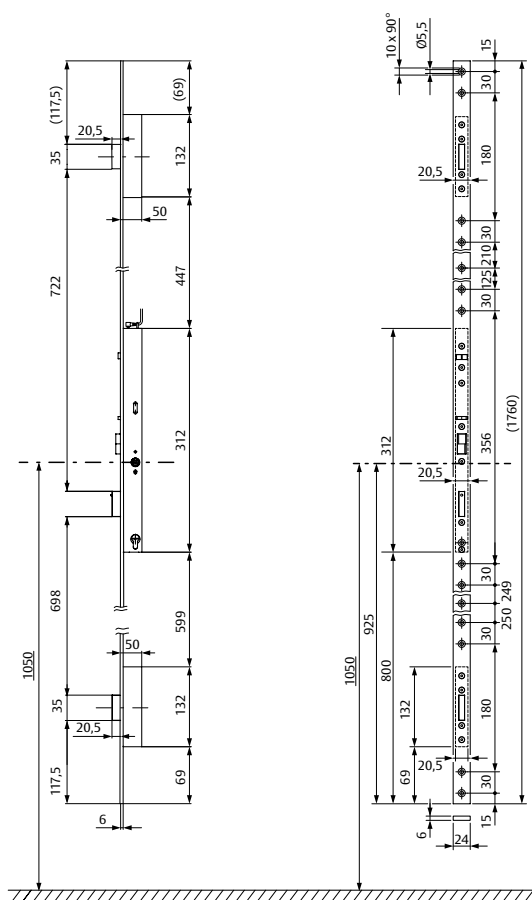
Item	Face plate shape	Face plate length	Panic function	Order no.
Motorised panic security lock	F6 x 24 mm	446 mm	E	509NE701*900000
Motorised panic security lock	F3 x 24 mm	446 mm	E	509NE791*900000

Connection cable must be ordered separately.

Motorised security locks 519N

The versions: Data & Dimensions

Technical attributes	
Bolt throw	20 mm
Distance	92 mm (prepared for Euro profile cylinder), 94 mm (prepared for Swiss round cylinder)
Backset	35, 40, 45, 55, 65, 80 mm
Handle follower	9 mm
Material faceplate	Chrome-plated steel
Dimension housing	328 x 20 x Backset + 15,5 mm (L x B x H)
Faceplate dimensions	1760 x 24 x 6 mm
Side deadbolt stress according to EN 12209	20.000 N
Deadbolt counterforce according to EN 12209	6.000 N



Multi-point lock motor controlled 519NE

The 519N is a self-locking panic lock with multi-point locking and motorized drive for single- and double-leaf doors. It fulfils the requirements for burglary-resistant doors, fire doors, escape doors and panic doors in accordance with EN 179 and EN 1125. A mechanical sequence control system reliably prevents unwanted extension of the bolt when the door is open. The lock can be used universally for DL/DR with a universal double action latch and switchable control latch. Integrated electronic control device for external triggering or connection to the ASSA ABLOY Hi-O bus system. Integrated monitoring functions via contactless sensors for status query via the external OneSystem IO module: Door status via strikeplate contact, bolt retracted and bolt extended, cylinder monitoring, handle follower monitoring.

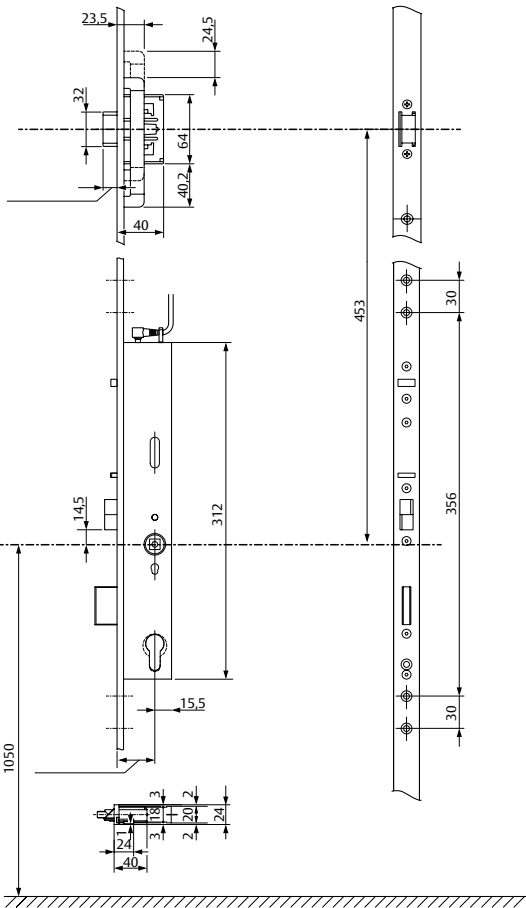
Panic function	Single-leaf	Double-leaf
E	519NE	519NE7

Accessories	Order no.
Connecting cable	N 5 9 5 5 0 0 1 0 0 0 0 0 0 0
IO module	N 5 9 5 0 0 0 0 0 0 0 0 0 1 0
Mains adapter	1 0 0 3 - 2 4 - 4 - - - 2 0
Fire protection module	5 1 9 Z B F S - - - - - 0 0

Further accessories can be found under Accessories.

Motorised security locks 519N

The versions: Data & Dimensions



Motorised multi-point lock 519NE with latch lock

The 519N is a self-activating panic lock with multi-point lock and motorised drive for single-leaf doors. It fulfills the requirements for burglary-resistant doors, fire doors, emergency exit doors and panic doors in accordance with EN 179 and EN 1125. In contrast to the standard version 519NE, an additional latch lock is integrated in the face plate. It acts as the mating component for use with an escape door strike as an escape door lock.

Model
519NE

Accessories	Order no.
Connecting cable	N 5 9 5 5 0 0 1 0 0 0 0 0 0 0
IO module	N 5 9 5 0 0 0 0 0 0 0 0 0 1 0
Mains adapter	1 0 0 3 - 2 4 - 4 - - - 2 0
Fire protection module	5 1 9 Z B F S - - - - - 0 0

Further accessories can be found under Accessories.

Motorised security locks 519N

Euro profile cylinders and Swiss round cylinders, single-leaf



Motorised panic security multi-point lock 519NE

Euro profile cylinders, EN 179 & EN 1125, follower 9 mm, distance 92 mm

Backset

35 mm
40 mm
45 mm
55 mm
65 mm
80 mm

0
1
2
4
6
8

Item	Face plate shape	Face plate length	Panic function	Order no.
Motorised panic security multi-point lock	F6 x 24 mm	1760 mm	E	5 1 9 N E 0 0 1 * 5 0 0 0 0 0
Motorised panic security multi-point lock	F6 x 24 mm	1760 mm	E	5 1 9 N E 0 F 1 * 5 0 0 0 0 0

Connection cable and strikeplate must be ordered separately.

--- Latch lock optional

Motorised panic security multi-point lock 519NE

Swiss round cylinder, EN 179 & EN 1125, follower 9 mm, distance 94 mm

Backset

35 mm
40 mm
45 mm
55 mm
65 mm
80 mm

0
1
2
4
6
8

Item	Face plate shape	Face plate length	Panic function	Order no.
Motorised panic security multi-point lock	F6 x 24 mm	1760 mm	E	5 1 9 N E 0 0 1 * 9 0 0 0 0 0
Motorised panic security multi-point lock	F6 x 24 mm	1760 mm	E	5 1 9 N E 0 F 1 * 9 0 0 0 0 0

Connection cable and strikeplate must be ordered separately.

Motorised security locks 519NE

With panic function, Euro profile cylinders and Swiss round cylinders, double-leaf



Motorised panic security multi-point lock 519NE7

Euro profile cylinders, EN 179 & EN 1125, follower 9 mm, distance 92 mm

Backset	
35 mm	0
40 mm	1
45 mm	2
55 mm	4
65 mm	6
80 mm	8

Item	Face plate shape	Face plate length	Panic function	Order no.
Motorised panic security multi-point lock	F6 x 24 mm	1760 mm	E	519NE701*500000

Connection cable and strikeplate must be ordered separately.

Motorised panic security multi-point lock 519NE7

Swiss round cylinder, EN 179 & EN 1125, follower 9 mm, distance 94 mm

Backset	
35 mm	0
40 mm	1
45 mm	2
55 mm	4
65 mm	6
80 mm	8

Item	Face plate shape	Face plate length	Panic function	Order no.
Motorised panic security multi-point lock	F6 x 24 mm	1760 mm	E	519NE701*900000

Connection cable and strikeplate must be ordered separately.

Handle-controlled security locks 809N/819N

The handle-controlled, self-locking panic lock

The handle-controlled security locks 809N and 819N are a further development of the successful security locks 809/819. The single and multi-point locks have the same lock case dimensions. Whether mechanical, motorised or handle-controlled – the uniform dimensions guarantee easy installation and simple expansion of the lock system. In combination with the OneSystem panic bars type A and type B, they fulfill the requirements in accordance with EN 1125. The requirements in accordance with EN 179 are fulfilled in combination with various handle Versions.

Handle-controlled security locks 809N – the benefits:

- Integrated motor coupling for controlling the outer handle
- Integrated electronic control device for external activation without additional control, additional functions via the external OneSystem IO module available as an alternative

- Hi-O bus technology for connection to the ASSA ABLOY Hi-O bus system
- Integrated monitoring functions via contactless sensors for status query via the external OneSystem IO module:
 - Door status via strikeplate contact
 - Bolt position retracted and extended
 - Cylinder monitoring
 - Handle follower monitoring outside and inside
 - Handle coupling on or off
- Uniform connection technology: 2-wire bus technology
- 6 mm full face plate for added security
- Uniform lock case dimensions, compatible with 309N/319N (mechanical) and 509N/519N (motor lock)
- Suitable for DIN left/right use thanks to universal double action latch and reversible control latch
- Security escutcheon and oval roses can be screwed on through the lock
- Panic side outwards or inwards opening, reversible
- Solid, surface-hardened deadbolts with 20 mm throw, transverse shear stress 20,000 N
- One variant for Euro profile cylinder and Swiss round profile cylinder

3 solid, surface-hardened dead bolts with 20 mm throw, transverse shear stress 20,000 N

6 mm full face plate with integrated drive rod for additional security

Optional: integrated latch lock for escape door strikes

Optional: integrated unlocking pin for double-leaf panic doors

6 mm full face plate for additional security

Suitable for DIN left/right use thanks to universal double action latch and reversible control latch

Solid, surface-hardened dead bolts with 20 mm throw, transverse shear stress 20,000 N

Standard connection technology:
2-wire bus system

Uniform lock case dimensions, compatible with 309N/319N (mechanical) and 509N/519N (motorised)

Security fittings and oval rosettes can be screwed on through the lock

Panic side outwards or inwards opening, reversible

One variant for Euro profile cylinders and Swiss round profile cylinders

Technical attributes	
Reversing function	yes
Backset	35, 40, 45, 55, 65, 80 mm
Distance	92 mm (prepared for Euro profile cylinder), 94 mm (prepared for Swiss round cylinder)
Bolt throw	20 mm
Material faceplate	Chrome-plated steel
Handle follower	9 mm
Dimension housing	328 x 20 x Backset + 15,5 mm (L x B x H)
Faceplate dimensions	446 x 24 x 6 mm
Side deadbolt stress according to EN 12209	20.000 N
Deadbolt counterforce according to EN 12209	6.000 N

Handle-controlled panic security lock 809NE

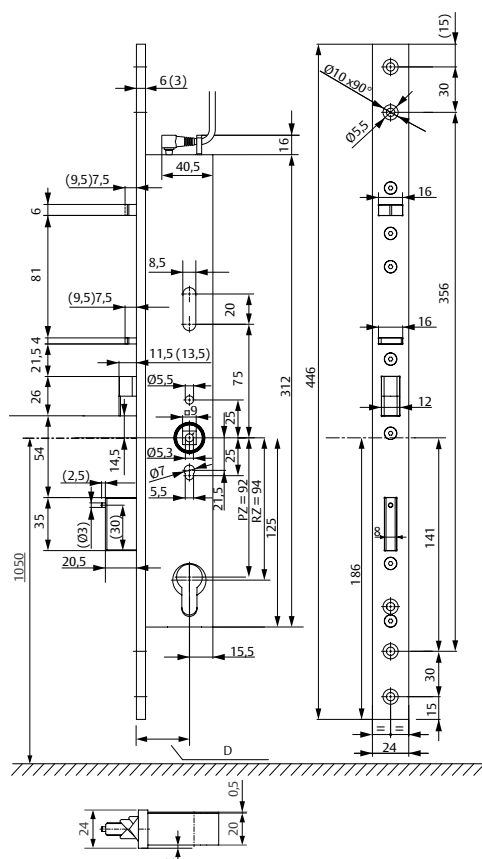
The 809N is a self-locking panic lock with electro-mechanically coupling external handle for single- and double-leaf doors. It fulfils the requirements for burglary-resistant doors, fire doors, escape doors and panic doors in accordance with EN 179 and EN 1125. A mechanical sequence control system reliably prevents unwanted extension of the bolt when the door is open. The lock can be used universally for DL/DR with a universal double action latch, switchable control latch and panic side. The fail-locked or fail-unlocked operating mode can be switched on the lock. Integrated electronic control device for external triggering or connection to the ASSA ABLOY Hi-O bus system. Integrated monitoring functions via contactless sensors for status query via the external OneSystem IO module: Door status via strikeplate contact, bolt retracted and bolt extended, cylinder monitoring, handle follower monitoring inside and outside, status handle coupling engaged/disengaged.

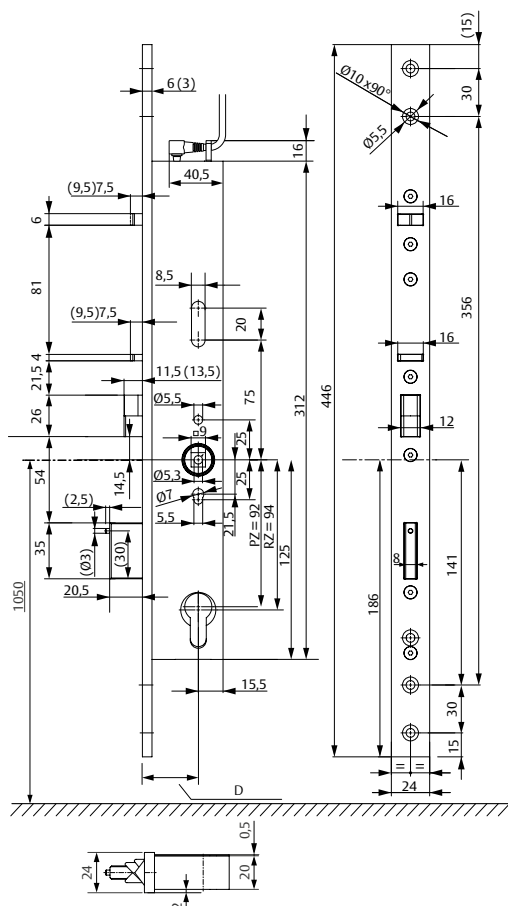
Panic function	Single-leaf	Double-leaf
E	809NE	809NE7

Further accessories can be found under Accessories.

Accessories	Order no.
Connecting cable	N 5 9 5 5 0 0 1 0 0 0 0 0 0 0
IO module	N 5 9 5 0 0 0 0 0 0 0 0 0 1 0
Mains adapter	1 0 0 3 - 2 4 - 4 - - - 2 0
Fire protection module	5 1 9 Z B F S - - - - - 0 0

Further accessories can be found under Accessories.





Security lock 809N0 with door handle-controlled on both sides, without panic function

The 809N0 is a self-activating lock with electro-mechanically coupling door handle on the outside and inside for single-leaf doors. It fulfills the requirements for burglary-resistant doors and fire doors, which have no additional emergency exit door or panic door requirements. A mechanical sequence control system reliably prevents unwanted extension of the bolt when the door is open. The lock can be used universally for DL/DR with a universal double action latch and switchable control latch.

The fail-locked or fail-unlocked operating mode can be switched on the lock.
Integrated electronic control device for external triggering or connection to the ASSA ABLOY Hi-O bus System.

Integrated monitoring functions via contactless sensors for status query via the external OneSystem IO module:

Door status via strikeplate contact, bolt retracted and bolt extended, cylinder monitoring, handle follower monitoring, status handle coupling engaged/disengaged

Model

809N0

Accessories

Connecting cable	N 5 9 5 5 0 0 1 0 0 0 0 0 0
IO module	N 5 9 5 0 0 0 0 0 0 0 0 0 1 0
Mains adapter	1 0 0 3 - 2 4 - 4 - - - 2 0
Fire protection module	5 1 9 Z B F S - - - - - 0 0

Further accessories can be found under Accessories.

Handle-controlled security locks 809N

With panic function, Euro profile cylinders and Swiss round cylinders, single-leaf



Handle-operated panic security lock 809NE

Euro profile cylinders, EN 179 & EN 1125, follower 9 mm, distance 92 mm

Backset	
35 mm	0
40 mm	1
45 mm	2
55 mm	4
65 mm	6
80 mm	8

Item	Face plate shape	Face plate length	Panic function	Order no.
Handle-controlled security lock with split handle follower	F6 x 24 mm	446 mm	Yes	809NE001*540000
Handle-controlled security lock with split handle follower	F6 x 24 mm	446 mm	Yes	809NE091*540000

Connection cable must be ordered separately.

Handle-operated panic security lock 809NE

Swiss round cylinder, EN 179 & EN 1125, follower 9 mm, distance 94 mm

Backset	
35 mm	0
40 mm	1
45 mm	2
55 mm	4
65 mm	6
80 mm	8

Item	Face plate shape	Face plate length	Panic function	Order no.
Handle-controlled security lock with split handle follower	F6 x 24 mm	446 mm	Yes	809NE001*940000
Handle-controlled security lock with split handle follower	F3 x 24 mm	446 mm	Yes	809NE091*940000

Connection cable must be ordered separately.

Handle-controlled security locks 809NE7

With panic function, Euro profile cylinder and
Swiss round cylinder, double-leaf



Handle-operated panic security lock 809NE7

Euro profile cylinders, EN 179 & EN 1125, follower 9 mm, distance 92 mm

Backset

35 mm
40 mm
45 mm
55 mm
65 mm
80 mm

0
1
2
4
6
8

Item	Face plate shape	Face plate length	Panic function	Order no.
Handle-controlled security lock with split handle follower	F6 x 24 mm	446 mm	E	8 0 9 N E 7 0 1 * 5 4 0 0 0 0
Handle-controlled security lock with split handle follower	F3 x 24 mm	446 mm	E	8 0 9 N E 7 9 1 * 5 4 0 0 0 0

Connection cable must be ordered separately.

Handle-operated panic security lock 809NE7

Swiss round cylinder, EN 179 & EN 1125, follower 9 mm, distance 94 mm

Backset

35 mm
40 mm
45 mm
55 mm
65 mm
80 mm

0
1
2
4
6
8

Item	Face plate shape	Face plate length	Panic function	Order no.
Handle-controlled security lock with split handle follower	F6 x 24 mm	446 mm	E	8 0 9 N E 7 0 1 * 9 4 0 0 0 0
Handle-controlled security lock with split handle follower	F3 x 24 mm	446 mm	E	8 0 9 N E 7 9 1 * 9 4 0 0 0 0

Connection cable must be ordered separately.

Handle-controlled security locks 809N

Without panic function, Euro profile cylinders and Swiss round cylinders



Handle-operated security lock 809N0

Euro profile cylinder, without panic function, handle follower 9 mm, distance 92 mm

Backset	
35 mm	0
40 mm	1
45 mm	2
55 mm	4
65 mm	6
80 mm	8

Item	Face plate shape	Face plate length	Panic function	Order no.
Handle-controlled security lock with continuous handle follower	F6 x 24 mm	446 mm	No	8 0 9 N 0 0 0 1 * 5 0 0 0 0 0
Handle-controlled security lock with continuous handle follower	F6 x 24 mm	446 mm	No	8 0 9 N 0 0 9 1 * 5 0 0 0 0 0

Connection cable must be ordered separately.

Handle-operated security lock 809N0

Swiss round cylinder, without panic function, handle follower 9 mm, distance 94 mm

Backset	
35 mm	0
40 mm	1
45 mm	2
55 mm	4
65 mm	6
80 mm	8

Item	Face plate shape	Face plate length	Panic function	Order no.
Handle-controlled security lock with continuous handle follower	F6 x 24 mm	446 mm	No	8 0 9 N 0 0 0 1 * 9 0 0 0 0 0
Handle-controlled security lock with continuous handle follower	F3 x 24 mm	446 mm	No	8 0 9 N 0 0 9 1 * 9 0 0 0 0 0

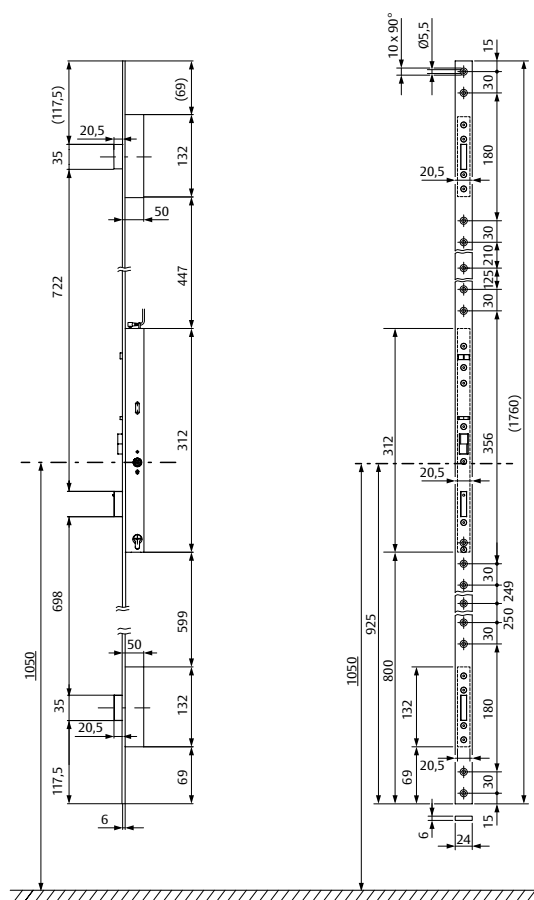
Connection cable must be ordered separately.

Handle-controlled security locks 819N

The versions: Data & Dimensions

Technical attributes

Bolt throw	20 mm
Distance	92 mm (prepared for Euro profile cylinder), 94 mm (prepared for Swiss round cylinder)
Backset	35, 40, 45, 55, 65, 80 mm
Handle follower	9 mm
Material faceplate	Chrome-plated steel
Dimension housing	328 x 20 x Backset + 15,5 mm (L x B x H)
Faceplate dimensions	1760 x 24 x 6 mm
Side deadbolt stress according to EN 12209	20.000 N
Deadbolt counterforce according to EN 12209	6.000 N
Reversing function	yes



Handle-controlled security multi-point locking 819NE

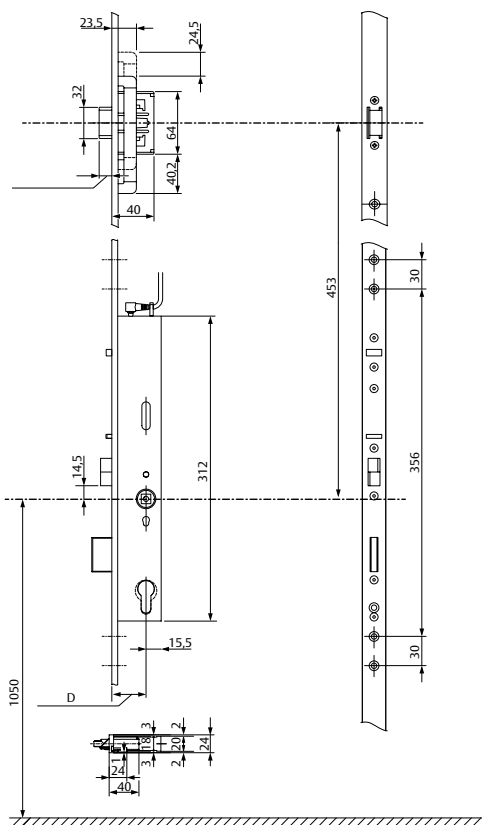
The 819N is a self-locking panic lock with multi-point locking with electro-mechanically coupling external handle for single- and double-leaf doors. It fulfils the requirements for burglary-resistant doors, fire doors, escape doors and panic doors in accordance with EN 179 and EN 1125. A mechanical sequence control system reliably prevents unwanted extension of the bolt when the door is open. The lock can be used universally for DL/DR with a universal double action latch, switchable control latch and panic side. The fail-locked or fail-unlocked operating mode can be switched on the lock. Integrated electronic control device for external triggering or connection to the ASSA ABLOY Hi-O bus system. Integrated monitoring functions via contactless sensors for status query via the external OneSystem IO module: Door status via strikeplate contact, bolt retracted and bolt extended, cylinder monitoring, handle follower monitoring, status handle coupling engaged/disengaged

Panic function	Single-leaf	Double-leaf
E	819NE	819NE7

Accessories	Order no.
Connecting cable 10 m	N 5 9 5 5 0 0 1 0 0 0 0 0 0 0
IO module	N 5 9 5 0 0 0 0 0 0 0 0 0 1 0
Mains adapter	1 0 0 3 - 2 4 - 4 - - - 2 0

Further accessories can be found under Accessories.

The versions: Data & Dimensions



1 0 0 3 - 2 4 - 4 - - - 2 0

Further accessories can be found under Accessories.

Handle-controlled security multi-point locking 819N

With panic function, Euro profile cylinders and
Swiss round cylinders, single-leaf



Handle-operated panic security multi-point lock 819NE

Euro profile cylinders, EN 179 & EN 1125, follower 9 mm, distance 92 mm

Backset

35 mm
40 mm
45 mm
55 mm
65 mm
80 mm

0
1
2
4
6
8

Item	Face plate shape	Face plate length	Panic function	Order no.
Handle-operated panic security multi-point lock 819NE	F6 x 24 mm	1760 mm	Yes	8 1 9 N E 0 0 1 * 5 4 0 0 0 0
Handle-operated panic security multi-point lock 819NE	F6 x 24 mm	1760 mm	Yes	8 1 9 N E 0 F 1 * 5 4 0 0 0 0

Connection cable and strikeplate must be ordered separately.

--- Latch lock optional

Handle-operated panic security multi-point lock 819NE

Swiss round cylinder, EN 179 & EN 1125, follower 9 mm, distance 94 mm

Backset

35 mm
40 mm
45 mm
55 mm
65 mm
80 mm

0
1
2
4
6
8

Item	Face plate shape	Face plate length	Panic function	Order no.
Handle-operated panic security multi-point lock 819NE	F6 x 24 mm	1760 mm	Yes	8 1 9 N E 0 0 1 * 9 4 0 0 0 0
Handle-operated panic security multi-point lock 819NE	F6 x 24 mm	1760 mm	Yes	8 1 9 N E 0 F 1 * 9 4 0 0 0 0

Connection cable and strikeplate must be ordered separately.

--- Latch lock optional

Handle-controlled security multi-point locking 819N

With panic function, Euro profile cylinders and Swiss round cylinders, double-leaf



Handle-operated panic security multi-point lock 819NE7

Euro profile cylinders, EN 179 & EN 1125, follower 9 mm, distance 92 mm

Backset	
35 mm	0
40 mm	1
45 mm	2
55 mm	4
65 mm	6
80 mm	8

Item	Face plate shape	Face plate length	Panic function	Order no.
Handle-operated panic security multi-point lock	F6 x 24 mm	1760 mm	E	819NE701*540000

Strikeplates for supplementary locking systems must be ordered separately.

Handle-operated panic security multi-point lock 819NE7

Swiss round cylinder, EN 179 & EN 1125, follower 9 mm, distance 94 mm

Backset	
35 mm	0
40 mm	1
45 mm	2
55 mm	4
65 mm	6
80 mm	8

Item	Face plate shape	Face plate length	Panic function	Order no.
Handle-operated panic security multi-point lock	F6 x 24 mm	1760 mm	E	819NE701*940000

Strikeplates for supplementary locking systems must be ordered separately.

Handle-controlled security multi-point locking 819N0

Without panic function, Euro profile cylinders and
Swiss round cylinders, single-leaf



Security multi-point lock 819N0 with door handle controlled on both sides, without panic function

Euro profile cylinders, EN 179 & EN 1125, follower 9 mm, distance 92 mm

Backset

35 mm
40 mm
45 mm
55 mm
65 mm
80 mm

0
1
2
4
6
8

Item	Face plate shape	Face plate length	Panic function	Order no.
Security multi-point lock	F6 x 24 mm	1760 mm	No	8 1 9 N 0 0 0 1 * 5 0 0 0 0 0

Connection cable and strikeplate must be ordered separately.

Security multi-point lock 819N0 with door handle controlled on both sides, without panic function

Swiss round cylinder, without panic function, handle follower 9 mm,
distance 94 mm

Backset

35 mm
40 mm
45 mm
55 mm
65 mm
80 mm

0
1
2
4
6
8

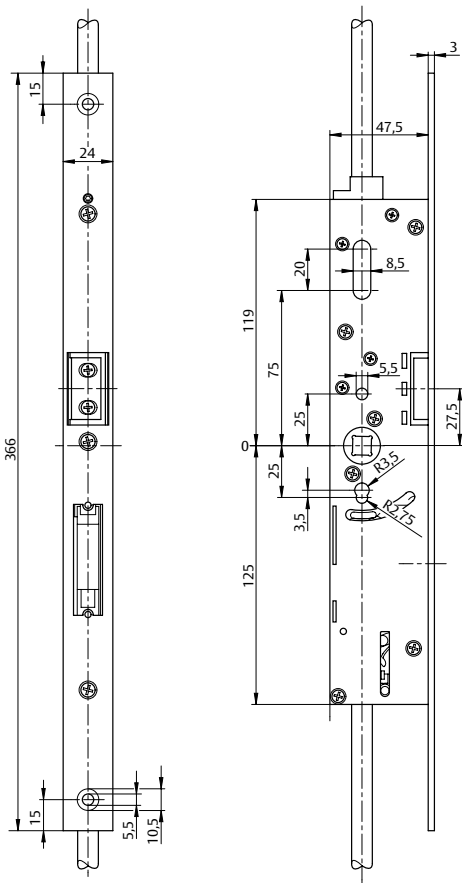
Item	Face plate shape	Face plate length	Panic function	Order no.
Security multi-point lock	F6 x 24 mm	1760 mm	No	8 1 9 N 0 0 0 1 * 9 0 0 0 0 0

Connection cable and strikeplate must be ordered separately.

Security locks x09N/x19N

Passive leaf lock

Panic security lock



Technical attributes	
Backset	35, 40, 45, 55, 65, 80 mm
Handle follower	9 mm
Distance	92 mm (prepared for Euro profile cylinder), 94 mm (prepared for Swiss round cylinder)
Bolt throw	20 mm
Faceplate dimensions	366 x 24 x 3 mm 3 mm) (L x B x T)
Material faceplate	Stahlverchromt
DIN direction	DIN L/ R (symmetrical face plate)
Certified in compliance with	EN 179, EN 1125

Passive leaf lock N1940

OneSystem passive leaf lock N1940 for automatic locking of the inactive leaf upwards or downwards for double-leaf security doors. For use with OneSystem locks from the series 309NX7 / 319NX7 / 509NE7 / 519NE7 / 809NE7 / 819NE7 on the active leaf / approved for fire barriers in accordance with DIN EN 1634 / tested to 200,000 cycles and 300 kg door weight.

Environmental product declaration (EPD) in accordance with EN 15804, compliance with EN 179, EN 1125 panic function inwards/outwards switchable, closed lock case, security fittings and oval rosettes can be screwed on through the box.

Model
N1940



Backset
35 mm
40 mm
45 mm
55 mm
65 mm
80 mm

2
3
4
6
8
A

Item	Face plate shape	Face plate length	Width face plate	
Passive leaf lock	F3 x 24 mm	366	24	N 1 9 4 0 0 0 0 9 X * 0 0 0 1
Passive leaf lock	F6 x 24 mm	366	24	N 1 9 4 0 0 0 0 9 X * 0 0 0 3




Panic push bars type A with minimal installation requirements

Panic push bar, metal frame door version

The OneSystem panic push bars are perfect for use on smoke protection doors, fire doors and escape doors. The uniform design compliment the new door closers and many other components from the ASSA ABLOY product portfolio. The flat overlap is therefore ideal

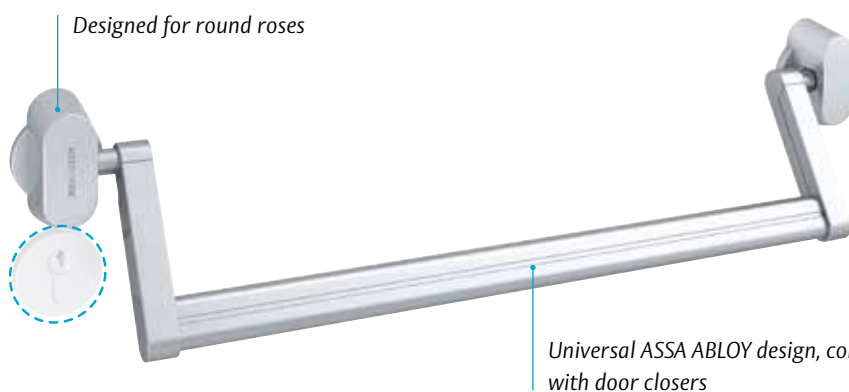
for narrow style doors. The push bar can be retrofitted on existing drilled holes on oval roses. The panic push bars are compatible with all OneSystem panic locks.



Panic push bar, wooden and steel door version

The panic push bar is also available as a wide style version and has the same function features as the narrow style version. It is available for mounting on

existing drilled holes for round roses with corresponding covers.



Panic push bars type A

Oval and round roses



Panic push bar narrow style version model N2500

Panic push bar N2500 (type A) tested in conjunction with OneSystem panic locks and OneSystem passive leaf locks in accordance with EN 1125 / approved for fire barriers according to EN 1634 / product-specific environmental product declaration (EPD) in accordance with EN 15804 with article-specific parameters / tested for 200,000 cycles and 300 kg door weight

Technical attributes	
Mounting	Oval rose
DIN direction	DIN L/R

Article / Feature	Order no.
Stainless steel, complete gearing mechanism	N 2 5 0 0 0 0 0 0 0 0 0 0 0 0 0
Aluminium, complete gearing mechanism	N 2 5 0 0 0 4 0 0 0 0 0 0 0 0 0



Push bar standard door model N2000

Push bar fits to the N2500 and N2000 gearboxes.

Article / Feature	Order no.
Stainless steel, handle bar length 760 mm, BA up to 830 mm	N 2 0 0 0 0 0 0 7 6 0 0 0 0 0
Stainless steel, handle bar length 1060 mm, BA up to 1130 mm	N 2 0 0 0 0 0 1 0 6 0 0 0 0 0
Stainless steel, handle bar length 1360 mm, BA up to 1430 mm	N 2 0 0 0 0 0 1 3 6 0 0 0 0 0
Aluminium, handle bar length 760 mm, BA up to 830 mm	N 2 0 0 0 0 4 0 7 6 0 0 0 0 0
Aluminium, handle bar length 1060 mm, BA up to 1130 mm	N 2 0 0 0 0 4 1 0 6 0 0 0 0 0
Aluminium, handle bar length 1360 mm, BA up to 1430 mm	N 2 0 0 0 0 4 1 3 6 0 0 0 0 0



Panic push bar wide style version model N2000

Panic push bar N2000 (type A) tested in conjunction with OneSystem panic locks and OneSystem passive leaf locks in accordance with EN 1125 / approved for fire barriers according to EN 1634 / product-specific environmental product declaration (EPD) in accordance with EN 15804 with article-specific parameters / tested for 200,000 cycles and 300 kg door weight

Technical attributes	
Mounting	Round rose
Handing	DIN L/R

Article / Feature	Order no.
Stainless steel, complete gearing mechanism	N 2 0 0 0 0 0 0 0 0 0 0 0 0 0 0
Aluminium, complete gearing mechanism	N 2 0 0 0 0 4 0 0 0 0 0 0 0 0 0



Push bar standard door model N2000

Push bar fits to the N2500 and N2000 gearboxes.


Article / Feature	Order no.
Stainless steel, handle bar length 760 mm, BA up to 830 mm	N 2 0 0 0 0 0 0 7 6 0 0 0 0 0
Stainless steel, handle bar length 1060 mm, BA up to 1130 mm	N 2 0 0 0 0 0 1 0 6 0 0 0 0 0
Stainless steel, handle bar length 1360 mm, BA up to 1430 mm	N 2 0 0 0 0 0 1 3 6 0 0 0 0 0
Aluminium, handle bar length 760 mm, BA up to 830 mm	N 2 0 0 0 0 4 0 7 6 0 0 0 0 0
Aluminium, handle bar length 1060 mm, BA up to 1130 mm	N 2 0 0 0 0 4 1 0 6 0 0 0 0 0
Aluminium, handle bar length 1360 mm, BA up to 1430 mm	N 2 0 0 0 0 4 1 3 6 0 0 0 0 0

Panic touch bars type B in uniform ASSA ABLOY design

Panic touch bar, narrow style version

The OneSystem panic touch bars are suitable for use on smoke protection doors, fire doors and escape doors. Their reduced, slim-line design matches the new door closers from the ASSA ABLOY complete range and many other components.


The flat overlap is ideal for narrow style doors. The touch bar can be retrofitted easily and conveniently on existing drilled holes on oval roses. The panic touch bars are compatible with all OneSystem panic locks.



Panic touch bar, wooden and steel door version

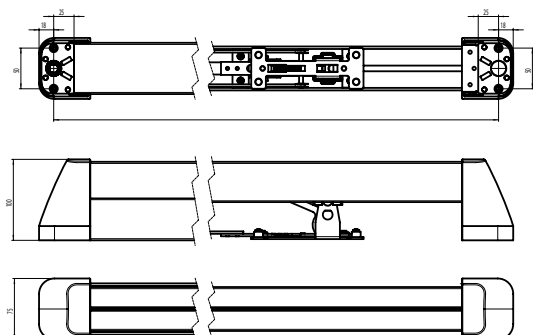
The OneSystem panic touch bar for wide stile doors has the same features as the narrow style version. The installation on the existing drilled holes is extremely

simple, too. The wide style version is available for round roses with corresponding covers.



Panic touch bars type B

Oval roses



Panic touch bar narrow style version model N2600

Panic touch bar N2600 (type B) tested in conjunction with OneSystem panic locks and OneSystem passive leaf locks in accordance with EN 1125 / approved for fire barriers according to EN 1634 / product-specific environmental product declaration (EPD) in accordance with EN 15804 with article-specific parameters / tested for 200,000 cycles and 300 kg door weight

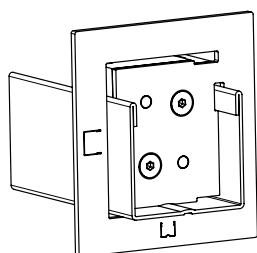
Technical attributes

Mounting	Oval rose
Material	Stainless steel / aluminium
DIN direction	DIN L/R

Article / Feature

Order no.

Stainless steel, profile length 680 mm, BA 610-730 mm	N 2 6 0 0 0 0 0 6 8 0 0 0 0 0
Stainless steel, profile length 780 mm, BA 710-830 mm	N 2 6 0 0 0 0 0 7 8 0 0 0 0 0
Stainless steel, profile length 880 mm, BA 810-930 mm	N 2 6 0 0 0 0 0 8 8 0 0 0 0 0
Stainless steel, profile length 980 mm, BA 910-1030 mm	N 2 6 0 0 0 0 0 9 8 0 0 0 0 0
Stainless steel, profile length 1080 mm, BA 1010-1130 mm	N 2 6 0 0 0 0 1 0 8 0 0 0 0 0
Stainless steel, profile length 1180 mm, BA 1110-1230 mm	N 2 6 0 0 0 0 1 1 8 0 0 0 0 0
Stainless steel, profile length 1280 mm, BA 1210-1330 mm	N 2 6 0 0 0 0 1 2 8 0 0 0 0 0
Stainless steel, profile length 1380 mm, BA 1310-1430 mm	N 2 6 0 0 0 0 1 3 8 0 0 0 0 0
Aluminium, profile length 680 mm, BA 610-730 mm	N 2 6 0 0 0 4 0 6 8 0 0 0 0 0
Aluminium, profile length 780 mm, BA 710-830 mm	N 2 6 0 0 0 4 0 7 8 0 0 0 0 0
Aluminium, profile length 880 mm, BA 810-930 mm	N 2 6 0 0 0 4 0 8 8 0 0 0 0 0
Aluminium, profile length 980 mm, BA 910-1030 mm	N 2 6 0 0 0 4 0 9 8 0 0 0 0 0
Aluminium, profile length 1080 mm, BA 1010-1130 mm	N 2 6 0 0 0 4 1 0 8 0 0 0 0 0
Aluminium, profile length 1180 mm, BA 1110-1230 mm	N 2 6 0 0 0 4 1 1 8 0 0 0 0 0
Aluminium, profile length 1280 mm, BA 1210-1330 mm	N 2 6 0 0 0 4 1 2 8 0 0 0 0 0
Aluminium, profile length 1380 mm, BA 1310-1430 mm	N 2 6 0 0 0 4 1 3 8 0 0 0 0 0



Cutting device for panic touch bar type B

For shortening the profiles accurately.

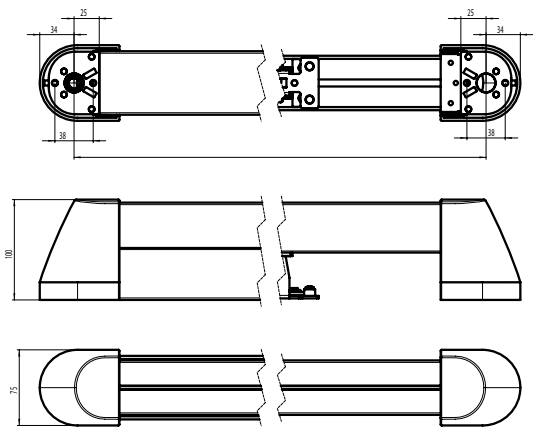
Article / Feature

Order no.

Cutting device	N 5 2 0 0 0 0 0 0 0 0 0 0 0 0
----------------	-------------------------------

Panic touch bars type B

Round roses

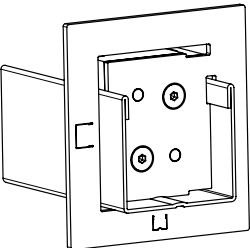


Panic touch bar wide style version model N2100

Panic touch bar N2100 (type B) tested in conjunction with OneSystem panic locks and OneSystem passive leaf locks in accordance with EN 1125 / approved for fire barriers according to EN 1634 / product-specific environmental product declaration (EPD) in accordance with EN 15804 with article-specific parameters / tested for 200,000 cycles and 300 kg door weight

Technical attributes	
Mounting	Round rose
DIN direction	DIN L/R
Material	Stainless steel / aluminium

Article / Feature	Order no.
Stainless steel, profile length 680 mm, BA 610-730 mm	N 2 1 0 0 0 0 0 6 8 0 0 0 0 0
Stainless steel, profile length 780 mm, BA 710-830 mm	N 2 1 0 0 0 0 0 7 8 0 0 0 0 0
Stainless steel, profile length 880 mm, BA 810-930 mm	N 2 1 0 0 0 0 0 8 8 0 0 0 0 0
Stainless steel, profile length 980 mm, BA 910-1030 mm	N 2 1 0 0 0 0 0 9 8 0 0 0 0 0
Stainless steel, profile length 1080 mm, BA 1010-1130 mm	N 2 1 0 0 0 0 1 0 8 0 0 0 0 0
Stainless steel, profile length 1180 mm, BA 1110-1230 mm	N 2 1 0 0 0 0 1 1 8 0 0 0 0 0
Stainless steel, profile length 1280 mm, BA 1210-1330 mm	N 2 1 0 0 0 0 1 2 8 0 0 0 0 0
Stainless steel, profile length 1380 mm, BA 1310-1430 mm	N 2 1 0 0 0 0 1 3 8 0 0 0 0 0
Aluminium, profile length 680 mm, BA 610-730 mm	N 2 1 0 0 0 4 0 6 8 0 0 0 0 0
Aluminium, profile length 780 mm, BA 710-830 mm	N 2 1 0 0 0 4 0 7 8 0 0 0 0 0
Aluminium, profile length 880 mm, BA 810-930 mm	N 2 1 0 0 0 4 0 8 8 0 0 0 0 0
Aluminium, profile length 980 mm, BA 910-1030 mm	N 2 1 0 0 0 4 0 9 8 0 0 0 0 0
Aluminium, profile length 1080 mm, BA 1010-1130 mm	N 2 1 0 0 0 4 1 0 8 0 0 0 0 0
Aluminium, profile length 1180 mm, BA 1110-1230 mm	N 2 1 0 0 0 4 1 1 8 0 0 0 0 0
Aluminium, profile length 1280 mm, BA 1210-1330 mm	N 2 1 0 0 0 4 1 2 8 0 0 0 0 0
Aluminium, profile length 1380 mm, BA 1310-1430 mm	N 2 1 0 0 0 4 1 3 8 0 0 0 0 0



Cutting device for panic touch bar type B

For shortening the profiles accurately.

Article / Feature	Order no.
Cutting device	N 5 2 0 0 0 0 0 0 0 0 0 0 0 0

Accessories


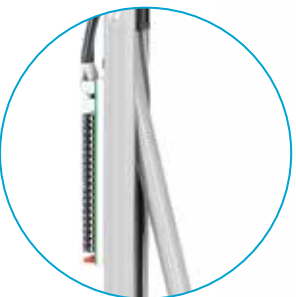
The right security product – guaranteed

The comprehensive and optimally adjusted OneSystem accessory range offers suitable solutions for almost all applications.

These include:

- IO modules in various variants for monitoring and controlling Hi-O-capable locks as well as connection to conventional devices

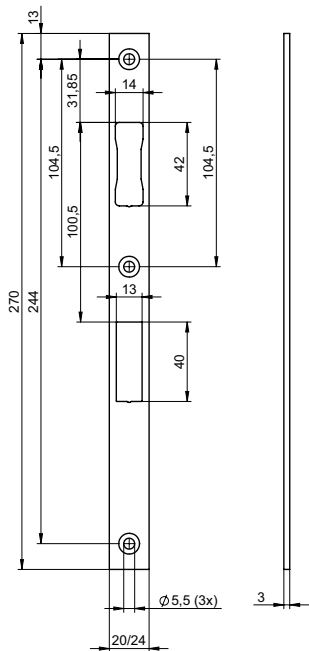
- Extension of the locking system in the case of extra high door elements
- Components for locking the inactive leaf
- Suitable strike plates e.g. with integrated escape door strike
- Connection options for electrifying the door.



Accessories

Standard project locks, standard panic locks

Strike plates, narrow style



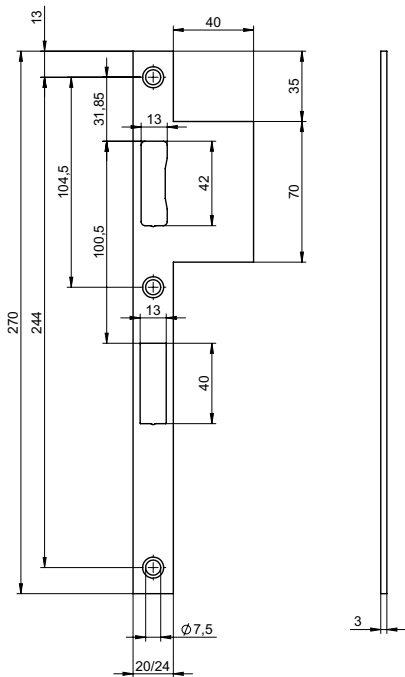
Flat strike plate N6500

Suitable for OneSystem lock models:

- Standard project lock narrow style N15XX
- Standard panic lock narrow style N16XX

Technical attributes	
Shape	Square-cut
Height	270 mm
Thickness	3 mm
Material	Stainless steel
DIN direction	DIN L/R

Article / Feature	Order no.
Strike plate width 20 mm	N 6 5 0 0 0 0 0 1 1 1 0 0 0 0
Strike plate width 24 mm	N 6 5 0 0 0 0 0 3 1 1 0 0 0 0



Flat strike plate with lip N6500

Suitable for OneSystem lock models:

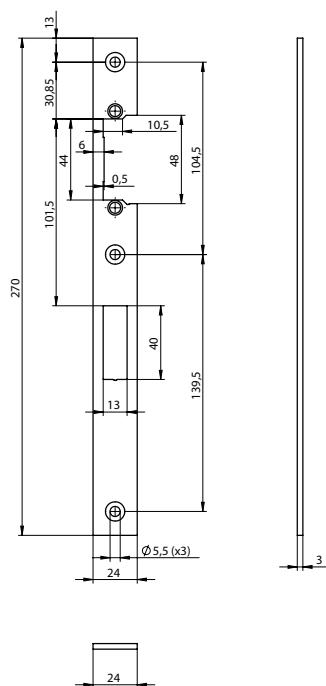
- Standard project lock narrow style N15XX
- Standard panic lock narrow style N16XX

Technical attributes	
Shape	Square-cut with lip
Height	270 mm
Thickness	3 mm
Material	Stainless steel
DIN direction	DIN L/R

Article / Feature	Order no.
Strike plate width 20 mm, lip 40 mm, can be shortened in stages	N 6 5 0 0 0 4 0 1 1 1 0 0 0 0
Strike plate width 24 mm, lip 40 mm, can be shortened in stages	N 6 5 0 0 0 4 0 3 1 1 0 0 0 0

Standard project locks, standard panic locks

Strike plates, narrow style

**Flat strike plate N6502**

Prepared for electric strikes and dummy components from the ProFix 2 series.

Suitable for OneSystem lock models:

- Standard project lock narrow style N15XX
- Standard panic lock narrow style N16XX

Technical attributes

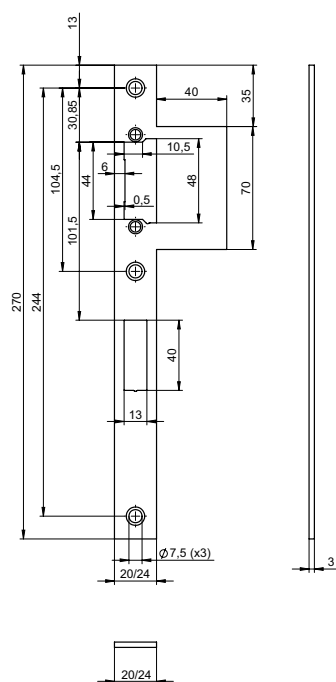
Shape	Square-cut
Height	270 mm
Thickness	3 mm
Material	Stainless steel
DIN direction	DIN L/R

Article / Feature

Strike plate width 24 mm

Order no.

N 6 5 0 2 0 0 3 1 1 0 0 0

**Flat strike plate with lip N6502**

Prepared for electric strikes and dummy components from the ProFix 2 series.

Suitable for OneSystem lock models:

- Standard project lock narrow style N15XX
- Standard panic lock narrow style N16XX

Technical attributes

Shape	Square-cut with lip
Height	270 mm
Thickness	3 mm
Material	Stainless steel
DIN direction	DIN L/R

Article / Feature

Strike plate width 20 mm, lip 40 mm, can be shortened in stages

Order no.

N 6 5 0 2 0 4 0 1 1 1 0 0 0

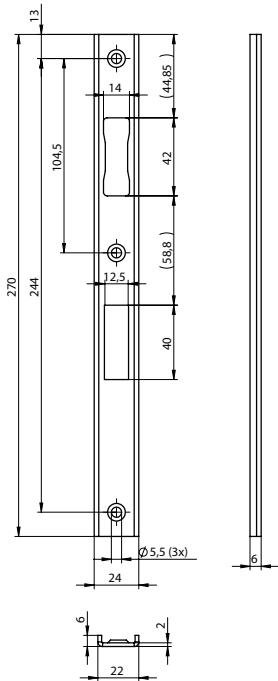
Strike plate width 24 mm, lip 40 mm, can be shortened in stages

N 6 5 0 2 0 4 0 3 1 1 0 0 0

Accessories

Standard project locks, standard panic locks

Strike plates, narrow style



U-shaped strike plate N6501

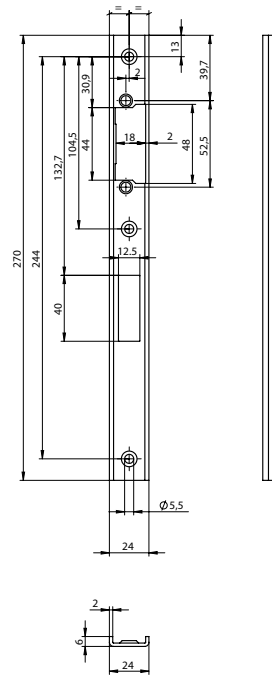
Suitable for OneSystem lock models:

- Standard project lock narrow style N15XX
- Standard panic lock narrow style N16XX

Technical attributes	
Shape	U-shaped
Length	270 mm
Thickness	6 mm
Material	Stainless steel
DIN direction	DIN L/R

Article / Feature	Order no.
Strike plate width 24 mm	N 6 5 0 1 0 6 6 3 1 1 0 0 0 0

Note: the end caps are included in the scope of supply.



U-shaped strike plate N6503

Prepared for electric strikes and dummy components from the ProFix 2 series.

Suitable for OneSystem lock models:

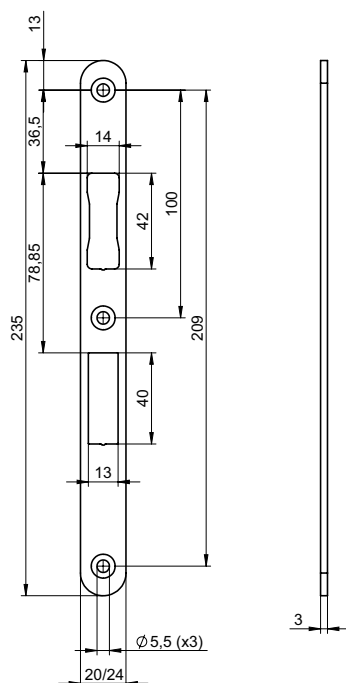
- Standard project lock narrow style N15XX
- Standard panic lock narrow style N16XX

Technical attributes	
Shape	U-shaped
Length	270 mm
Thickness	6 mm
Material	Stainless steel
DIN direction	DIN L/R

Article / Feature	Order no.
Strike plate width 24 mm; DIN L	N 6 5 0 3 2 6 6 3 1 1 0 0 0 0
Strike plate width 24 mm; DIN R	N 6 5 0 3 3 6 6 3 1 1 0 0 0 0

Note: the end caps are included in the scope of supply.

Note:
Figure DIN left hand (DIN right hand mirror-inverted)



Flat strike plate N6001

Suitable for OneSystem lock models:

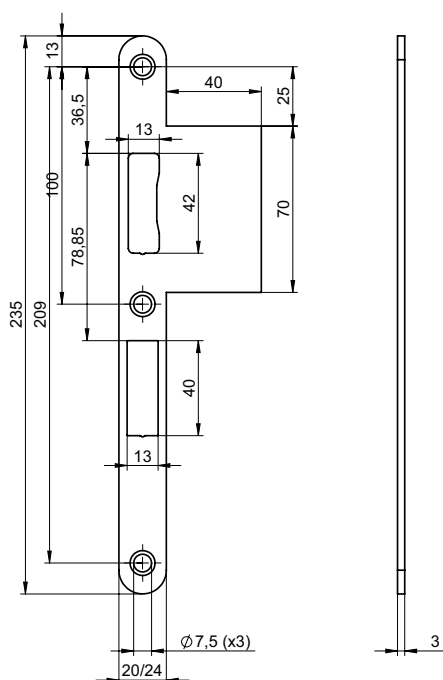
- Standard project lock wide style N10XX
- Standard panic lock wide style N11XX

Technical attributes

Shape	Round
Length	235 mm
Thickness	3 mm
Material	Stainless steel
DIN direction	DIN L/R

Article / Feature

Article / Feature	Order no.
Strike plate width 20 mm	N 6 0 0 1 0 0 0 1 0 1 0 0 0 0
Strike plate width 24 mm	N 6 0 0 1 0 0 0 3 0 1 0 0 0 0



Flat strike plate with lip N6001

Suitable for OneSystem lock models:

- Standard project lock wide style N10XX
- Standard panic lock wide style N11XX

Technical attributes

Shape	Round with lip
Height	235 mm
Thickness	3 mm
Material	Stainless steel
DIN direction	DIN L/R

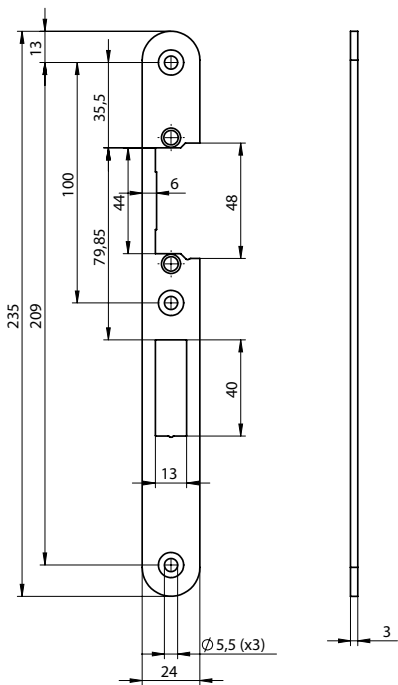
Article / Feature

Article / Feature	Order no.
Strike plate width 20 mm, lip 40 mm, can be shortened in stages	N 6 0 0 1 0 4 0 1 0 1 0 0 0 0
Strike plate width 24 mm, lip 40 mm, can be shortened in stages	N 6 0 0 1 0 4 0 3 0 1 0 0 0 0

Accessories

Standard project locks, standard panic locks

Strike plates, wide style

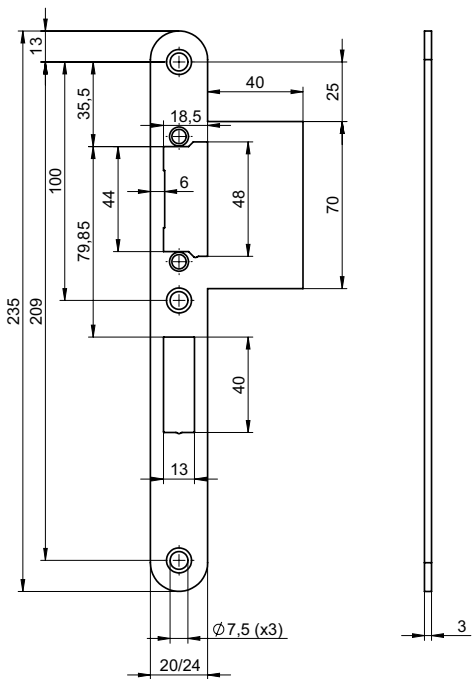


Flat strike plate N6003

Prepared for electric strikes and dummy components from the ProFix 2 series.
Suitable for OneSystem lock models:
- Standard project lock wide style N10XX
- Standard panic lock wide style N11XX

Technical attributes	
Shape	Round
Height	235 mm
Thickness	3 mm
Material	Stainless steel
DIN direction	DIN L/R

Article / Feature	Order no.
Strike plate width 24 mm	N 6 0 0 3 0 0 0 3 0 1 0 0 0 0



Flat strike plate with lip N6003

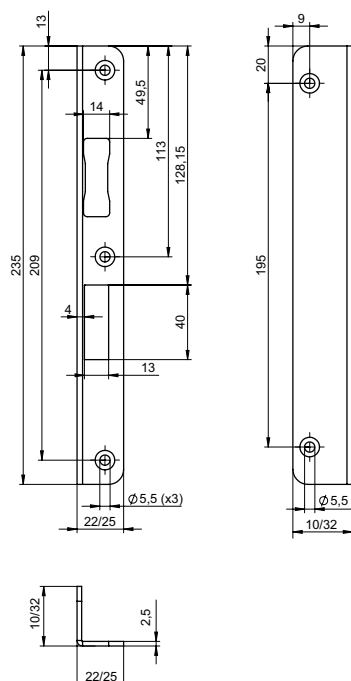
Prepared for electric strikes and dummy components from the ProFix 2 series.
Suitable for OneSystem lock models:
- Standard project lock wide style N10XX
- Standard panic lock wide style N11XX

Technical attributes	
Shape	Round with lip
Height	235 mm
Thickness	3 mm
Material	Stainless steel
DIN direction	DIN L/R

Article / Feature	Order no.
Strike plate width 20 mm, lip 40 mm, can be shortened in stages	N 6 0 0 3 0 4 0 1 0 1 0 0 0 0
Strike plate width 24 mm, lip 40 mm, can be shortened in stages	N 6 0 0 3 0 4 0 3 0 1 0 0 0 0

Standard project locks, standard panic locks

Strike plates, wide style



Note:
Figure DIN left hand (DIN right hand mirror-inverted)

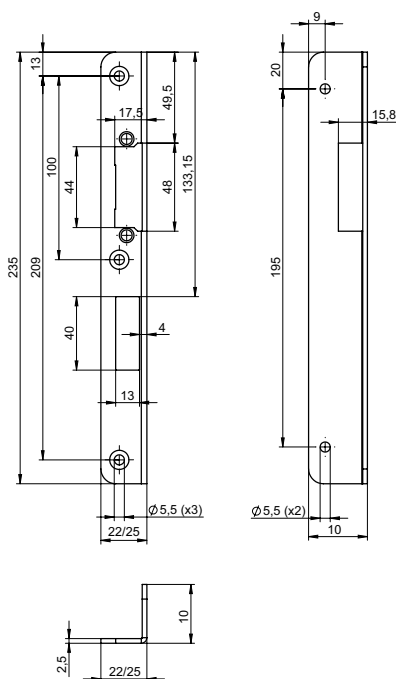
Angled strike plate N6000

Suitable for OneSystem lock models:

- Standard project lock wide style N10XX
- Standard panic lock wide style N11XX

Technical attributes	
Shape	Angled, rounded corners
Height	235 mm
Thickness	3 mm
Material	Stainless steel
DIN direction	DIN L or DIN R

Article / Feature	Order no.
Strike plate width 22/10 mm, DIN L	N 6 0 0 0 2 1 0 2 0 1 0 0 0 0
Strike plate width 22/10 mm, DIN R	N 6 0 0 0 3 1 0 2 0 1 0 0 0 0
Strike plate width 25/10 mm, DIN L	N 6 0 0 0 2 1 0 4 0 1 0 0 0 0
Strike plate width 25/10 mm, DIN R	N 6 0 0 0 3 1 0 4 0 1 0 0 0 0
Strike plate width 22/32 mm, DIN L	N 6 0 0 0 2 3 2 2 0 1 0 0 0 0
Strike plate width 22/32 mm, DIN R	N 6 0 0 0 3 3 2 2 0 1 0 0 0 0
Strike plate width 25/32 mm, DIN L	N 6 0 0 0 2 3 2 4 0 1 0 0 0 0
Strike plate width 25/32 mm, DIN R	N 6 0 0 0 3 3 2 4 0 1 0 0 0 0



Note:
Figure DIN left hand (DIN right hand mirror-inverted)

Angled strike plate N6002

Prepared for electric strikes and dummy components from the ProFix 2 series.

Suitable for OneSystem lock models:

- Standard project lock wide style N10XX
- Standard panic lock wide style N11XX

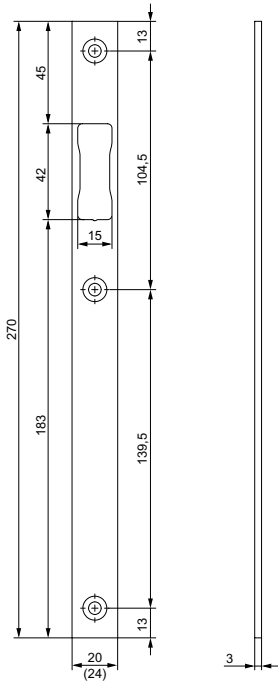
Technical attributes	
Shape	Angled, rounded corners
Height	235 mm
Thickness	3 mm
Material	Stainless steel
DIN direction	DIN L or DIN R

Article / Feature	Order no.
Strike plate width 22/10 mm, DIN L	N 6 0 0 2 2 1 0 2 0 1 0 0 0 0
Strike plate width 22/10 mm, DIN R	N 6 0 0 2 3 1 0 2 0 1 0 0 0 0
Strike plate width 25/10 mm, DIN L	N 6 0 0 2 2 1 0 4 0 1 0 0 0 0
Strike plate width 25/10 mm, DIN R	N 6 0 0 2 3 1 0 4 0 1 0 0 0 0

Accessories

SBP locks and multi-point locks

Strike plates, narrow style

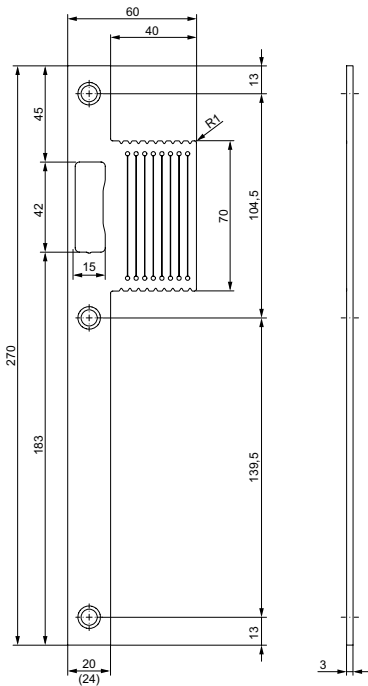


Flat strike plate N6530

Suitable for OneSystem lock models:
- SBP locks narrow style N7XXX

Technical attributes	
Shape	Square cut
Height	270 mm
Thickness	3 mm
Material	Stainless steel
DIN direction	DIN L/R

Article / Feature	Order no.
Strike plate width 20 mm	N 6 5 3 0 0 0 0 1 1 1 0 0 0 0
Strike plate width 24 mm	N 6 5 3 0 0 0 0 3 1 1 0 0 0 0



Flat strike plate N6530 with lip

Suitable for OneSystem lock models:
- SBP locks narrow style N7XXX

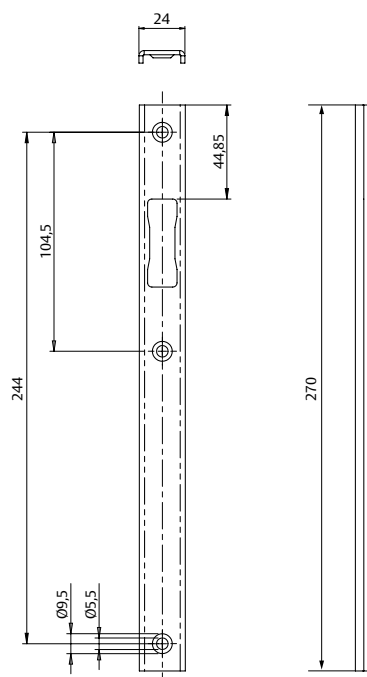
Technical attributes	
Shape	Square-cut with lip
Height	270 mm
Thickness	3 mm
Material	Stainless steel
DIN direction	DIN L/R

Article / Feature	Order no.
Strike plate width 20 mm, lip 40 mm, can be shortened in stages	N 6 5 3 0 0 4 0 1 1 1 0 0 0 0
Strike plate width 24 mm, lip 40 mm, can be shortened in stages	N 6 5 3 0 0 4 0 3 1 1 0 0 0 0

Accessories

SBP locks and multi-point locks

Strike plates, narrow style



U-shaped strike plate N6531

Suitable for OneSystem lock models:

- SBP locks narrow style N7XXX

Technical attributes	
Shape	U-shaped
Length	270 mm
Thickness	6 mm
Material	Stainless steel
DIN direction	DIN L/R

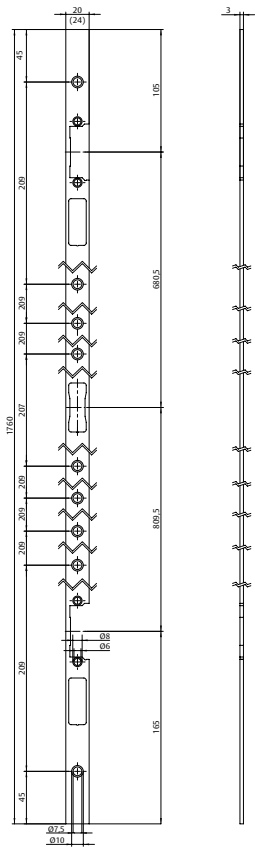
Article / Feature	Order no.
Strike plate width 24 mm	N 6 5 3 1 0 6 6 3 1 1 0 0 0

Note: the end caps are included in the scope of supply.

Accessories

SBP multi-point locks

Strike plates, narrow style



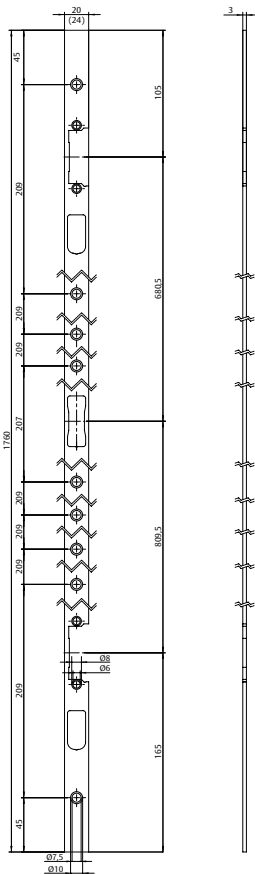
Strike plate N6562 (for standard bolt)

- Suitable for OneSystem lock models:
- SBP multi-point lock narrow style N77XX
 - SBP multi-point lock with handle control narrow style N796X

Technical attributes	
Shape	Square-cut
Height	1760 mm
Thickness	3 mm
Material	Stainless steel
DIN direction	DIN L/R

Article / Feature	Order no.
Strike plate width 20 mm	N 6 5 6 2 0 0 0 1 5 1 0 0 0 0
Strike plate width 24 mm	N 6 5 6 2 0 0 0 3 5 1 0 0 0 0

Note:
for the strike plate two additional universal dummy components 1410-F6 are necessary.



Strike plate N6560 (for hook bolt)

- Suitable for OneSystem lock models:
- SBP multi-point lock narrow style N78XX
 - SBP multi-point lock with handle control narrow style N797X

Technical attributes	
Shape	Square-cut
Height	1760 mm
Thickness	3 mm
Material	Stainless steel
DIN direction	DIN L/R

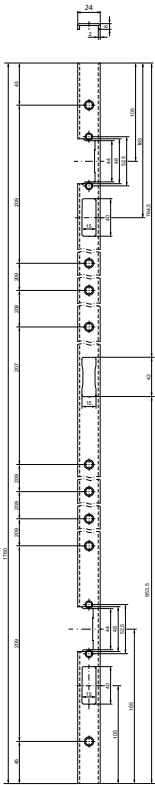
Article / Feature	Order no.
Strike plate width 20 mm	N 6 5 6 0 0 0 0 1 5 1 0 0 0 0
Strike plate width 24 mm	N 6 5 6 0 0 0 0 3 5 1 0 0 0 0

Note:
for the strike plate two additional universal dummy components 1410-F6 are necessary.

Accessories

SBP multi-point locks

Strike plates, narrow style



Note:
Figure DIN right hand
(DIN left hand mirror-inverted)

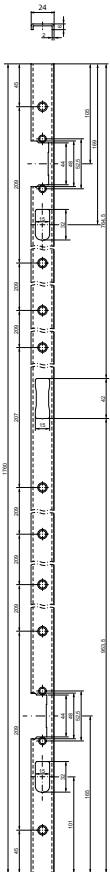
U-shaped strike plate N6563 (for standard bolt)

Suitable for OneSystem lock models:
- SBP multi-point lock narrow style N77XX
- SBP multi-point lock with handle control narrow style N796X

Technical attributes	
Shape	U-shaped
Length	1760 mm
Thickness	6 mm
Material	Stainless steel

Article / Feature	Order no.
Strike plate width 24 mm, DIN L	N 6 5 6 3 2 6 6 3 5 1 0 0 0 0
Strike plate width 24 mm, DIN R	N 6 5 6 3 3 6 6 3 5 1 0 0 0 0

Note:
for the strike plate two additional universal dummy components 1410-F6 are necessary.
The end caps are included in the scope of supply.



Note:
Figure DIN right hand
(DIN left hand mirror-inverted)

U-shaped strike plate N6561 (for hook bolt)

Suitable for OneSystem lock models:
- SBP multi-point lock narrow style N78XX
- SBP multi-point lock with handle control narrow style N797X

Technical attributes	
Shape	U-shaped
Length	1760 mm
Thickness	6 mm
Material	Stainless steel

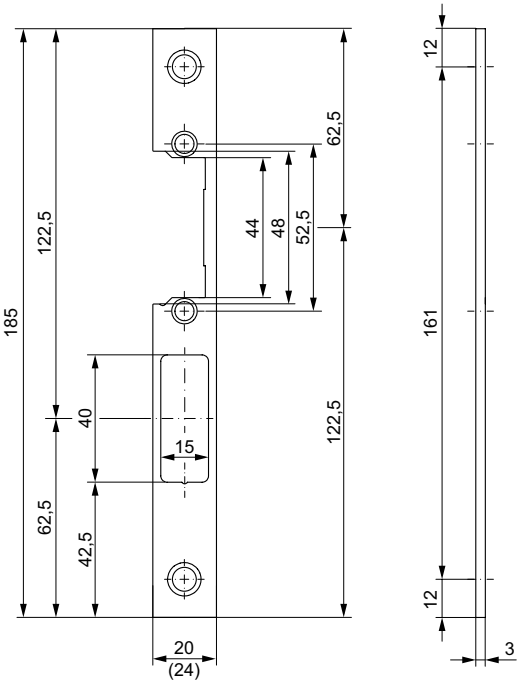
Article / Feature	Order no.
Strike plate width 24 mm, DIN L	N 6 5 6 1 2 6 6 3 5 1 0 0 0 0
Strike plate width 24 mm, DIN R	N 6 5 6 1 3 6 6 3 5 1 0 0 0 0

Note:
for the strike plate two additional universal dummy components 1410-F6 are necessary.
The end caps are included in the scope of supply.

Accessories

SBP multi-point locks

Strike plate, auxilliary lock cases



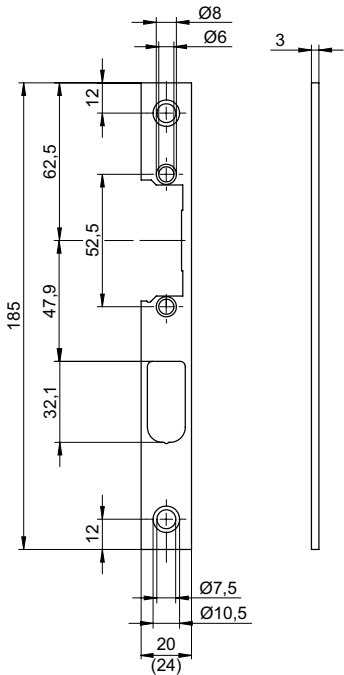
Flat strike plate N6552 for auxilliary lock cases with standard bolt

- Suitable for OneSystem lock models:
- SBP multi-point lock narrow style 77XX
 - SBP multi-point locking with handle control narrow N796X

Technical attributes	
Shape	Square-cut
Height	185 mm
Thickness	3 mm
Material	Stainless steel
DIN-direction	DIN L/R

Article / Feature	Order no.
Strike plate width 20 mm	N 6 5 5 2 0 0 0 1 6 1 0 0 0 0
Strike plate width 24 mm	N 6 5 5 2 0 0 0 3 6 1 0 0 0 0

Note:
for the strike plate one additional universal dummy component 1410-F6 is necessary.



Flat strike plate N6550 for auxilliary lock cases with hooked bolt

- Suitable for OneSystem lock models:
- SBP multi-point lock narrow style N78XX
 - SBP multi-point lock with handle control narrow style N797X

Technical attributes	
Shape	Square-cut
Height	185 mm
Thickness	3 mm
Material	Stainless steel
DIN-direction	DIN L/R

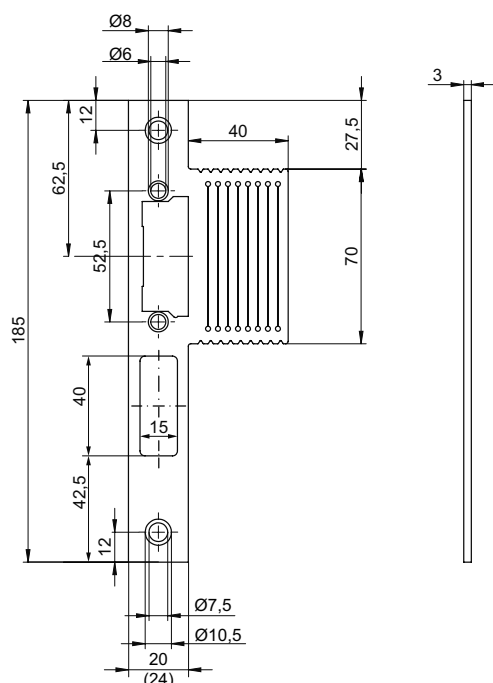
Article / Feature	Order no.
Strike plate width 20 mm	N 6 5 5 0 0 0 0 1 6 1 0 0 0 0
Strike plate width 24 mm	N 6 5 5 0 0 0 0 3 6 1 0 0 0 0

Note:
for the strike plate one additional universal dummy component 1410-F6 is necessary.

Accessories

SBP multi-point locks

Strike plate, auxilliary lock cases



Flat strike plate with lip N6552 for auxilliary lock cases with standard bolt

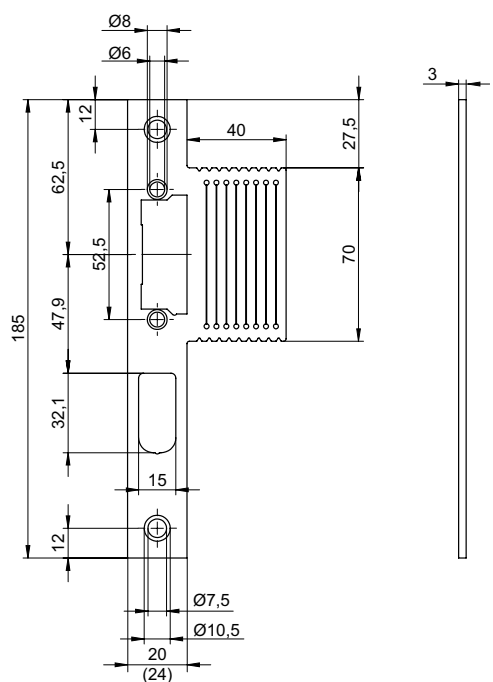
Suitable for OneSystem lock models:

- SBP multi-point lock narrow style N77XX
- SBP multi-point lock with handle control narrow style N796X

Technical attributes	
Shape	Square-cut with lip
Height	185 mm
Thickness	3 mm
Material	Stainless steel
DIN-direction	DIN L/R

Article / Feature	Order no.
Strike plate width 20 mm, lip 40 mm, can be shortened in stages	N 6 5 5 2 0 4 0 1 6 1 0 0 0 0
Strike plate width 24 mm, lip 40 mm, can be shortened in stages	N 6 5 5 2 0 4 0 3 6 1 0 0 0 0

Note:
for the strike plate one additional universal dummy component 1410-F6 is necessary.



Flat strike plate with lip N6550 for auxilliary lock cases with hook bolt

Suitable for OneSystem lock models:

- SBP multi-point lock narrow style N78XX
- SBP multi-point lock with handle control narrow style N797X

Technical attributes	
Shape	Square-cut with lip
Height	185 mm
Thickness	3 mm
Material	Stainless steel
DIN-direction	DIN L/R

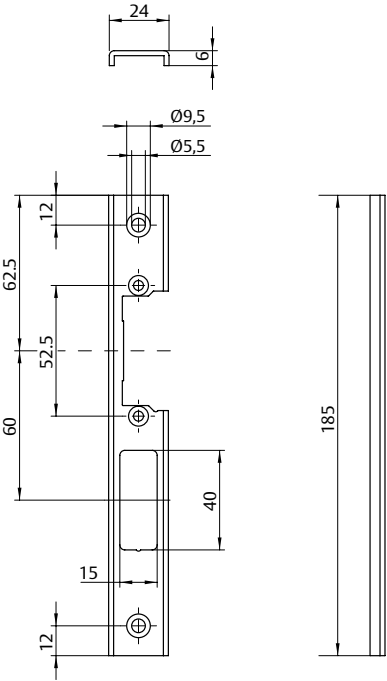
Article / Feature	Order no.
Strike plate width 20 mm, lip 40 mm, can be shortened in stages	N 6 5 5 0 0 4 0 1 6 1 0 0 0 0
Strike plate width 24 mm, lip 40 mm, can be shortened in stages	N 6 5 5 0 0 4 0 3 6 1 0 0 0 0

Note:
for the strike plate one additional universal dummy component 1410-F6 is necessary.

Accessories

SBP multi-point locks

Strike plate, auxilliary lock cases



Note:
Figure DIN left hand (DIN right hand mirror-inverted)

U-shaped strike plate N6553 for auxilliary lock cases with standard bolt

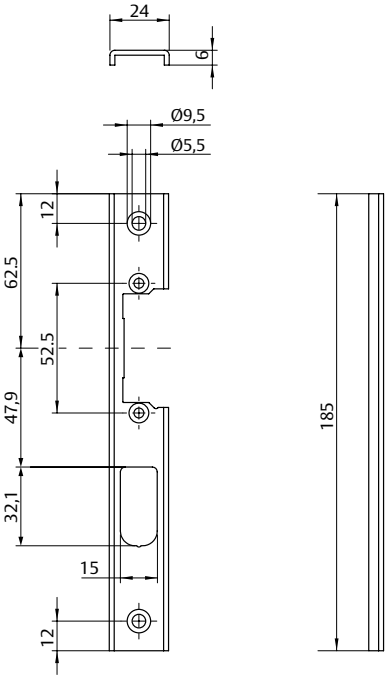
Suitable for OneSystem lock models:

- SBP multi-point lock narrow style N77XX
- SBP multi-point lock with handle control narrow style N796X

Technical attributes	
Shape	U-shaped
Height	185 mm
Thickness	6 mm
Material	Stainless steel

Article / Feature	Order no.
Strike plate width 24 mm, DIN L	N 6 5 5 3 2 6 6 3 6 1 0 0 0 0
Strike plate width 24 mm; DIN R	N 6 5 5 3 3 6 6 3 6 1 0 0 0 0

Note:
for the strike plate one additional universal dummy component 1410-F6 is necessary.
The end caps are included in the scope of supply.



Note:
Figure DIN left hand (DIN right hand mirror-inverted)

U-shaped strike plate N6551 for auxilliary lock cases with hook bolt

Suitable for OneSystem lock models:

- SBP multi-point lock narrow style N78XX
- SBP multi-point lock with handle control narrow style N797X

Technical attributes	
Shape	U-shaped
Length	185 mm
Thickness	6 mm
Material	Stainless steel

Article / Feature	Order no.
Strike plate width 24 mm, DIN L	N 6 5 5 1 2 6 6 3 6 1 0 0 0 0
Strike plate width 24 mm; DIN R	N 6 5 5 1 3 6 6 3 6 1 0 0 0 0

Note:
for the strike plate one additional universal dummy component 1410-F6 is necessary.
The end caps are included in the scope of supply.

Accessories

SBP multi-point locks

Dummy component



Universal dummy component 1410-F6 fire protection, ProFix®2

Dummy component with no electrical function, with two FaFix® adjustment ranges and latch guide for ProFix® 2 strike plates.

Suitable for OneSystem strike plates: N6XXX

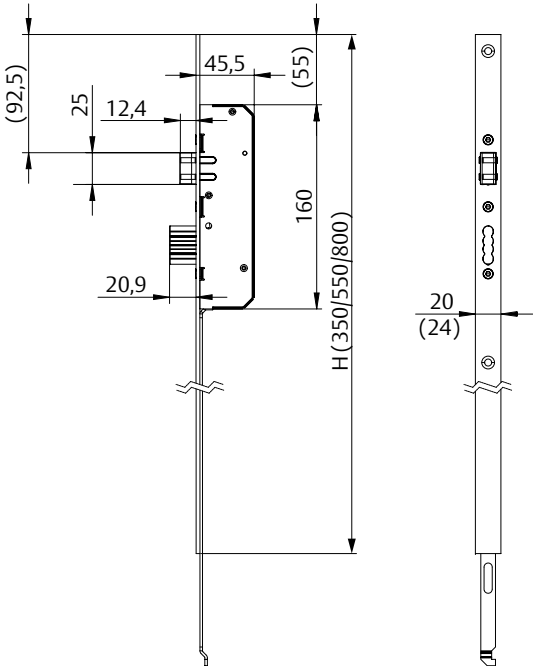
Technical attributes	
Height	60 mm
Width	19,1 mm
Depth	15 mm
DIN direction	DIN L/R

Article / Feature	Order no.
Dummy component without strike plate; DIN universal handed	1 4 1 0 - F 6 - - - - - 0 0

Accessories

SBP multi-point locks

Face plate extension



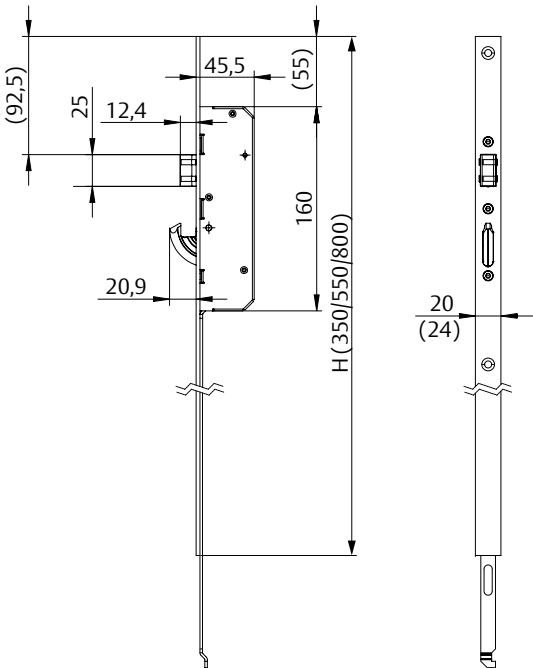
Face plate extension N5310 with standard bolt (4th bolt)

- Suitable for OneSystem lock models:
- SBP multi-point lock narrow style N77XX
 - SBP multi-point lock with handle control narrow style N796X

Technical attributes	
Shape	Square-cut, U-shaped
Height	350, 550, 800 mm
Thickness	Flat face plate 3 mm, U-shaped face plate 6 mm
Material	Stainless steel
DIN direction	DIN L/R

Article / Feature	Order no.
Flat; face plate width 20 mm; height 350 mm	N 5 3 1 0 0 0 0 1 1 1 0 0 0 0
Flat; face plate width 24 mm; height 350 mm	N 5 3 1 0 0 0 0 3 1 1 0 0 0 0
U-shaped face plate; face plate width 24 mm; height 350 mm	N 5 3 1 0 0 0 6 3 1 1 0 0 0 0
Flat; face plate width 20 mm; height 550 mm	N 5 3 1 0 0 0 0 1 2 1 0 0 0 0
Flat; face plate width 24 mm; height 550 mm	N 5 3 1 0 0 0 0 3 2 1 0 0 0 0
U-shaped face plate; face plate width 24 mm; height 550 mm	N 5 3 1 0 0 0 6 3 2 1 0 0 0 0
Flat; face plate width 20 mm; height 800 mm	N 5 3 1 0 0 0 0 1 3 1 0 0 0 0
Flat; face plate width 24 mm; height 800 mm	N 5 3 1 0 0 0 0 3 3 1 0 0 0 0
U-shaped face plate; face plate width 24 mm; height 800 mm	N 5 3 1 0 0 0 6 3 3 1 0 0 0 0

Note:
Suitable strike plates for the main lock and the additional bolts can be found under the heading SBP locks/
multi-point locks strike plates



Face plate extension N5300 with hook bolt (4th bolt)

- Suitable for OneSystem lock models:
- SBP multi-point lock narrow style N78XX
 - SBP multi-point lock with handle control narrow style N797X

Technical attributes	
Shape	Square-cut, U-shaped
Height	350, 550, 800 mm
Thickness	Flat face plate 3 mm, U-shaped face plate 6 mm
Material	Stainless steel
DIN direction	DIN L/R

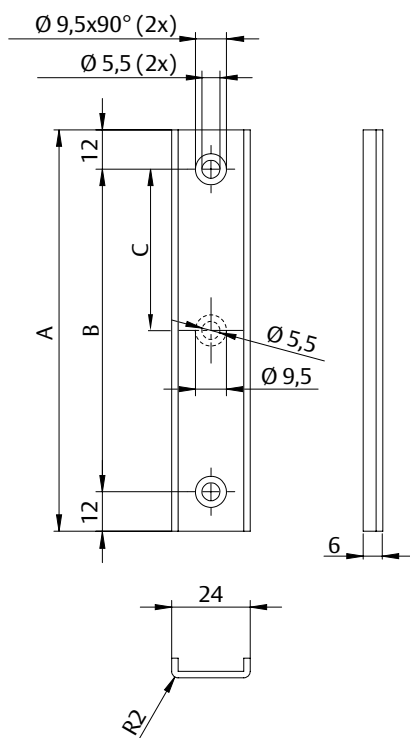
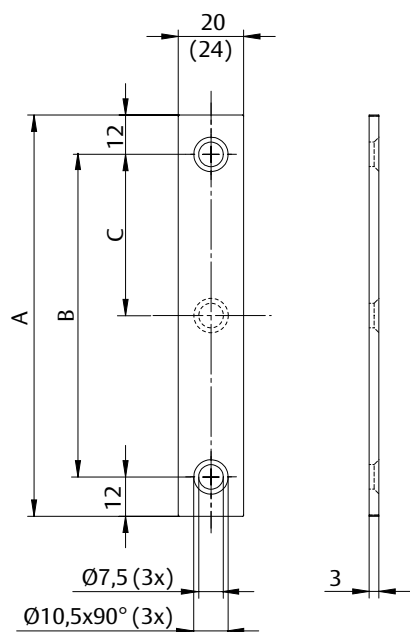
Article / Feature	Order no.
Flat; face plate width 20 mm; height 350 mm	N 5 3 0 0 0 0 0 1 1 1 0 0 0 0
Flat; face plate width 24 mm; height 350 mm	N 5 3 0 0 0 0 0 3 1 1 0 0 0 0
U-shaped face plate; face plate width 24 mm; height 350 mm	N 5 3 0 0 0 0 6 3 1 1 0 0 0 0
Flat; face plate width 20 mm; height 550 mm	N 5 3 0 0 0 0 0 1 2 1 0 0 0 0
Flat; face plate width 24 mm; height 550 mm	N 5 3 0 0 0 0 0 3 2 1 0 0 0 0
U-shaped face plate; face plate width 24 mm; height 550 mm	N 5 3 0 0 0 0 6 3 2 1 0 0 0 0
Flat; face plate width 20 mm; height 800 mm	N 5 3 0 0 0 0 0 1 3 1 0 0 0 0
Flat; face plate width 24 mm; height 800 mm	N 5 3 0 0 0 0 0 3 3 1 0 0 0 0
U-shaped face plate; face plate width 24 mm; height 800 mm	N 5 3 0 0 0 0 6 3 3 1 0 0 0 0

Note:
Suitable strike plates for the main lock and the additional bolts can be found under the heading SBP locks/
multi-point locks strike plates

Accessories

SBP multi-point locks

Frame trims



Frame trims for strike plates

For use with OneSystem face plate extensions N53XX in conjunction with OneSystem strike plates (1760 mm) and OneSystem strike plates for auxilliary lock cases:

Technical attributes	
Length	122.5/322.5/572.5 mm
Thickness	Flat 3 mm, U-shaped 6 mm

Article / Feature	Order no.
F3 x 20 mm; for face plate extension 350 mm	N 5 3 X X 0 0 0 1 1 1 0 0 0 0
F3 x 24 mm; for face plate extension 350 mm	N 5 3 X X 0 0 0 3 1 1 0 0 0 0
U6 x 24 mm; for face plate extension 350 mm	N 5 3 X X 0 0 6 3 1 1 0 0 0 0
F3 x 20 mm; for face plate extension 550 mm	N 5 3 X X 0 0 0 1 2 1 0 0 0 0
F3 x 24 mm; for face plate extension 550 mm	N 5 3 X X 0 0 0 3 2 1 0 0 0 0
U6 x 24 mm; for face plate extension 550 mm	N 5 3 X X 0 0 6 3 2 1 0 0 0 0
F3 x 20 mm; for face plate extension 800 mm	N 5 3 X X 0 0 0 1 3 1 0 0 0 0
F3 x 24 mm; for face plate extension 800 mm	N 5 3 X X 0 0 0 3 3 1 0 0 0 0
U6 x 24 mm; for face plate extension 800 mm	N 5 3 X X 0 0 6 3 3 1 0 0 0 0

Strike plate for
auxilliary lock cases

Face plate extension
(4th bolt)

Frame trim

Strike plate (1760mm)

SBP multi-point lock

Article / feature	Dimension A	Dimension B	Dimension C
for 350 mm Face plate extension	122.5 mm	98.5 mm	–
for 550 mm Face plate extension	322.5 mm	298.5 mm	149.25 mm
for 800 mm Face plate extension	572.5 mm	548.5 mm	274.25 mm

Accessories

Espagnolette

Narrow and wide style



Top lock N5100

For locking the inactive leaf with easy installation accessories.
Suitable for OneSystem lock models:
Espagnolette N1410
Espagnolette N1910

Technical attributes	
Shape	round
Thickness	3 mm
Length	54 mm (Strike plate)

Article / Feature	Order no.
Face plate width 20 mm	N 5 1 0 0 0 0 0 0 0 0 0 0 0 0 1
Face plate width 24 mm	N 5 1 0 0 0 0 0 0 0 0 0 0 0 0 2



Top rod N5101

Top rod for top lock with or without spring in different lengths.
Suitable for OneSystem lock models:
Espagnolette N1410
Espagnolette N1910

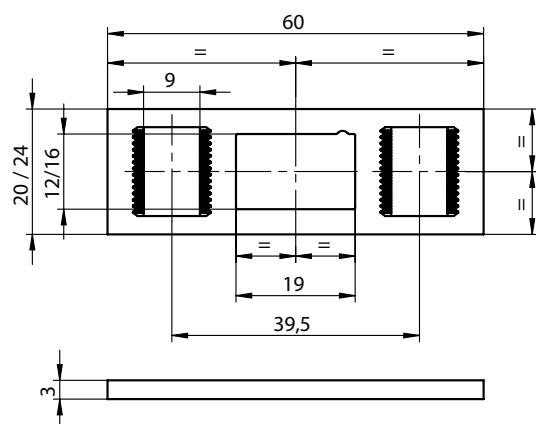
Technical attributes	
Version	for top lock N5100

Article / Feature	Order no.
Length 1000 mm	N 5 1 0 1 0 0 1 0 0 0 0 0 0 0 0
Length 1200 mm	N 5 1 0 1 0 0 1 2 0 0 0 0 0 0 0
Length 1500 mm	N 5 1 0 1 0 0 1 5 0 0 0 0 0 0 0
With spring, length 2000 mm	N 5 1 0 1 0 0 2 0 0 0 0 0 0 0 0
With spring, length 2500 mm	N 5 1 0 1 0 0 2 5 0 0 0 0 0 0 0
With spring, length 3000 mm	N 5 1 0 1 0 0 3 0 0 0 0 0 0 0 0

Accessories

Espagnolette

Strike plates, narrow and wide style

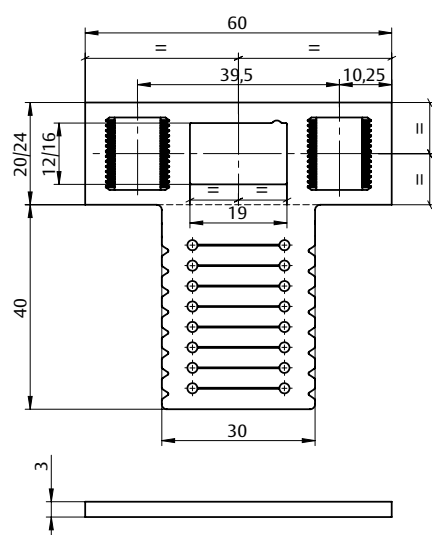


Flat strike plate N6900

Suitable for use with the top lock N5100.

Technical attributes	
Shape	Square-cut
Thickness	3 mm
Material	Stainless steel
DIN direction	DIN L/R

Article / Feature	Order no.
Strike plate width 20 mm	N 6 9 0 0 0 0 0 1 4 1 0 0 0 0
Strike plate width 24 mm	N 6 9 0 0 0 0 0 3 4 1 0 0 0 0

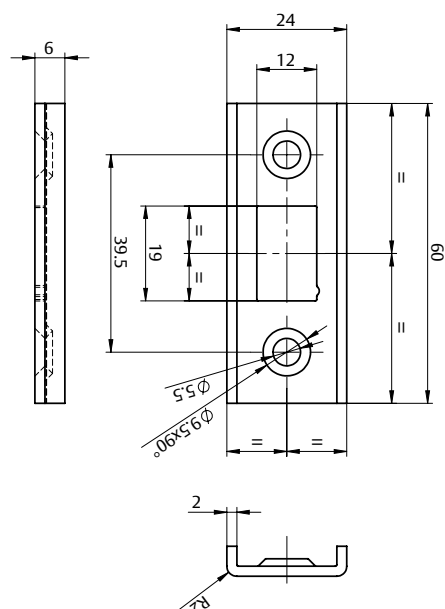


Flat strike plate with lip N6900

Suitable for use with the top lock N5100.

Technical attributes	
Shape	Square-cut with lip
Thickness	3 mm
Material	Stainless steel
DIN direction	DIN L/R

Article / Feature	Order no.
Strike plate width 20 mm, lip 40 mm, can be shortened in stages	N 6 9 0 0 0 4 0 1 4 1 0 0 0 0
Strike plate width 24 mm, lip 40 mm, can be shortened in stages	N 6 9 0 0 0 4 0 3 4 1 0 0 0 0



U-shaped strike plate N6902

Suitable for use with the snap lock N5100.

Technical attributes	
Shape	U-shaped
Thickness	6 mm
Material	Stainless steel
DIN direction	DIN L/R

Article / Feature	Order no.
Strike plate width 24 mm	N 6 9 0 2 0 6 6 3 4 1 0 0 0 0

Note:
The end caps are included in the scope of supply.

Accessories

Panic locks and passive leaf locks

Narrow and wide style



Top flip lock N5110

For locking the inactive and active leaf with Easy Installation accessories.

Suitable for the OneSystem models:

Standard panic lock with top locking N11xx and N16xx

SBP locks with top locking device N75xx and N76xx

Standard panic passive leaf lock N1420, N1920 and N1930

Technical attributes	
Shape	Round
Length	54 mm (Strike plate)
Thickness	3 mm

Article / Feature	Order no.
Face plate width 20 mm	N 5 1 1 0 0 0 0 0 0 0 0 0 0 1
Face plate width 24 mm	N 5 1 1 0 0 0 0 0 0 0 0 0 0 2



Top rod N5111

Top rod for top flip lock in different lengths.

Suitable for the OneSystem models:

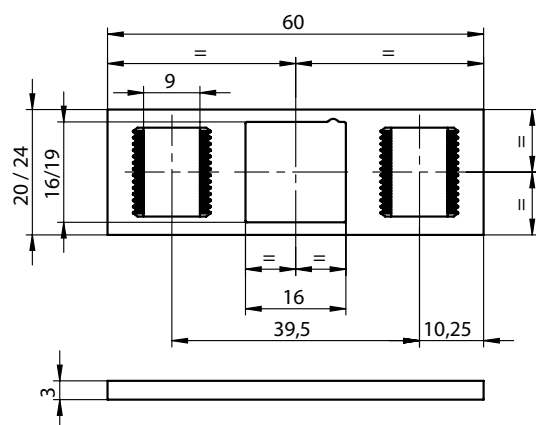
Standard panic lock with top locking N11xx and N16xx

SBP locks with top locking device N75xx and N76xx

Standard panic passive leaf lock N1420, N1920 and N1930

Technical attributes	
Version	for top flip lock N5111

Article / Feature	Order no.
Length 1000 mm	N 5 1 1 1 0 0 1 0 0 0 0 0 0 0
Length 1200 mm	N 5 1 1 1 0 0 1 2 0 0 0 0 0 0
Length 1500 mm	N 5 1 1 1 0 0 1 5 0 0 0 0 0 0
Length 2000 mm	N 5 1 1 1 0 0 2 0 0 0 0 0 0 0
Length 2500 mm	N 5 1 1 1 0 0 2 5 0 0 0 0 0 0
Length 3000 mm	N 5 1 1 1 0 0 3 0 0 0 0 0 0 0



Flat strike plate N6901

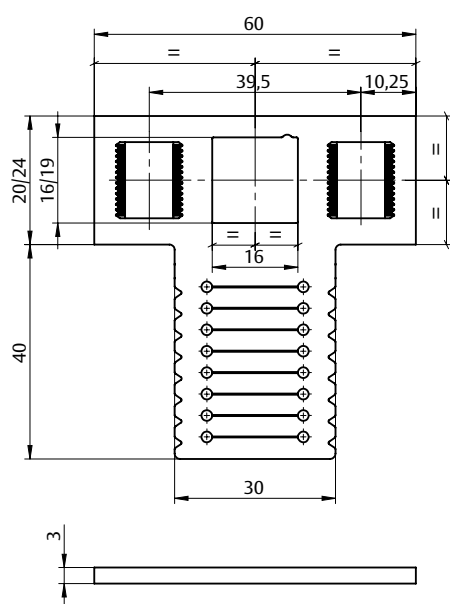
Suitable for use with the top flip lock N5110.

Technical attributes

Shape	Square-cut
Thickness	3 mm
Material	Stainless steel
DIN direction	DIN L/R

Article / Feature

Article / Feature	Order no.
Strike plate width 20 mm	N 6 9 0 1 0 0 0 1 4 1 0 0 0 0
Strike plate width 24 mm	N 6 9 0 1 0 0 0 3 4 1 0 0 0 0



Flat strike plate with lip N6901

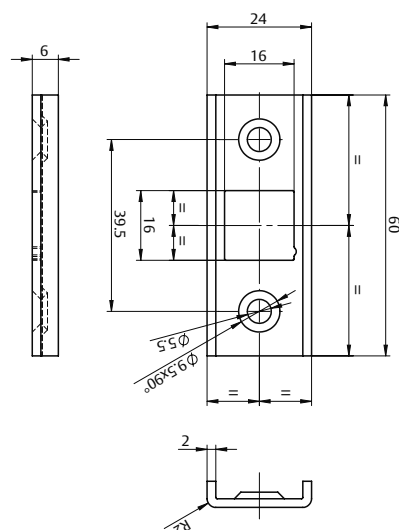
Suitable for use with the top flip lock N5110.

Technical attributes

Shape	Square-cut with lip
Thickness	3 mm
Material	Stainless steel
DIN direction	DIN L/R

Article / Feature

Article / Feature	Order no.
Strike plate width 20 mm, lip 40 mm, can be shortened in stages	N 6 9 0 1 0 4 0 1 4 1 0 0 0 0
Strike plate width 24 mm, lip 40 mm, can be shortened in stages	N 6 9 0 1 0 4 0 3 4 1 0 0 0 0



U-shaped strike plate N6903

Suitable for use with the top flip lock N5110.

Technical attributes

Shape	U-shaped
Thickness	6 mm
Material	Stainless steel
Handing	DIN L/R

Article / Feature

Article / Feature	Order no.
Strike plate width 24 mm	N 6 9 0 3 0 6 6 3 4 1 0 0 0 0

Note:

The end caps are included in the scope of supply.

Accessories

Espagnolettes and passive leaf locks

Narrow and wide style



Security top lock N5120

Security top lock for double-leaf panic security doors

Technical attributes	
Shape	Angled
Face plate length	189 mm
Face plate thickness	3 mm
Housing length	146 mm
Housing width	46 mm
Housing Depth	20 mm

Article / Feature	Order no.
Security top lock F3x24 mm	N 5 1 2 0 0 5 0 0 0 0 0 0 0 1



Locking bar N5121

Locking bar for security top lock N5120.
Suitable for use with passive leaf lock N1940.

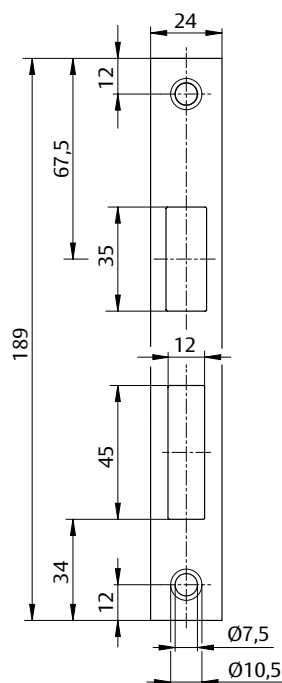
Technical attributes	
Shape	1000 / 2000 / 1500 mm

Article / Feature	
Length 1000 mm	N 5 1 2 1 0 5 1 0 0 0 0 0 0 0
Length 1500 mm	N 5 1 2 1 0 5 1 5 0 0 0 0 0 0

Accessories

Espagnolettes and passive leaf locks

Narrow and wide style



Flat strike plate N6981

Flat strike plate suitable for security top lock N5120.

Technical attributes

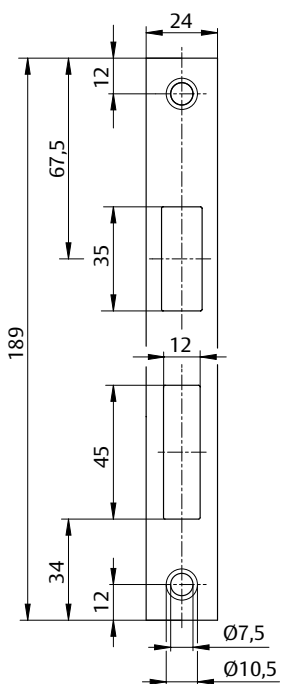
Shape	Angled
Thickness	3 mm
Material	Stainless steel
DIN direction	DIN L/R

Article / Feature

Strike plate width 24 mm

Order no.

N 6 9 8 1 0 0 0 3 7 1 0 0 0 0



Flat strike plate N6988

Flat strike plate suitable for security top lock N5120.

Technical attributes

Shape	Square
Thickness	6 mm
Material	Stainless steel
DIN direction	DIN L/R

Article / Feature

Strike plate width 24 mm

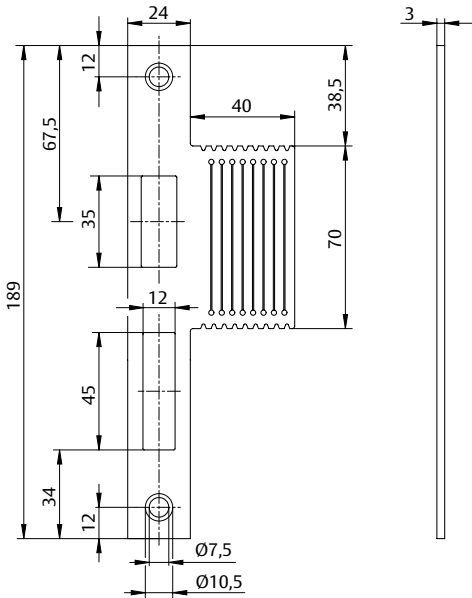
Order no.

N 6 9 8 8 0 0 0 3 7 1 0 0 0 0

Accessories

Espagnolettes and passive leaf locks

Narrow and wide style

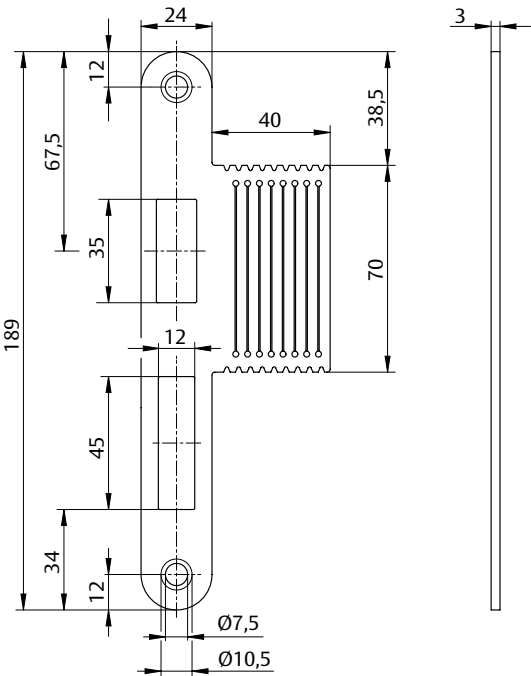


Flat strike plate N6986

Flat strike plate suitable for security top lock N5120.

Technical attributes	
Shape	Angled with lip
Thickness	3 mm
Material	Stainless steel
DIN direction	DIN L/R

Article / Feature	Order no.
Strike plate width 24 mm, lips 40 mm	N 6 9 8 6 0 4 0 3 7 1 0 0 0 0



Flat strike plate N6987

Flat strike plate suitable for security top lock N5120.

Technical attributes	
Shape	Round with lip
Thickness	3 mm
Material	Stainless steel
DIN direction	DIN L/R

Article / Feature	Order no.
Strike plate width 24 mm, round with lip 40 mm	N 6 9 8 7 0 4 0 3 7 1 0 0 0 0

Accessories

Espagnolettes and passive leaf locks

Narrow and wide style



Bottom rod N5130

Suitable for the OneSystem models:
Espagnolette N1410 and N1910
Standard panic passive leaf lock N1420, N1920, N1930 and N1940.

Technical attributes	
Length	1000 mm

Article / Feature	Order no.
Bottom rod	N 5 1 3 0 0 0 1 0 0 0 0 0 0



Bottom rod guide N5150

Set consisting of the bottom rod guide with „Easy Installation“ accessories.
Suitable for the OneSystem models:
Espagnolette N1410 and N1910
Standard panic passive leaf lock N1420, N1920, N1930 and N1940.

Technical attributes	
Version	Standard

Article / Feature	Order no.
Set	N 5 1 5 0 0 0 0 0 0 0 0 0 0

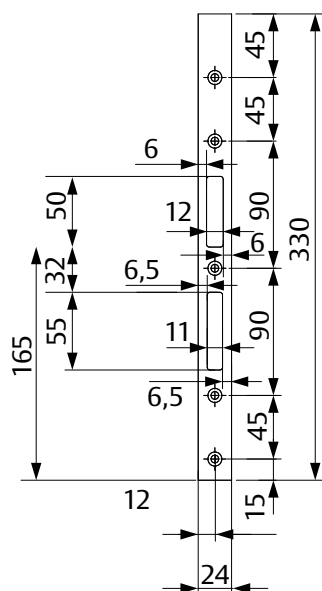


Floor bush N5140

Floor bush suitable for the rod.
Suitable for the OneSystem models:
Espagnolette N1410 and N1910
Standard panic passive leaf lock N1420, N1920, N1930 and N1940

Technical attributes	
Height	29,2 mm
External diameter	40 mm
Diameter	Mounting hole 30 mm
Version	Adjustment/setting via eccentric screw

Article / Feature	Order no.
Floor bush	N 5 1 4 0 0 0 0 0 0 0 0 0 0



Flat strike plate model 509ZBS033

For lock model 309N / 509N / 809N

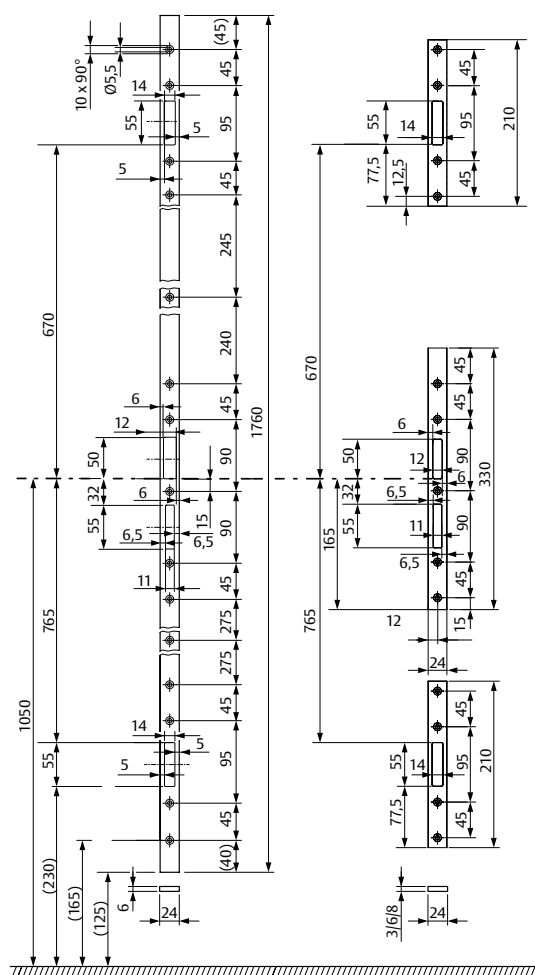
Technical attributes	
Mounting	Standard
Length	330 mm
Width	24 mm
Material	Chrome plated

Article / Feature	Order no.
For Model 509E; 33 cm long; 3 mm thick	5 0 9 Z B S 0 3 3 3 S B L 0 0
For Model 509E; 33 cm long; 6 mm thick	5 0 9 Z B S 0 3 3 6 S B L 0 0
For model 509E; 33 cm long; 8 mm thick	5 0 9 Z B S 0 3 3 8 S B L 0 0

Strike plate standard

Strike plate 3-part

Suitable strike plates for model series 319N/519N/819N



Material 2 mm strike plate: Stainless steel
Material 3 mm strike plate: Steel, chrome-plated
Material 6 mm strike plate: Steel, chrome-plated
Material 8 mm strike plate: Steel, chrome-plated

Article / Feature	Order no.
2-part; 210 x 3 mm	8 1 9 Z B S 0 2 1 3 S B L 0 7
2-part; 210 x 6 mm	8 1 9 Z B S 0 2 1 6 S B L 0 7
3-part; 210 mm per bolt; 2 mm thick	8 1 9 Z B S 0 2 1 2 S B L 0 0
3-part; 210 mm per bolt; 3 mm thick	8 1 9 Z B S 0 2 1 3 S B L 0 0
3-part; 210 mm per bolt; 6 mm thick	8 1 9 Z B S 0 2 1 6 S B L 0 0
3-part; 210 mm per bolt; 8 mm thick	8 1 9 Z B S 0 2 1 8 S B L 0 0
Continuous; 176 cm long, 2 mm wide, 3 mm thick; not suitable for latch bolt lock	8 1 9 Z B S 1 7 6 2 S B L 0 0
Continuous; 176 cm long; 6 mm thick; not suitable for latch bolt lock version	8 1 9 Z B S 1 7 6 6 S B L 0 0
Strike plate continuous type, strike plate length 1760 mm Strike plate thickness 3 mm	8 1 9 Z B S 1 7 6 3 S B L 0 0

Spacer plate set 519ZB

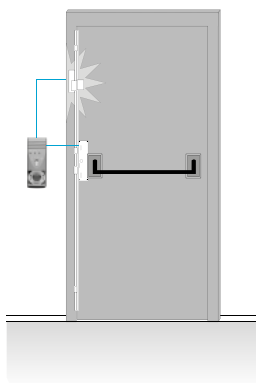
The spacer plate sets are suitable for protecting sliding bars in wooden doors as well as compensating for the gap between strike plates and face plates.

Article / Feature	Order no.
1 mm for model x19N	5 1 9 Z B - D 1 - - - - 0 0
1 mm for model x19N with 807 latch lock	5 1 9 Z B - D 1 F - - - - 0 0

Accessories

Multi-point lock

Models 319N / 519N / 819N – version with latch lock



Multi-point locks 319N, 819N, 519N with integrated escape door strike 331U and latch lock.

These multi-point locks can be upgraded with the proven effeff escape door technology in face plate and strike plate products.

Special features

- Optimal position for the escape door strike at shoulder height
- Prevents attempted burglary where the panic bar is tampered with
- Optimal door control via lock cylinders / terminal cylinders or access control
- Controlled entrance / exit
- All functions in a single lock / keep rail
- Reduced time spent on construction, planning and installation

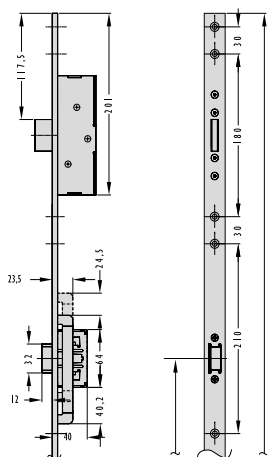
Strike plates with integrated escape door strike 331U

Suitable for multi-point locks with latch lock 807-10

Feature	Order No.
3 mm strike plate, DIN left	331U80-60848F94
3 mm strike plate, DIN right	331U81-60848F95
6 mm strike plate, DIN left	331U80-60948F94
6 mm strike plate, DIN right	331U81-60948F95

Article / Feature	Order no.
For escape door electric strikes; 3 mm thick; chrome-plated; DIN left-hand	-----60848-04
Incl. escape door strike; 3 mm thick; chrome plated; DIN right	-----60848-05

Model x19 with latch lock 807-10



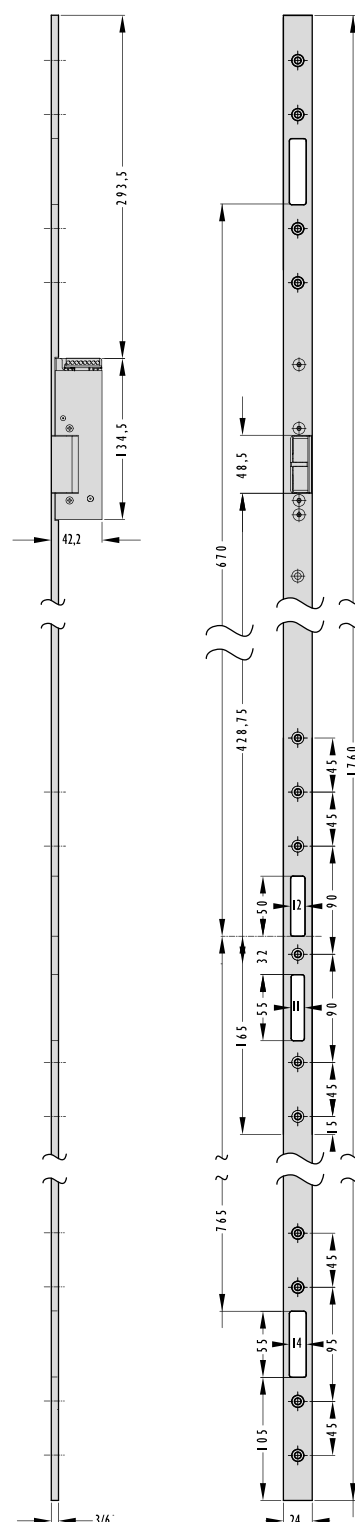
Loose strike plates prepared for escape door strike 331U

Suitable for multi-point locks with latch lock 807-10

Article / Feature	Order no.
Incl. escape door strike; 6 mm thick; chrome plated; DIN left	-----60948-04
Incl. escape door strike; 6 mm thick; chrome plated; DIN right	-----60948-05

Strike plate with escape door strike 331U

Fig. DIN L



Accessories

Multi-point lock

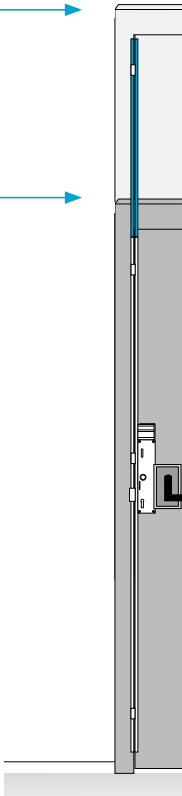
Models 319N / 519N / 819N

extensions and strike plates

Height special doors

Example of an extension
for a multi-point lock.

Height standard doors



Extensions and strike plates

All multi-point locks 319N / 519N / 819N can be extended and upgraded with a 4th bolt.

The following extensions are available for use:

- 270 mm for door leaf heights from approx. 2.16 m
- 350 mm for door leaf heights from approx. 2.25 m
- 550 mm for door leaf heights from approx. 2.45 m

An extra 4th bolt is available for the upper part of doors for ceiling height doors or doors higher than 2.5 m.

This means the otherwise unstable part of the door is also now secured to provide protection against attempted break-ins.

Special features

- Requirements for protection against burglary can therefore also be met for extra high door systems. There is a trend in modern architecture towards ceiling height doors. We are able to cover such a demand with our extension system.

Extensions to model series 319N/519N/ 819N

Feature	Minimum door leaf height approx.	Order No.
270 mm	2.16 m	8 1 9 Z B V 0 2 7 - - - 0 0
350 mm	2.25 m	8 1 9 Z B V 0 3 5 - - - 0 0
550 mm	2.45 m	8 1 9 Z B V 0 5 5 - - - 0 0

Additional bolt
270 mm

Additional bolt
350 mm

Additional
bolt 550 mm

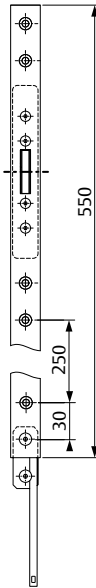
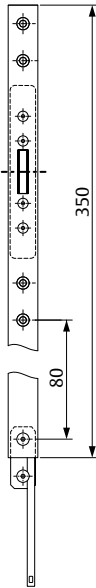
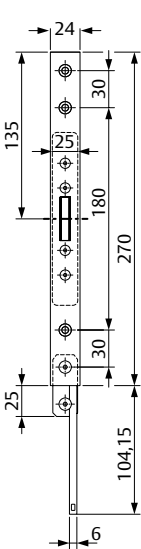
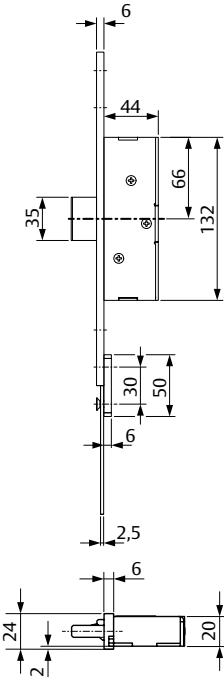
Suitable strike plates for the above mentioned extensions

Article / Feature	Order no.
270 mm, door leaf height min. 2.16 m	8 1 9 Z B V 0 2 7 - - - 0 0
350 mm, door leaf height min. 2.25 m	8 1 9 Z B V 0 3 5 - - - 0 0
550 mm, door leaf height min. 2.45 m	8 1 9 Z B V 0 5 5 - - - 0 0
For extensions to 319/519/819; 270 mm long, 3 mm thick	8 1 9 Z B V 0 2 7 3 S B L 0 0
For extensions to 319/519/819; 350 mm long, 3 mm thick	8 1 9 Z B V 0 3 5 3 S B L 0 0
For extensions to 319/519/819; 550 mm long, 3 mm thick	8 1 9 Z B V 0 5 5 3 S B L 0 0
For extensions to 319/519/819; 270 mm long, 6 mm thick	8 1 9 Z B V 0 2 7 6 S B L 0 0
For extensions to 319/519/819; 350 mm long, 6 mm thick	8 1 9 Z B V 0 3 5 6 S B L 0 0
For extensions to 319/519/819; 550 mm long, 6 mm thick	8 1 9 Z B V 0 5 5 6 S B L 0 0

Spacer plate set Z19ZB

The spacer plate sets are suitable for protecting sliding bars in wooden doors as well as compensating for the gap between strike plates and face plates.

Article / Feature	Order no.
1 mm for extension 270 mm	Z 1 9 Z B - D 1 V 0 2 7 - 0 0
1 mm for extension 350 mm	Z 1 9 Z B - D 1 V 0 3 5 - 0 0
1 mm for extension 550 mm	Z 1 9 Z B - D 1 V 0 5 5 - 0 0



Accessories

Locks with monitoring function

Accessories motorised locks, handle-operated IO modules



OneSystem IO module N5950

The OneSystem IO module is suitable for digital connection of OneSystem locks with Hi-O technology. The OneSystem IO module serves as a connection to conventional devices here, e.g. access control, on-site interlock controls or monitoring controls. To this end, it provides non-isolated inputs for external control and potential-free relay outputs for querying the function states of the locks for higher-level systems.

The following settings and messages are possible () depending on the model:

Relay outputs

- Outer handle
- Inner handle
- Cylinder operated, (Handle coupling active)
- Unlocked
- Locked
- Door open/closed
- Alarm / fault

Technical attributes	
Input operating voltage	12 V – 24 V ± 15%
Current consumption at 12 V DC	185 mA
Current consumption at 24 V DC	115 mA
Length	85 mm
Depth	60 mm
Width	105 mm

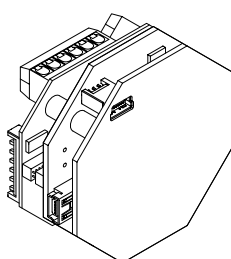
Article / Feature	Order no.
OneSystem IO module	N 5 9 5 0 0 0 0 0 0 0 0 1 0

Inputs

- (External release)
- External door contact
- (Central locking)

Settings

- Time mode: Unlocking time 2 – 28 sec.
- Toggle function
- Direct mode



OneSystem IO module N5951

The OneSystem IO module is suitable for digital connection of OneSystem locks with Hi-O technology. The OneSystem IO module serves as a connection to conventional devices here, e.g. access control, on-site interlock controls or monitoring controls. To this end, it provides non-isolated inputs for external control and potential-free relay outputs for querying the function states of the locks for higher-level systems. Non-isolated digital inputs for external release, external door contact and central locking. Voltage-actuated input for fire alarm system. Two potential-free relay outputs (can be configured via a turn-switch)

Technical attributes	
Supply voltage	12 V (-10 %) to 24 V (+10 %) DC SELV; 24 V DC
Outputs	24 VDC / 100 mA
Max. contact rating	Outputs (resistive load): 30 V / 1 A
Max. current consumption	(12 V DC; 125 mA) (24 V DC; 75 mA)
Class of protection	IP 30 (when completely mounted)
Height	100 mm
Depth	60 mm
Width	100 mm
Variant	Flush-mounted
Version	IO module flush-mounted N5951

Article / Feature	Order no.
OneSystem IO module UP N5951	N 5 9 5 1 0 0 0 P I L L 0 0 0

Accessories

Locks with monitoring function

Accessories motorised locks, handle-operated IO modules

**IO-Modul N5952**

The OneSystem IO module is suitable for digital connection of OneSystem locks with Hi-O technology. The OneSystem IO module provides the connection to conventional devices, e.g. access control, on-site interlock controls or monitoring controls. To this end, it provides non-isolated inputs for external control and potential-free relay outputs for querying the function states of the locks for higher-level systems. Three inputs for external release, external monitoring contact and external voltage-based release. Two freely configurable outputs (can be assigned with the same function).

Technical attributes	
Input operating voltage	24V +20%
Max. current consumption	1 A 100% ED, 4 A max. 1 sec. 10% ED
Contact resistance per signal	0.21 Ohm
Signal transmission	5-pin
Length installation casing / mounting plate	330 mm/180 mm; 519 mm/250 mm
Width installation casing / mounting plate	24 mm/24 mm
Depth installation casing / mounting plate	17 mm, 3 mm
Material spiral hose	Stainless steel
Cycles at 180 turns	1000000

Article / Feature	Order no.
Lead cover concealed, one-sided installation casing, length 330mm, IO module on the mounting plate	N 5 9 5 2 0 0 1 4 0 0 0 S 0 0
Lead cover concealed, one-sided installation casing, length 330mm, IO module in the box	N 5 9 5 2 0 0 1 4 0 0 0 W 0 0
Lead cover concealed, one-sided installation casing, length 519mm, IO module on the mounting plate	N 5 9 5 2 0 0 2 0 0 0 0 S 0 0
Lead cover concealed, one-sided installation casing, length 519mm, IO module in the box	N 5 9 5 2 0 0 2 0 0 0 0 W 0 0

**Fire protection module 519ZBFS**

The 519ZBFS fire protection module is an external energy storage system, which is required for the use of ASSA ABLOY motorised locks or the MEDIATOR® electric strike in fire or smoke control doors. In addition to the fire protection module, with ASSA ABLOY motorised locks the N5950 IO module has to be additionally used.

An inspection authority fire detector is required for fire detection. For the mounting and quantity of the required fire detectors we recommend the guidelines from the DIBT guideline for hold open devices. In the case of smoke protection doors the fire detector must be triggered by the fire characteristic "smoke." In the event of a fire or power failure, the fire protection modules ensure that the motorised lock or the MEDIATOR® electric strike changes to locked status from whatever the status it was in and that the door can fulfil its fire safety function.

Technical attributes	
Input operating voltage	12 V DC / 24 V DC
Rated current consumption	about 50 mA
Length	98 mm
Width	88 mm
Depth	43 mm

Article / Feature	Order no.
Fire protection module	5 1 9 Z B F S - - - - - 0 0

Accessories

Locks with monitoring function

Connecting cables



Connecting cable N59550, angled connector

5-pin, for OneSystem security locks with angled connector fixed on one side. Mainly for the 5X9N and 8X9N lock series.

Technical attributes

Length	10 m
Number of wires	5 wire (0.25 mm ²)
Connecting cable diameter	5,2 mm

Article / Feature

5-pin, with one-sided right-angle plug

Order no.

N 5 9 5 5 0 0 1 0 0 0 0 0 0



Connecting cable N59551, straight connector

for OneSystem security locks with connector (straight) fixed on one side. Mainly for the N1xxx and N7xxx lock series.

Technical attributes

Length	10 m
Number of wires	5 wire (0.25 mm ²)
Connecting cable diameter	5,2 mm

Article / Feature

Connecting cable, straight connector

Order no.

N 5 9 5 5 1 0 1 0 0 0 0 0 0

Lead covers

for concealed installation, terminal/plug-in 10-pin



Lead cover 10314-11

For direct power transmission from the door frame to the door leaf. Rust-resistant, flexible metal hose. Fixing caps for mounting on door frame and door leaf.

Technical attributes	
Input operating voltage	24 V +20%
Contact resistance per signal	0.21 Ohm
Max. current consumption	1 A 100% ED, 4 A max. 1 sec. 10% ED
Area of application	Aluminium and plastic profiles
Version	Plug-in device
Variant	Without installation casing
Chamber dimension	> 16 mm
Material mounting plate / installation casing	Stainless steel
Material spiral hose	Stainless steel
Max. permissible horizontal rotation	100 mm
Length mounting plate	200 mm
Width mounting plate	24 mm
Depth mounting plate	19 mm
Installation length	340 mm
Cycles at 180 turns	1000000
Signal transmission	10-pin

Article / Feature	Order no.
Terminal/plug-in 10-pin, concealed, short, without installation casing	1 0 3 1 4 - 1 1 - - - - 0 0



Lead cover 10314-21

For direct power transmission from the door frame to the door leaf. Rust-resistant, flexible metal hose. Fixing caps for mounting on door frame and door leaf.

Technical attributes	
Input operating voltage	24 V +20%
Contact resistance per signal	0.35 Ohm
Max. current consumption	1 A 100% ED, 4 A max. 1 sec. 10% ED
Area of application	Aluminium and plastic profiles
Version	Plug-in device
Variant	Without installation casing
Chamber dimension	> 16 mm
Material mounting plate / installation casing	Stainless steel
Material spiral hose	Stainless steel
Max. permissible horizontal rotation	200 mm
Length mounting plate	200 mm
Width mounting plate	24 mm
Depth mounting plate	19 mm
Installation length	490 mm
Cycles at 180 turns	1000000
Signal transmission	10-pin

Article / Feature	Order no.
Terminal/plug-in 10-pin, concealed, long, without installation casing	1 0 3 1 4 - 2 1 - - - - 0 0

Lead covers

for concealed installation, terminal/plug-in 10-pin



Lead cover 10314-14

For direct power transmission from the door frame to the door leaf. Rust-resistant, flexible metal hose. Fixing caps for mounting on door frame and door leaf.

Technical attributes	
Input operating voltage	24 V +20%
Contact resistance per signal	0.21 Ohm
Max. current consumption	1 A 100% ED, 4 A max. 1 sec. 10% ED
Chamber dimension	> 16 mm
Installation length	340 mm
Version	Plug-in device
Variant	One-sided installation casing/ angular mounting plate
Material mounting plate / installation casing	Stainless steel
Material spiral hose	Stainless steel
Max. permissible horizontal rotation	100 mm
Length installation casing / mounting plate	330 mm / 200 mm
Width installation casing / mounting plate	24 mm / 24 mm
Depth installation casing / mounting plate	33 mm / 19 mm
Cycles at 180 turns	1000000
Signal transmission	10-pin

Article / Feature	Order no.
Terminal/plug-in 10-pin, concealed, short, installation casing on one side	1 0 3 1 4 - 1 4 - - - - 0 0



Lead cover 10314-20

Lead cover for concealed fitting
With integrated flexible cable to prevent cable breakage
Clamp/plug connector technology, 10-pin.
One-sided installation casing suitable for wood, metal and plastic profiles.
The 10313-24 accessory set with 2 curved end pieces lends itself as an accessory for the installation casing in wooden profiles

Technical attributes	
Input operating voltage	24 V +20%
Contact resistance per signal	0.35 Ohm
Max. current consumption	1 A 100% ED, 4 A max. 1 sec. 10% ED
Cycles at 180 turns	1000000
Version	Plug-in device
Variant	One-sided installation casing/ angular mounting plate
Material mounting plate / installation casing	Stainless steel
Material spiral hose	Stainless steel
Max. permissible horizontal rotation	200 mm
Length installation casing / mounting plate	519 mm / 200 mm
Width installation casing / mounting plate	24 mm / 24 mm
Depth installation casing / mounting plate	33 mm / 19 mm
Signal transmission	10-pin

Article / Feature	Order no.
Terminal/plug-in 10-pin, concealed, long, installation casing on one side	1 0 3 1 4 - 2 0 - - - - 0 0

Lead covers for concealed installation, terminal/plug-in 10-pin



Lead cover 10314-14-10

24 mm width installation casing.

Lead cover for concealed installation.

With integrated break-proof flex cable, 10-pin clamp-plug connection technology and installation casing on both sides.

Installation system for minimal room dimensions and unobstructed movement. This system is particularly suitable for door systems with reduced spacing for hinges and inside hinges.

The advantage of this installation type is being able to position the door nearly flush with the frame (<1 mm reveal when door is closed). Minimal gaps for door rotation, as with inside hinges, for instance, do not result in the door jamming.

Technical attributes	
Input operating voltage	24 V +20%
Contact resistance per signal	0.21 Ohm
Max. current consumption	1 A 100% ED, 4 A max. 1 sec. 10% ED
Version	Plug-in device
Variant	Installation casing on both sides
Material installation casing	Stainless steel
Material spiral hose	Stainless steel
Max. permissible horizontal rotation	100 mm
Length	330 mm
Width	24 mm
Depth	33 mm
Cycles at 180 turns	1000000
Application	Installation system for small chamber dimensions and collision-free movement
Signal transmission	10-pin

Article / Feature	Order no.
Terminal/plug-in 10-pin, concealed, short, installation casing on both sides	1 0 3 1 4 - 1 4 - 1 0 - - 0 0



10-pin plug-in lead cover 10314-20-20

Lead Cover for concealed fitting.

With integrated break-proof flex cable, clamp-plug connection technology and installation housing on both sides.

Installation system for minimal room dimensions and unobstructed movement. This system is particularly suitable for door systems with reduced spacing for hinges and inside hinges.

The advantage of this fitting type is being able to position the door nearly flush with the frame (<1 mm reveal when door is closed). Minimal gaps for door rotation, as with inside hinges, for instance, do not result in the door jamming.

Technical attributes	
Version	Plug-in device
Version	Switch box on both sides
Material spiral hose	Stainless steel
Material spiral hose	Stainless steel
Max. permissible horizontal rotation	200 mm
Length	519 mm
Width	24 mm
Depth	33 mm
Cycles at 180 turns	1000000
Signal transmission	10-pin

Article / Feature	Order no.
Terminal/plug-in 10-pin, concealed, long, installation casing on both sides	1 0 3 1 4 - 2 0 - 2 0 - - 0 0

Lead covers for concealed installation, terminal/plug-in 20-pin



Lead cover 10314-34

20-pin Lead cover for power transmission between frame and leaf.

Technical attributes	
Input operating voltage	24 V +20%
Max. current consumption jumper 1+2 connected	2 A 100% ED, 5 A max. 1 sec. 10% ED
Max. current consumption	1 A 100% ED, 4 A max. 1 sec. 10% ED
Contact resistance per signal	0.21 Ohm
Connecting cable	Plug-in device
Variant	One-sided installation casing/ angular mounting plate
Material mounting plate / installation casing	Stainless steel
Material spiral hose	Stainless steel
Max. permissible horizontal rotation	100 mm
Cycles at 180 turns	1000000
Length installation casing / mounting plate	330 mm / 200 mm
Width installation casing / mounting plate	24 mm / 24 mm
Depth installation casing / mounting plate	33 mm / 19 mm
Signal transmission	20-pin

Article / Feature	Order no.
Terminal/plug-in 20-pin, concealed, short, installation casing on one side	1 0 3 1 4 - 3 4 - - - - 0 0



Lead cover 10314-40

20-pin Lead cover for power transmission between frame and leaf.

Technical attributes	
Input operating voltage	24 V +20%
Max. current consumption jumper 1+2 connected	2 A 100% ED, 5 A max. 1 sec. 10% ED
Max. current consumption	1 A 100% ED, 4 A max. 1 sec. 10% ED
Contact resistance per signal	0.35 Ohm
Connecting cable	Plug-in device
Variant	One-sided installation casing/ angular mounting plate
Material mounting plate / installation casing	Stainless steel
Material spiral hose	Stainless steel
Max. permissible horizontal rotation	200 mm
Cycles at 180 turns	1000000
Length installation casing / mounting plate	519 mm / 200 mm
Width installation casing / mounting plate	24 mm / 24 mm
Depth installation casing / mounting plate	33 mm / 19 mm
Signal transmission	20-pin

Article / Feature	Order no.
Terminal/plug-in 20-pin, concealed, long, installation casing on one side	1 0 3 1 4 - 4 0 - - - - 0 0

Lead covers

for concealed installation, terminal/plug-in 20-pin



Lead cover 10314R34

20-pin Lead cover for power transmission between frame and leaf.

Technical attributes	
Input operating voltage	24 V +20%
Max. current consumption jumper 1+2 connected	2 A 100% ED, 5 A max. 1 sec. 10% ED
Max. current consumption	1 A 100% ED, 4 A max. 1 sec. 10% ED
Contact resistance per signal	0.21 Ohm
Connecting cable	Plug-in device
Variant	One-sided installation casing/ curved end mounting plate
Material mounting plate / installation casing	Stainless steel
Material spiral hose	Stainless steel
Max. permissible horizontal rotation	100 mm
Cycles at 180 turns	1000000
Length installation casing / mounting plate	330 mm / 228 mm
Width installation casing / mounting plate	24 mm / 24 mm
Depth installation casing / mounting plate	33 mm / 19 mm
Signal transmission	20-pin

Article / Feature	Order no.
Terminal/plug-in 20-pin, concealed, short, installation casing on one side with radius mounting plate	1 0 3 1 4 R 3 4 - - - - 0 0



Lead cover 10314R40

Lead cover for concealed fitting.
With integrated flexible cable to prevent cable breakage
Clamp/plug connector technology, 20-pin.
With 2 jumpers to the bridge of PIN 1+2 as well as 3+4 for increase of power load.
One-sided installation casing and curved end mounting plate suitable for wooden profiles.
The 10313-24 accessory set with 2 curved end pieces lends itself as an accessory for the installation casing in wooden profiles.

Technical attributes	
Input operating voltage	24 V +20%
Max. current consumption jumper 1+2 connected	2 A 100% ED, 5 A max. 1 sec. 10% ED
Contact resistance per signal	0.35 Ohm
Max. current consumption	1 A 100% ED, 4 A max. 1 sec. 10% ED
Connecting cable	Plug-in device
Variant	One-sided installation casing/ curved end mounting plate
Material mounting plate / installation casing	Stainless steel
Material spiral hose	Stainless steel
Max. permissible horizontal rotation	200 mm
Length installation casing / mounting plate	519 mm / 228 mm
Width installation casing / mounting plate	24 mm / 24 mm
Depth installation casing / mounting plate	33 mm / 19 mm
Cycles at 180 turns	1000000
Signal transmission	20-pin

Article / Feature	Order no.
Terminal/plug-in 20-pin, concealed, long, installation casing on one side with radius mounting plate	1 0 3 1 4 R 4 0 - - - - 0 0

Lead covers for concealed installation, terminal/plug-in 20-pin



Lead cover 10314-34-10

20-pin Lead cover for power transmission between frame and leaf.

Technical attributes	
Input operating voltage	24 V +20%
Max. current consumption jumper 1+2 connected	2 A 100% ED, 5 A max. 1 sec. 10% ED
Max. current consumption	1 A 100% ED, 4 A max. 1 sec. 10% ED
Contact resistance per signal	0.21 Ohm
Connecting cable	Plug-in device
Variant	Installation casing on both sides
Material installation casing	Stainless steel
Material spiral hose	Stainless steel
Max. permissible horizontal rotation	100 mm
Cycles at 180 turns	1000000
Length	330 mm
Width	24 mm
Depth	33 mm
Signal transmission	20-pin

Article / Feature	Order no.
Terminal/plug-in 20-pin, concealed, short, installation casing on both sides	1 0 3 1 4 - 3 4 - 1 0 - - 0 0



Lead cover 10314-40-20

20-pin Lead cover for power transmission between frame and leaf.

Technical attributes	
Input operating voltage	24 V +20%
Max. current consumption jumper 1+2 connected	2 A 100% ED, 5 A max. 1 sec. 10% ED
Max. current consumption	1 A 100% ED, 4 A max. 1 sec. 10% ED
Contact resistance per signal	0.35 Ohm
Connecting cable	Plug-in device
Variant	Installation casing on both sides
Material installation casing	Stainless steel
Material spiral hose	Stainless steel
Max. permissible horizontal rotation	200 mm
Cycles at 180 turns	1000000
Length	519 mm
Width	24 mm
Depth	33 mm
Signal transmission	20-pin

Article / Feature	Order no.
Terminal/plug-in 20-pin, concealed, long, installation casing on both sides	1 0 3 1 4 - 4 0 - 2 0 - - 0 0

Lead covers

for concealed installation, terminal/plug-in 20-pin



Lead cover 10314-31
20-pin Lead cover for power transmission between frame and leaf

Technical attributes	
Input operating voltage	24 V +20%
Max. current consumption jumper 1+2 connected	2 A 100% ED, 5 A max. 1 sec. 10% ED
Max. current consumption	1 A 100% ED, 4 A max. 1 sec. 10% ED
Contact resistance per signal	0.21 Ohm
Connecting cable	Plug-in device
Variant	Without installation casing
Chamber dimension	> 16 mm
Material mounting plate / installation casing	Stainless steel
Material spiral hose	Stainless steel
Max. permissible horizontal rotation	100 mm
Cycles at 180 turns	1000000
Length mounting plate	200 mm
Width mounting plate	24 mm
Depth mounting plate	19 mm
Installation length	340 mm
Signal transmission	20-pin

Article / Feature	Order no.
Terminal/plug-in 20-pin, concealed, short, without installation casing	1 0 3 1 4 - 3 1 - - - - 0 0



Lead cover 10314-41
20-pin Lead cover for power transmission between frame and leaf

Technical attributes	
Input operating voltage	24 V +20%
Max. current consumption jumper 1+2 connected	2 A 100% ED, 5 A max. 1 sec. 10% ED
Max. current consumption	1 A 100% ED, 4 A max. 1 sec. 10% ED
Contact resistance per signal	0.35 Ohm
Connecting cable	Plug-in device
Variant	Without installation casing
Chamber dimension	> 16 mm
Material mounting plate / installation casing	Stainless steel
Material spiral hose	Stainless steel
Max. permissible horizontal rotation	200 mm
Cycles at 180 turns	1000000
Length mounting plate	200 mm
Width mounting plate	24 mm
Depth mounting plate	19 mm
Installation length	490 mm
Signal transmission	20-pin

Article / Feature	Order no.
Terminal/plug-in 20-pin, concealed, long, without installation casing	1 0 3 1 4 - 4 1 - - - - 0 0

The OneSystem monitoring functions for electro-mechanical project locks

The electro-mechanical monitoring functions (ELMECH in short) can be optionally integrated in panic locks. They are suitable for use on both the inactive leaf and the active leaf. They transmit the door activities in real time and therefore make a major

contribution to security in buildings of any size. The multifunctional properties of these locks are particularly well suited for use on doors in escape and rescue routes.

Easy installation thanks to uniform dimensions. The monitoring functions of the wide style version are completely integrated in the lock.




Latch monitoring
= door closed

Follower > 5° operated

Bolt monitoring
= door locked

The ASSA ABLOY Hi-O protocol is a standardised solution that enables easier communication between electronic door components




Outside handle > 5° operated

Inside handle > 5° operated

Outside handle coupled
= on/off

Bolt monitoring
= unlocked/locked

Cylinder monitoring



System components for OneSystem solutions – all door functions

The handle-controlled OneSystem locks and OneSystem motorised locks can be used with or without IO module depending on requirements. Without the IO module, the locks can easily be controlled directly with a potential-free contact (e.g. EAC system, button, etc.). With the IO module, it opens up the entire spectrum of connection options and functions for the user. The OneSystem IO modules N5950/N5951/ N5952 serve as an interface between


locks with Hi-O technology and conventional devices such as on-site interlock controls, swing door drives, fire alarm systems, access control or monitoring controls. The simplified 4-wire connection makes planning and installation easier. Depending on the IO module, various control inputs and potential-free relay or open collector outputs are provided to query the status of the locks or the door.

System structure without IO module:

- 1x OneSystem lock
- 1x power supply
- 1x connection cable
- 1x lead cover
- 1x potential-free contact (e.g. EAC system, button, etc.)

System structure with IO module:

- 1x OneSystem lock
- 1x IO module
- 1x power supply
- 1x connection cable
- 1x lead cover (not with IO module N5952)

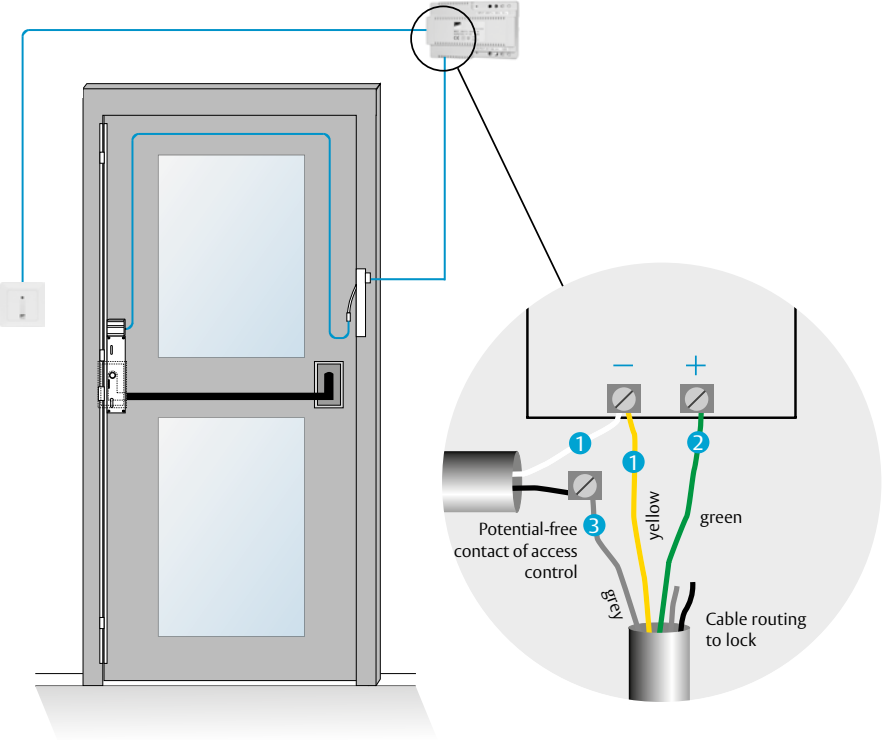


System diagram and components for simple connection technology without IO module single-leaf door



Easy-to-install connection technology
to achieve the main function (unlocking) via control button, access control or building management system, only the +/- voltage supply (green/yellow) and control via signal (grey) must be connected.

Components	Order No.
Power supply (509N/519N)	1 0 0 3 - 2 4 - 4 - - - 1 0
Power supply(N76xx/N79xx/809N/819N)	1 0 0 3 - 2 4 - 1 - - - 1 0
Concealed lead cover	1 0 3 1 4 - 1 4 - - - - 0 0
Connection cable 509N/519N/809N/819N	N 5 9 5 5 0 0 1 0 0 0 0 0 0
Connection cable N76xx/N79xx	N 5 9 5 5 1 0 1 0 0 0 0 0 0
Control buttons, access control or building technology	on request or on-site



Functions / possibilities

OneSystem locks	Power supply 12 – 24 V DC	Release / unlocking
N76xx	•	•
N79xx	•	•
809N / 819N	•	•
509N / 519N	•*	•

* Only 24 V DC

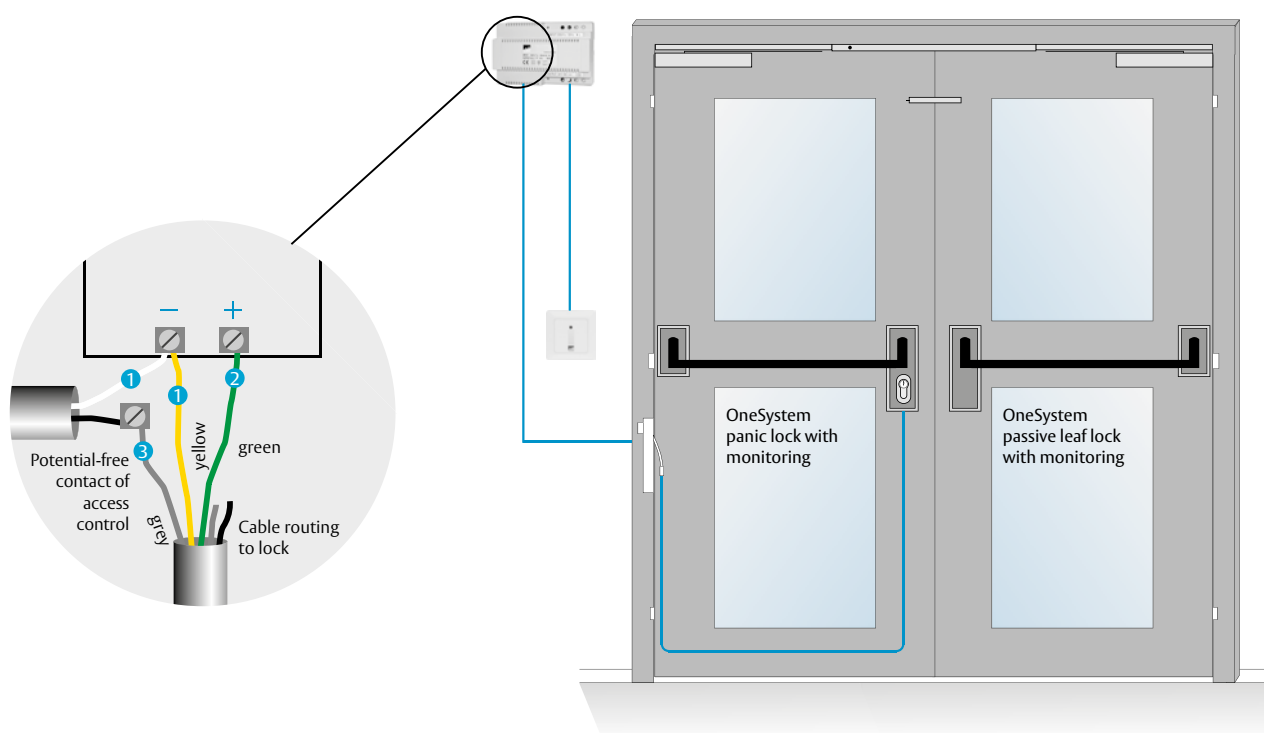
System diagram and components for simple connection technology without IO module double-leaf door



Easy-to-install connection technology

to achieve the main function (unlocking) via control button, access control or building management system, only the +/- voltage supply (green/yellow) and control via signal (grey) must be connected.

Components	Order No.
Power supply (N76xx/N79xx)	1 0 0 3 - 2 4 - 1 - - - 1 0
Concealed lead cover	1 0 3 1 4 - 1 4 - - - - 0 0
Connection cable N76xx/N79xx	N 5 9 5 5 1 0 1 0 0 0 0 0 0
Control buttons, access control or building technology	on request or on-site



Functions / possibilities

OneSystem locks	Voltage supply 12 – 24 V DC	Release / unlocking
N76xx	•	•
N79xx	•	•

System components

connection technology with IO module N5950
single-leaf door

Model 5950

The OneSystem IO module N5950 offers:

- 4 non-isolated digital inputs
- 8 relay outputs with changeover contacts
 - for status queries, e.g. lock locked
 - for controlling external devices, e.g. a swing door drive

Components	Order No.	Accessories	Order No.
Power supply (509N/519N)	1 0 0 3 - 2 4 - 4 - - - 1 0	Fire protection module*	5 1 9 Z B F S - - - - - 0 0
Power supply (N11xx / N16xx / N75xx / N76xx / N77xx / N79xx / N1420 / N1920 / N1930 / 809N/819N)	1 0 0 3 - 2 4 - 1 - - - - 1 0	Smoke detector activation device*	D C R Z 1 0 0 - - - - - 0 0
Concealed lead cover	1 0 3 1 4 - 1 4 - - - - 0 0	Door contact, optional	1 0 4 0 5 . 1 1 R - - - - 0 0
Connection cable (509N / 519N / 809N / 819N)	N 5 9 5 5 0 0 1 0 0 0 0 0 0	Control buttons, access control or building technology (N76xx / N79xx / 809N / 819N / 509N / 519N)	on request or on-site
Connection cable (N11xx / N16xx / N75xx / N76xx / N77xx / N79xx / N1420 / N1920 / N1930)	N 5 9 5 5 1 0 1 0 0 0 0 0 0		
IO module*	N 5 9 5 0 0 0 0 0 0 0 0 0 0		

* Note on the use of models 509N/519N: If installed in a fire or smoke protection door, the IO module 519ZBFS must be used in combination with a smoke detector approved by the building authorities.

Inputs, 4 x

IO module N5950	Power supply 12 – 24 V DC	External door contact	Release / unlocking	SD / FAS	Central locking	Fire protection module
OneSystem locks						
N11xx / N16xx	•	•				
N1420 / N1920	•	•				
N75xx	•	•				
N76xx	•	•	•		•	
N77xx / N78xx	•	•				
N79xx	•	•	•		•	
N1930	•	•				
809N / 819N	•	•	•		•	
509N / 519N	• *	•	•	•	•	• *

* Only 24 V DC

Outputs, 8 x potential-free*¹

IO module N5950	Door OPEN/ CLOSED	Lock LOCKED	Lock UNLOCKED	Inside handle ACTUATED	Outside handle ACTUATED	Outside handle ENGAGED	Activation revolving door drive	Cylinders ACTUATED	FAS	Fault / alarm
OneSystem locks										
N11xx / N16xx		•	•	•	• *	• *		•		
N1420 / N1320	•	•	•	•						
N75xx		•		•	• *	• *		•		
N76xx		•		•	•	•		•		
N77xx / N78xx		•		•	• *	• *		•		
N79xx		•		•	•	•		•		
N1930	•	•		•						
809N / 819N	•	•	•	•	•	•		•		•
509N / 519N	•	•	•	•			•	•	•	•

* Not possible with locks with panic function E.

*¹ Function/option depending on setting/configuration

System components

connection technology with IO module N5950
double-leaf door

Model 5950

The OneSystem IO module N5950 offers:

- 4 non-isolated digital inputs
- 8 relay outputs with changeover contacts
 - for status queries, e.g. lock locked
 - for controlling external devices

Components	Order No.
Power supply (N11xx / N16xx / N75xx / N76xx / N77xx / N79xx / N1420 / N1920 / N1930)	1 0 0 3 - 2 4 - 1 - - - - 1 0
Concealed lead cover	1 0 3 1 4 - 1 4 - - - - 0 0
Connection cable (N11xx / N16xx / N75xx / N76xx / N77xx / N79xx / N1420 / N1920 / N1930)	N 5 9 5 5 1 0 1 0 0 0 0 0 0
IO module	N 5 9 5 0 0 0 0 0 0 0 0 0 0

Accessories	Order No.
Door contact, optional	1 0 4 0 5 . 1 1 R - - - - 0 0
Control buttons, access control or building technology (N76xx / N79xx)	on request or on-site

Inputs, 4 x

IO module N5950	Power supply 12 – 24 V DC	External door contact	Release / unlocking	SD / FAS	Central locking	Fire protection module
OneSystem locks						
N11xx / N16xx	•	•				
N1420 / N1920	•	•				
N75xx	•	•				
N76xx	•	•	•		•	
N77xx / N78xx	•	•				
N79xx	•	•	•		•	
N1930	•	•				

Outputs, 8 x potential-free*1

IO module N5950	Door OPEN/ CLOSED	Lock LOCKED	Lock UNLOCKED	Inside handle ACTUATED	Outside handle ACTUATED	Outside handle ENGAGED	Activation revolving door drive	Cylinder ACTUATED	FAS	Fault / alarm
OneSystem locks										
N11xx / N16xx		•	•	•	•*	•*		•		
N1420 / N1920	•	•	•	•						
N75xx		•		•	•*	•*		•		
N76xx		•		•	•	•		•		
N77xx / N78xx		•		•	•*	•*		•		
N79xx		•		•	•	•		•		
N1930	•	•		•						

* Not possible with locks with panic function E.

*1 Function/option depending on setting/configuration

System components

connection technology with IO module N5951
single-leaf door

Model 5951

The OneSystem IO module N5951 offers:

- 4 non-isolated digital inputs
- 2 potential-free relay outputs
- 4 non-isolated open collector outputs
- 1 rotary switch for the configuration of the output assignment

Components	Order No.	Accessories	Order No.
Power supply (509N / 519N)	1 0 0 3 - 2 4 - 4 - - - 1 0	Fire protection module*	5 1 9 Z B F S - - - - - 0 0
Powers supply (N11xx / N16xx / N75xx / N76xx / N77xx / N79xx / N1420 / N1920 / N1930 / 809N / 819N)	1 0 0 3 - 2 4 - 1 - - - 1 0	Smoke detector activation device*	D C R Z 1 0 0 - - - - - 0 0
Concealed lead cover	1 0 3 1 4 - 1 4 - - - - 0 0	Door contact, optional	1 0 4 0 5 . 1 1 R - - - - 0 0
Connection cable (509N / 519N / 809N / 819N)	N 5 9 5 5 0 0 1 0 0 0 0 0 0	Control buttons, access control or building technology (N76xx / N79xx / 809N / 819N / 509N / 519N)	on request or on-site
Connection cable (N11xx / N16xx / N75xx / N76xx / N77xx / N79xx / N1420 / N1920 / N1930)	N 5 9 5 5 1 0 1 0 0 0 0 0 0		
IO module*	N 5 9 5 1 0 0 P I L L 0 0 0		

* Note on the use of models 509N/519N: If installed in a fire or smoke protection door, the IO module 519ZBFS must be used in combination with a smoke detector approved by the building authorities.

Inputs, 4 x *1

IO module N5951	Power supply 12 – 24 V DC	External door contact	Release / unlocking	SD / FAS	Central locking	Fire protection module
OneSystem locks						
N11xx / N16xx	•	•				
N1420 / N1920	•	•				
N75xx	•	•				
N76xx	•	•	•		•	
N77xx / N78xx	•	•				
N79xx	•	•	•		•	
N1930	•	•				
809N / 819N	•	•	•		•	
509N / 519N	•*	•	•	•	•	•

*1 Function/option depending on setting/configuration * Only 24 V DC

Outputs, 6 x potential-free (2 x potential-free, 4 x open collector)

IO module N5951	Door OPEN/ CLOSED	Lock LOCKED	Lock UNLOCKED	Inside handle ACTUATED	Outside handle ACTUATED	Outside handle ENGAGED	Activation revolving door drive	Cylinder ACTUATED	FAS	Fault / alarm
OneSystem locks										
N11xx / N16xx		•	•	•	•*	•*		•		
N1420 / N1920	•	•	•	•						
N75xx		•		•	•*	•*		•		
N76xx		•		•	•	•		•		
N77xx / N78xx		•		•	•*	•*		•		
N79xx		•		•	•	•		•		
N1930	•	•		•						
809N / 819N	•	•	•	•	•	•		•		
509N / 519N	•	•	•	•			•	•	•	

* Not possible with locks with panic function E.

System components

connection technology with I/O module N5951
double leaf door

Model 5951

The OneSystem IO module N5951 offers:

- 4 non-isolated digital inputs
- 2 potential-free relay outputs
- 4 non-isolated open collector outputs
- 1 rotary switch for the configuration of the output assignment

Components	Order No.
Power supply (N11xx / N16xx / N75xx / N76xx / N77xx / N79xx / N1420 / N1920 / N1930)	1 0 0 3 - 2 4 - 1 - - - - 1 0
Concealed lead cover	1 0 3 1 4 - 1 4 - - - - 0 0
Connection cable (N11xx / N16xx / N75xx / N76xx / N77xx / N79xx / N1420 / N1920 / N1930)	N 5 9 5 5 1 0 1 0 0 0 0 0 0
IO module	N 5 9 5 1 0 0 P I L L 0 0 0

Accessories	Order No.
Door contact, optional	1 0 4 0 5 . 1 1 R - - - - 0 0
Control buttons, access control or building technology (N76xx / N79xx)	on request or on-site

Inputs, 4 x ^{*1}

IO module N5951	Power supply 12 – 24 V DC	External door contact	Release / unlocking	SD / FAS	Central locking	Fire protection module
OneSystem locks						
N11xx / N16xx	•	•				
N1420 / N1920	•	•				
N75xx	•	•				
N76xx	•	•	•		•	
N77xx / N78xx	•	•				
N79xx	•	•	•		•	
N1930	•	•				

^{*1} Function/option depending on setting/configuration

Outputs, 6 x potential-free (2 x potential-free, 4 x open collector)

IO module N5951	Door OPEN/ CLOSED	Lock LOCKED	Lock UNLOCKED	Inside handle ACTUATED	Outside handle ACTUATED	Outside handle ENGAGED	Actuation revolving door drive	Cylinders ACTUATED	FAS	Fault / alarm
OneSystem locks										
N11xx / N16xx		•	•	•	•*	•*		•		
N1420 / N1920	•	•	•	•						
N75xx		•		•	•*	•*		•		
N76xx		•		•	•	•		•		
N77xx / N78xx		•		•	•*	•*		•		
N79xx		•		•	•	•		•		
N1930	•	•		•						

* Not possible with locks with panic function E.

System components

connection technology with IO module N5952

single-leaf door



Model 5952

The OneSystem IO module N5952 offers:

- 2 non-isolated digital inputs
- 2 potential-free relay outputs
- 1 rotary switch for the configuration of the output assignment

Components	Order No.
Power supply (509N / 519N)	1 0 0 3 - 2 4 - 4 - - - 1 0
Powers supply (N11xx / N16xx / N75xx / N76xx / N77xx / N79xx / N1420 / N1920 / N1930 / 809N / 819N)	1 0 0 3 - 2 4 - 1 - - - 1 0
Connection cable (509N / 519N / 809N / 819N)	N 5 9 5 5 0 0 1 0 0 0 0 0 0
Connection cable (N11xx / N16xx / N75xx / N76xx / N77xx / N79xx / N1420 / N1920 / N1930)	N 5 9 5 5 1 0 1 0 0 0 0 0 0
Lead cover concealed, one-sided switch box, length 330mm, IO module on the mounting plate	N 5 9 5 2 0 0 1 4 0 0 0 5 0 0
Lead cover concealed, one-sided switch box, length 330mm, IO module in the box	N 5 9 5 2 0 0 1 4 0 0 0 W 0 0
Lead cover concealed, one-sided switch box, length 519mm, IO module on the mounting plate	N 5 9 5 2 0 0 2 0 0 0 0 5 0 0
Lead cover concealed, one-sided switch box, length 519mm, IO module in the box	N 5 9 5 2 0 0 2 0 0 0 0 W 0 0

Accessories	Order No.
Door contact, optional	1 0 4 0 5 . 1 1 R - - - 0 0
Control buttons, access control or building technology (N76xx / N79xx / 809N / 819N / 509N / 519N)	on request or on-site

Inputs, 2 x *1

IO module N5952	Power supply 12 – 24 V DC	External door contact	Release / unlocking	SD / FAS	Central locking	Fire protection module
OneSystem locks						
N11xx / N16xx	•	•				
N1420 / N1920	•	•				
N75xx	•	•				
N76xx	•	•	•		•	
N77xx / N78xx	•	•				
N79xx	•	•	•		•	
N1930	•	•				
809N / 819N	•	•	•		•	
509N / 519N	•*	•	•		•	

*1 Function/option depending on setting/configuration * Only 24 V DC

Outputs, 2 x potential-free *1

IO module N5952	Door OPEN/ CLOSED	Lock LOCKED	Lock UNLOCKED	Inside handle ACTUATED	Outside handle ACTUATED	Outside handle ENGAGED	Activation revolving door drive	Cylinder ACTUATED	FAS	Fault / alarm
OneSystem locks										
N11xx / N16xx		•	•	•	•*	•*		•		
N1420 / N1920	•	•	•	•						
N75xx		•		•	•*	•*		•		
N76xx		•		•	•	•		•		
N77xx / N78xx		•		•	•*	•*		•		
N79xx		•		•	•	•		•		
N1930	•	•		•						
809N / 819N	•	•	•	•	•	•		•		•
509N / 519N	•	•	•	•			•	•		•

* Not possible with locks with panic function E

*1 Function/option depending on setting/configuration

System components

connection technology with IO module N5952
double leaf door

Model 5952

The OneSystem IO module N5952 offers:

- 2 non-isolated digital inputs
- 2 potential-free relay outputs
- 1 rotary switch for the configuration of the output assignment

Components	Order No.
Power supply (N11xx / N16xx / N75xx / N76xx / N77xx / N79xx / N1420 / N1920 / N1930)	1 0 0 3 - 2 4 - 1 - - - - 1 0
Connection cable (N11xx / N16xx / N75xx / N76xx / N77xx / N79xx / N1420 / N1920 / N1930)	N 5 9 5 5 1 0 1 0 0 0 0 0 0 0
Lead cover concealed, one-sided switch box, length 330mm, IO module on the mounting plate	N 5 9 5 2 0 0 1 4 0 0 0 5 0 0
Lead cover concealed, one-sided switch box, length 330mm, IO module in the box	N 5 9 5 2 0 0 1 4 0 0 0 W 0 0
Lead cover concealed, one-sided switch box, length 519mm, IO module on the mounting plate	N 5 9 5 2 0 0 2 0 0 0 0 5 0 0
Lead cover concealed, one-sided switch box, length 519mm, IO module in the box	N 5 9 5 2 0 0 2 0 0 0 0 W 0 0

Accessories	Order No.
Door contact, optional	1 0 4 0 5 . 1 1 R - - - - 0 0
Control buttons, access control or building technology (N76xx / N79xx / 809N / 819N / 509N / 519N)	on request or on-site

Inputs, 2 x *¹

IO module N5952	Power supply 12 – 24 V DC	External door contact	Release / unlock- ing	SD / FAS	Central locking	Fire protection module
OneSystem locks						
N11xx / N16xx	•	•				
N1420 / N1920	•	•				
N75xx	•	•				
N76xx	•	•	•		•	
N77xx / N78xx	•	•				
N79xx	•	•	•		•	
N1930	•	•				

*¹ Function/option depending on setting/configuration

Outputs, 2 x potential-free *¹

IO module N5952	Door OPEN/ CLOSED	Lock LOCKED	Lock UNLOCKED	Inside handle ACTUATED	Outside handle ACTUATED	Outside handle ENGAGED	Activation revolving door drive	Cylinder ACTUATED	FAS	Fault / alarm
OneSystem locks										
N11xx / N16xx		•	•	•	•*	•*		•		
N1420 / N1920	•	•	•	•						
N75xx		•		•	•*	•*		•		
N76xx		•		•	•	•		•		
N77xx / N78xx		•		•	•*	•*		•		
N79xx		•		•	•	•		•		
N1930	•	•		•						

* Not possible with locks with panic function E


*¹ Function/option depending on setting/configuration

The OneSystem panic functions optimised for escape and rescue routes

In an emergency, a functional and quick means of escape can save lives. If dangerous situations occur due to out-of-control crowds of people, smoke or fire, people often panic. In cases like these, locked doors

can quickly become insurmountable obstacles, this is why we have the so-called panic functions for mortise locks, which differ in a variety of features and ensure that people can exit via the escape route at all times.

Panic side



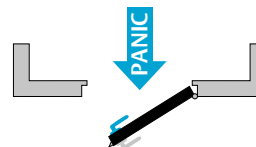
Operated side

Panic function B – changeover function


With panic function B, the door is fitted with a handle on the outside and a handle or a touch bar/push bar on the panic side. The inside handle is always engaged and the door is always passable in the direction of escape. The handle on the side against the direction of escape can be permanently engaged or disengaged via the profile cylinder depending on the requirements. This solution is particularly suited for doors that must occasionally grant access from the outside via the handle.

Area of use:

- Administration and office buildings
- Retirement homes and nursing homes
- Side entrance doors
- Nurseries, schools and hotels



Panic side



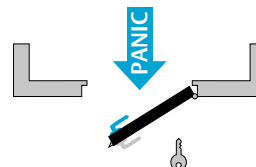
Operated side

Panic function C – forced locking function

While the handle on the inside or the touch bar/push bar has a traditional panic function and can be actuated at any time, the handle on the outside is disengaged as standard (idle function). The door can only be opened with a key. To engage the outside handle, the key is turned in the opening direction to the stop. When the key is removed, the outside handle returns to idle state. This solution is particularly suited for doors that should only be opened by authorised people with a key.

Area of use:

- Administration and office buildings
- Senior citizens' homes
- Side entrance doors
- Nurseries, schools and hotels



The OneSystem panic functions: optimized for escape and rescue routes

Panic side



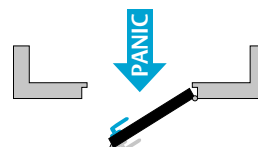
Operated side

Panic function D – access function

Panic function D is suitable for escape doors that are not used during day-to-day operations. With a traditional panic actuation from the inside, the door is opened and the outside handle is also engaged. This means that the door is not a barrier when leaving or entering the building. The fire service does not need to use special measures to enter the building and can use the door as access. The original function can be restored with a key. Coupling takes place mechanically via a two-piece follower.

Area of use:

- Administration and office buildings
- Senior citizens' homes
- Side entrance doors
- Nurseries, schools and hotels



Panic side



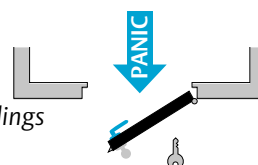
Operated side

Panic function E – reversing function

Panic function E is particularly suited for doors in buildings that must grant access to a defined group of people. A knob is mounted on the outside, i.e. the door can only be opened with a key. On the inside, the door has the traditional panic function via the handle or the touch bar/push bar, which means that the door can be opened in the direction of escape at any time.

Area of use:

- Boiler rooms
- Lift systems
- Underground car parks and multi-storey car parks
- Warehouses and commercial buildings
- Main entrance doors in blocks of flats and apartment buildings



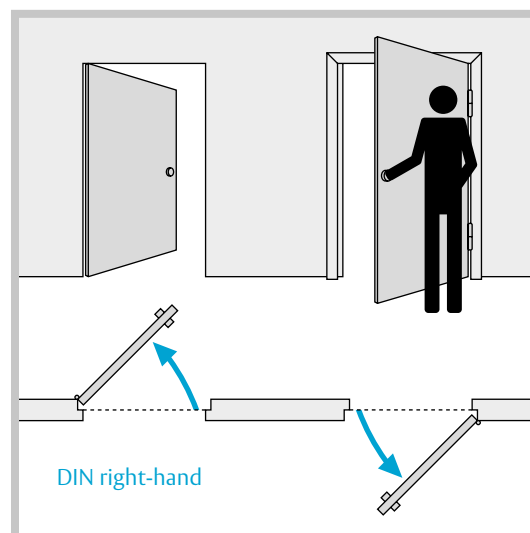
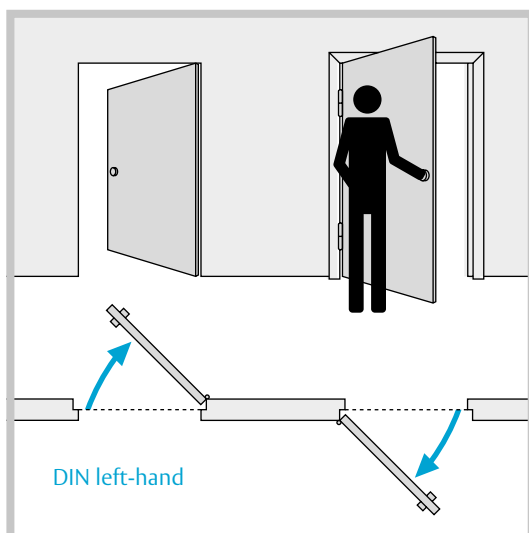
DIN direction information for single-leaf and double-leaf doors

The opening direction of a door defines the type of fittings. The following graphic representation shows the direction designations in accordance with DIN. The active door leaf is particularly important when determining the direction for double-leaf doors. As with single-leaf doors, the side of the door on which

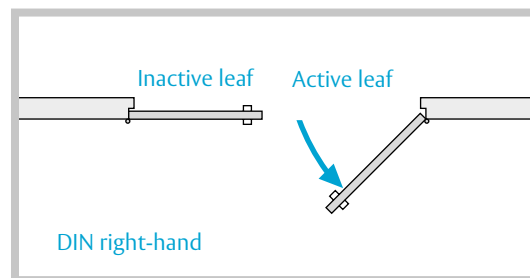
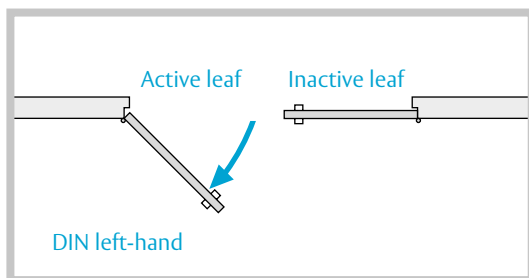
the hinges are visible is used as the basis here.

The accessories for the inactive leaf are based on the direction of the active leaf. Escape doors are subject to extensive building regulations, which specify that the doors may only open in the direction of escape.

Look at the door from the side on which the hinges are visible. This is the side towards which the door is opened.



For double-leaf doors, the DIN direction of the active leaf is decisive.



How you benefit from our customer services easy handling in every respect

The main factors in ensuring competitiveness especially in the door industry are:

- Reliable logistics
- Flexible production
- Short delivery periods

ASSA ABLOY's customer service will help the manufacturer to ensure that these aspects are implemented to an optimum extent. Ranging from consultancy services and order placement through to delivery and comprehensive after-sales care, these services aim to provide you with planning reliability for a production process which is as easy, flexible and fast as possible.

The hardware wholesalers and manufacturers also benefit from our customer service. The clear program structure offers high potential for optimised stock keeping. In addition, comprehensive consultation and support from the planning to the mounting and commissioning, as well as precisely tailored training offers are available.

In addition we offer you an e-learning portal that is continuously supplied with new modules:

www.assaabloyopeningsolutions.de/academy

Besides attendance seminars for the product portfolio or for single product ranges you can pass here as well extensive basic seminars and trainings.

Customer service also includes ASSA ABLOY Partner Service in the following areas:

- Packaging
- Customer-specific variants
- Approvals
- Training

The centrepiece in our customer service:

Test the configurator on www.assaabloyopeningsolutions.de/configurator

The system configurator provides you with an easily and clearly arranged info system, resulting in an uncomplicated order process. You start your enquiry according to the desired requirement, by means of the product name or article number and the system configurator processes this information. Each time that you enter further specific requirements, it provides you with suitable suggestions for a solution, including all relevant product information.

ASSA ABLOY makes it easy to obtain information and place orders in a clearly arranged way.



The ASSA ABLOY test laboratory

from design to quality inspection – everything from a single source

Tests for conformity assessment are carried out at the Albstadt site in the factory test laboratory. For this purpose, the laboratory was audited by the Materials Testing Office North Rhine-Westphalia (MPA).

New products that meet European standards, such as panic door locks or electric strikes and locks that meet fire safety requirements, can thus pass the necessary conformity assessment tests directly at ASSA ABLOY. The test laboratory is also used for initial tests for products without safety requirements as well as for

recurring tests of existing products. With extensive in-house testing expertise, quality assurance is guaranteed for all products.

In addition, we also use our in-house testing capabilities to submit some locking solutions to stricter checks than legally required. For example, some variants of the OneSystem locks have been tested with 1 million test cycles instead of the 200,000 cycles stipulated in the standard, thus proving their durability.



The comprehensive in-house testing competence ensures product quality assurance.



Also in future we comply with the requirements for further technical development and innovation. That's why we reserve the right for changes in construction. Even illustrations could differ from real products in individual cases.

Despite greatest care printing errors or mistakes could occur.

ASSA ABLOY assumes no liability for this and does not enter into a commitment.

All printed safety regulations without engagement.

The ASSA ABLOY Group is the global leader
in access solutions. Every day we help
people feel safe, secure and experience
a more open world.

ASSA ABLOY
Opening Solutions

ASSA ABLOY
Sicherheitstechnik GmbH
Bildstockstraße 20
72458 Albstadt
GERMANY
Tel. +49 7431 123-700
Fax +49 7431 123 258
albstadt@assaabloy.com
www.assaabloyopeningsolutions.de

Abloy UK
Portobello Works
School Street
WV13 3PW
ENGLAND
Tel. +44 1901 364500
www.abloy.co.uk