

## EVOLVE 80 SIM

Automated system simultaneous action for husky sliding door system. Max 80kg

### APPLICATION

- For timber and glass doors
- Automation can be added to most common installations including soffit and face fix
- Applications on timber, composite and metal doors to 40kg each leaf
- Designed for quick and easy installation and commission
- Convenient operation with Obstacle detection and safety low voltage
- A wide range of wired and wireless accessories to enhance the operation of the unit

### GEAR SPECIFICATION

Kit	Timber	Glass
	HESIM/4000	H10/ESIM/4000 H12/ESIM/4000
Track - anodised aluminium		
4 Wheel Hangers	284	284
Floor guide	102N	8-12/SN
Track stop	287	287
Face fix brackets	281A & 281AX	281A & 281AX

### DOOR SPECIFICATION

Track System	Evolve 80 SIM	
For Individual Doors Leaves:		
Maximum Leaf weight (per leaf)	40kg	40kg
Door thickness	30-50mm	10 or 12mm only
Door material	Timber	Toughened glass only
Maximum leaf width	1100mm	1000mm
Minimum leaf width	750mm	868mm

### STANDARD SETS AND PACK

Set comprises of drive unit, tension wheel, drive belt, clutch, power unit, manual transmitter, 4000mm track (H280A), 4 hangers (H284), 2 floor guides (H102N), 2 stops (H287) and face fix brackets (H281A and H281AX).

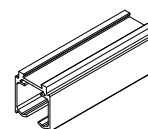
<b>Set No.</b>	<b>HE80/20UK</b>
Simultaneous Action Kit	<b>HSIM</b>

### DRIVE UNIT SPECIFICATION

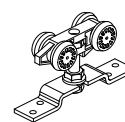
<b>Drive rating</b>	50W
<b>Operation voltage</b>	24VDC safety low voltage via an external power unit protection class IP55
<b>Maximum operating speed</b>	Approximately 0.3m/ per second, variable
<b>Running performance</b>	Soft start and soft stop adjustable
<b>Safety functions</b>	Obstacle detection in both directions and can be decoupled from clutch base on top of the door
<b>Options</b>	Automatic closing with adjustable timed intervals

### Optional Accessories

Rocker Switch	<b>HES/WF</b>	Flush white
	<b>HES/AF</b>	Flush aluminium
	<b>HES/WB</b>	Surface mount white
Radar Motion Detector	<b>HER/W</b>	White finish sensor
	<b>HER/S</b>	Aluminium finish sensor
	<b>HER/B</b>	Black finish sensor
Remote Transmitter	<b>HRS/1</b>	1 channel
	<b>HRS/4</b>	4 channel
Fascia	<b>HF128ESIM</b>	Soffit fix fascia
	<b>HF140ESM</b>	Face fix fascia



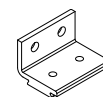
H280A - Track



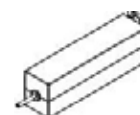
H284 - Hanger



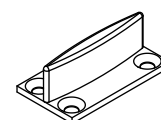
H281A - Bracket



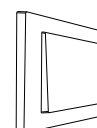
H281AX - Bracket



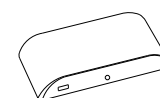
Drive Unit



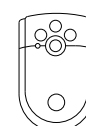
H102N - Floor Guide



Rocker Switch



Radar Motion Detector



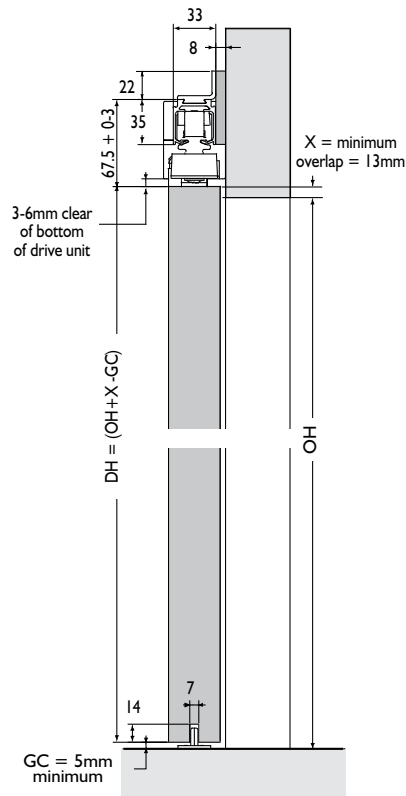
Remote Transmitter



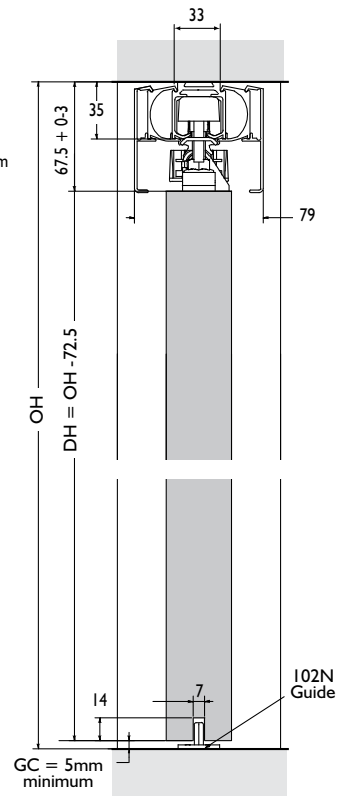
HF140ESM - Fascia

HENDERSON

## Timber Face Fix

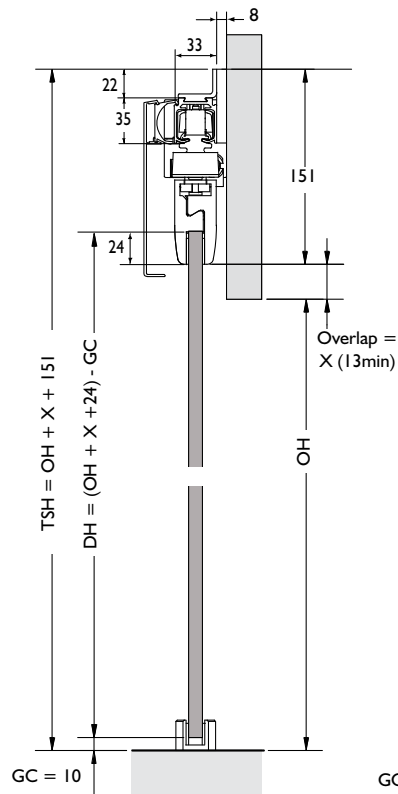


## Timber Soffit Fix



## Glass Face Fix

Endcaps not available



## Glass Soffit Fix

