Escape route technology from effeff





ePED® display door terminal

effeff
ASSA ABLOY

The design-oriented escape door terminal

Experience a safer
and more open world

The 5-in-1 solution: the ePED® terminal impresses with its innovative operating concept.



Emergency button, key switch, information sign, display of the optional time delay and configuration tool in a single device.

ePED®
Ground-breaking design for escape route technology

The ePED® display door terminal combines all control elements behind a single, small display, operated using a convenient touch screen.



ePED® display door terminal
The first escape door system with a display on the terminal that can do everything a “normal” escape route terminal can do and much more.

More design
The new terminal impresses with its innovative operating concept. The door status (open, locked) is clearly visible through the illuminated LED frame.

More information
All relevant information can be read directly from the LED display: door status, door configuration, firmware version, maintenance information.
As usual, functions such as short-term release, release and reset can be operated on the terminal.

More integration
The up to 4 individual modules of classic emergency exit door control terminals are integrated into one product: key switch, emergency-open, illuminated pictogram and display of time delay. The effort for installation and commissioning is greatly reduced, since no individual modules of a terminal have to be mounted and wired. Thanks to Hi-O bus technology, integration into the door technology is extremely easy.

More future
The ePED® display door terminal has been tested in accordance with EltVTR and the EN 13637:2015 standard and offers the option of local or central time delay after pressing the emergency button*.

*Approval by the competent building authority required

ePED®
means electrically controlled Panic Exit Device

With the ePED® display door terminal, ASSA ABLOY offers architects and contractors an elegant, yet ultramodern solution for escape door control.



Benefits at a glance:

- *Innovative terminal with integrated touch display*
- *Setup and configuration via integrated display:*
  - No separate software required
  - Integrated installation assistant
- *Replace 4 individual modules with one device: key switch, emergency exit, illuminated pictogram and time delay display*
- *Less wiring work*
- *Monitoring of the door release interval*
- *Interconnection with fire alarm system*
- *Easy integration into the door system thanks to Hi-O bus*
- *Time-delayed release on emergency switch activation (optional)*

ePED® technology

Versatile in its use and developed to meet all standards

Reliable and secure with versatile functions and compliance with standards such as EN 13637 as a self-contained, all-inclusive solution – ePED® makes it all possible!





Areas of use

The ePED® display terminal, in combination with the tested locking elements from ASSA ABLOY, ensures that people can escape safely in an emergency and protects doors from unauthorised use. It combines the advantages of classic surface-mounted terminals and flush-mounted terminals in a single device.
It optionally offers the possibility of local or central time delay in accordance with EN 13637:2015.
For this optional function, which deviates from the EltVTR, approval from the relevant building authority is required under German building law.

Suitable for:

- Nurseries
- Public buildings
- Event venues
- Dementia wards in care homes
- Hospitals
- Local authorities
- Production facilities
- Retail outlets
- Department stores and more

Compliant with all current standards

The ePED® display door terminal has been tested in accordance with EltVTR and the new standard EN 13637:2015.

With certification in accordance with the German guideline for electrical locking systems for doors along escape routes (EltVTR), the ePED® fulfils building code requirements in Germany and offers maximum security in dangerous situations.

The additional test according to DIN EN 13637: 2015 fulfils the European requirements and offers new possibilities for a safety concept in buildings.

The pioneering difference

Modern design and state of the art operation

The first escape door system with a display on the terminal can do everything a “normal” escape route terminal can do and much more.

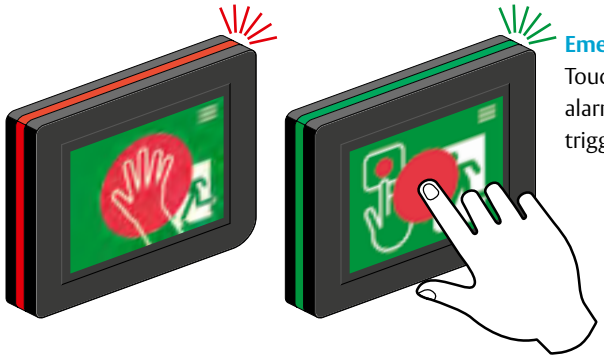

Emergency switching function
Touching the red surface initiates the release and a pre-alarm is triggered. The emergency switching function is triggered if the display is pressed completely.

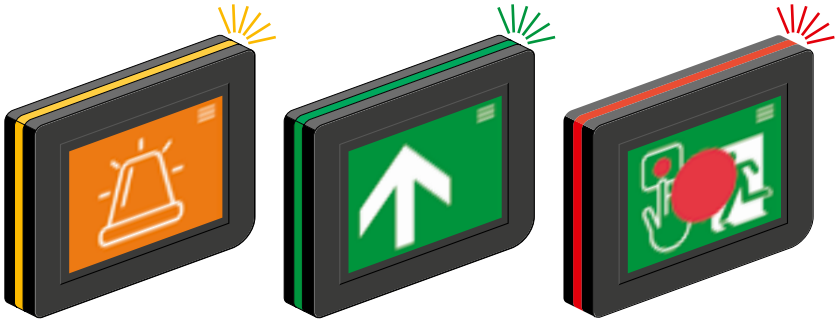

Illuminated ring with status display
The integrated illuminated ring shows the current status of the escape door even with a large viewing angle.



Release delay display (optional)
When the release delay is activated, the remaining wait time is shown in seconds.



Escape route icon and status display
On a secured escape door, the display terminal shows the relevant icon and refers to the operation and correct conduct in case of danger.

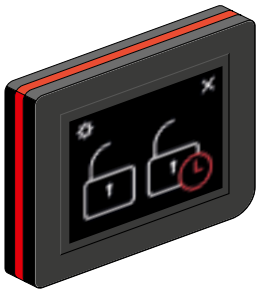

Operation and configuration
Authorised users are identified via a PIN code and are granted access to the configuration and extended operating functions.

Competence which puts hazard management at ease:
ePED® is technology, bus control and function all in one

Based on individual requirements, ePED offers the product selection between 3 escape door operating elements for electronically controlling the escape door systems.

Operating elements:
- ePED door terminal with key, ePED display door terminal and ePED panic touch bar.
- Partially with operation via touch display and situation-based information to guide the user
- A wide range of safety functions are available via bus for all versions.
- Modular planning and easy installation
- with just 4 wires round off the range of advantages.

Locking elements:
- The escape route locking system is activated via ePED interface with latest Hi-O Technology.
- Up to 8 locking elements per door on the
- Hi-O-Bus
- Variants:
  - Escape door strike 331 or 332
  - Holding magnet 827 / 828
  - Security door closer
  - Escape door lock 352M



ePED
Panic touch bar



ePED
Display door terminal



ePED
Door terminal

Features at a glance

Product	ePED panic touch bar	ePED display door terminal	ePED door terminal
Panic door lock	Yes	No	No
Suitable for panic doors	Yes	Yes	Yes
Suitable for emergency exits	Yes	Yes	Yes
Authorisation	PIN code	PIN code	Key
Multiple authorisation levels	Yes	Yes	No
Operation	Touch display	Touch display	Key
Escape route sign	Integrated in touch display	Integrated in touch display	Additionally module/icon
Down counter for time delay	Integrated in touch display	Integrated in touch display	Optional module
Configuration	Integrated in touch display	Integrated in touch display	Service software
Installation assistant	Integrated in touch display	Integrated in touch display	Service software
Hi-O Technology	Yes	Yes	Yes
Safety functions via bus	Yes	Yes	Yes
Easy installation with only 4 wires	Yes	Yes	Yes
Networking	Yes	Yes	Yes
Locking element	Integrated	Separate	Separate

ePED® application
without time delay

ePED® application
with time delay



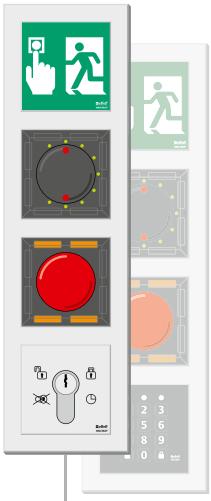

ePED® Display door terminal
with optional time delay



ePED® Hi-O distributor

HI-O TECHNOLOGY™

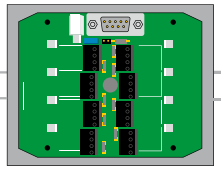

ePED® Interface for
locking devices

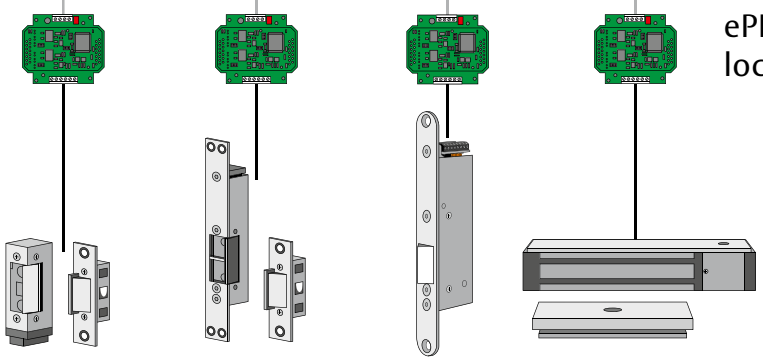

332 331 352M 827 / 828

ePED® central escape route control (CMC)

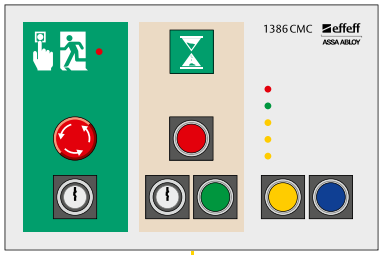

ePED® IO Interface



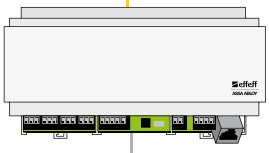

ePED® CMC Connector

ePED® controlled push bar with display terminal

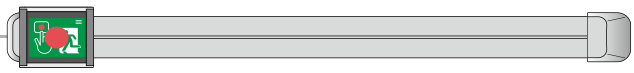





Security door closer

ePED® display door terminal
Technical information



ePED® Display Door Terminal

For use with or without time delay, with 4-wire-bus-connection in Hi-O technology
Emergency opening panel to operate and control the electrical locking elements on escape routes.
The time delay is tested according to the requirements of DIN EN 13637:2015 (electrically controlled exit systems for use on escape routes) as per EN 61508 Safety Integrity Level 2 (SIL2).
Time delay applications are subject to local Building Regulations. Additional permissions may be required.

Advantages

- Emergency door release by pushing the display unit
- Icon with situational display of the operating status
- Status indication via illuminated ring
- Acoustic signaling of alarms or disruptions with the orientation signal function
- Display of the optional time delay
- Operation through touch display with authorization code
- Configuration of the escape door system
- Operation and control of electrical locking elements on escape routes
- Inputs for connection of release from fire alarm system and for temporary release through an access control system

Notice

For installation in flush mounted sockets for light switch systems.

Technical attributes	
Control function	Yes, Hi-O technology
Operating and display function	Yes, integrated
Power supply	No, external power supply is necessary
Current consumption 24 V DC	200 mA
Connection	4-wire bus
Time delay	Yes (optional)
Illuminated icon	Yes, by the integrated touch display
Down Counter	Yes
Emergency Push Button	Yes, by pushing the display unit
Control element	Code and function surface on touch display
Initial configuration	Configuration by integrated touch display
Required power supply	According to DIN EN 60950-1 SELV; 24V (± 15%)
Operating temperature range	-10 °C – +55 °C
Area of application	For indoor use
Class of protection	IP30 (if completely installed)
Installation	In DIN switch boxes ≥ 62.5 mm deep
Dimension (H x W x D)	113 x 99 x 29 mm
Color housing	Black
Sabotage switch	No
Inputs	2
Outputs	None
Amount of bus addresses	2
Escape door terminal with bi-directional escape route	Yes
Certified in compliance with	EltVTR; DIN EN 13637:2015

Article / Feature	Order no.
Housing black, language German	1 3 8 6 D 1 0 - - - - - - 0 0
Housing black, language English	1 3 8 6 D 1 0 - G B - - - 0 0

ePED® Display Door Terminal
Technical information



ePED® Display Door Terminal incl. 1386S00UP

For use with or without time delay, with 4-wire-bus-connection in Hi-O technology
Emergency opening panel to operate and control the electrical locking elements on escape routes.
The time delay is tested according to the requirements of DIN EN 13637:2015 (electrically controlled exit systems for use on escape routes) as per EN 61508 Safety Integrity Level 2 (SIL2).
Time delay applications are subject to local Building Regulations. Additional permissions may be required.

Advantages

- Emergency door release by pushing the display unit
- Icon with situational display of the operating status
- Status indication via illuminated ring
- Acoustic signaling of alarms or disruptions with the orientation signal function
- Display of the optional time delay
- Operation through touch display with authorization code
- Configuration of the escape door system
- Operation and control of electrical locking elements on escape routes
- Inputs for connection of release from fire alarm system and for temporary release through an access control system

Notice

For installation in flush mounted sockets for light switch systems. With ePED interface for locks for installation in distribution boxes.

Technical attributes	
Control function	Yes, Hi-O technology
Operating and display function	Yes, integrated
Power supply	No, external power supply is necessary
Current consumption 24 V DC	200 mA
Connection	4-wire bus
Time delay	Yes (optional)
Illuminated icon	Yes, by the integrated touch display
Down Counter	Yes
Emergency Push Button	Yes, by pushing the display unit
Control element	Code and function surface on touch display
Initial configuration	Configuration by integrated touch display
Required power supply	According to DIN EN 60950-1 SELV; 24V (± 15%)
Operating temperature range	–10 °C – +55 °C
Area of application	For indoor use
Class of protection	IP30 (if completely installed)
Installation	In DIN switch boxes ≥ 62.5 mm deep
Dimension (H x W x D)	113 x 99 x 29 mm
Color housing	Black
Sabotage switch	No
Inputs	2
Outputs	None
Amount of bus addresses	3
Escape door terminal with bi-directional escape route	Yes
Certified in compliance with	EltVTR; DIN EN 13637:2015

Article / Feature	Order no.
Housing black, language German, incl. 1386S00UP	1386D10------S0
Housing black, language English, incl. 1386S00UP	1386D10-GB---S0

Please note:

Further information and suitable accessories can be found online at:
www.assaabloy.com/de
www.assaabloy.de/eped

The ASSA ABLOY Group is the global leader in access solutions. Every day we help people feel safe, secure and experience a more open world.

ASSA ABLOY

© ASSA ABLOY | Subject to technical changes.
2.1901-237 0G0 01 pdf_03/25

ASSA ABLOY Opening Solutions
Ecostar, 1104/1105
11th Floor
Vishweshwar Nagar
Goregaon
Mumbai
Maharashtra 400063

customer_enquiry.india@assaabloy.com
www.assaabloy.com