

Mortise Lockcase



ASSA ABLOY

Experience a safer
and more open world



The ASSA ABLOY Group

The global leader in access solutions

ASSA ABLOY Group is the global leader in access solutions. Every day, we help billions of people experience a safer and more open world. ASSA ABLOY Opening Solutions leads the development within door openings and products for access solutions in homes, businesses and institutions. Our offering includes doors, door and window hardware, mechanical and smart locks, electromechanical locks, access control solutions and service.

With over 150 companies operating in more than 70 countries, the Group is the strongest global player in the industry with over 61,000 employees and more than SEK 141 billion sales worldwide.

Today, ASSA ABLOY is the leading global supplier of intelligent lock and security solutions. Its products account for more than one in ten of all lock installations worldwide.

ASSA ABLOY Group is represented in all major regions, on both mature and emerging markets, with leading positions in many markets all over the world.

In the rapidly growing electromechanical security sector, the Group has a leading position in fields such as access control, identification technology, automatic doors and hotel security.

ASSA ABLOY's vision is to be the most innovative supplier of total door opening solutions in order to deliver safe and convenient security solutions that provide real added value to customers.

Using the latest 'technologies together with tried and tested' techniques, we are constantly developing innovative solutions that improve our customers' lives through greater security, safety and convenience.

ASSA ABLOY has been producing an annual sustainability report based on GRI (Global Reporting Initiative) guidelines since 2005. We are leading the way, with more than 250 environmental product declarations across the Group since 2008.

Sustainability is integrated in all Group processes: innovation, product development, manufacturing, logistics and sales.



Mortise Lockcase

A mortise lock is a type of locking mechanism installed within a mortise pocket in the edge of a door. It consists of a lock body containing the internal components like the latch and deadbolt, which are operated by a key. Mortise locks offer robust security and durability due to their construction, making them suitable for both residential and commercial applications. The trim set, including the knob or lever handles, complements the functionality of the mortise lock.

Mortise Lock

L100 Series Feature & Benefits

Mortise Lock case L100 Series

Application
ASSA ABLOY L100 Series Mortise Lock is designed for high frequency usage applications such as public access buildings where deliberate abuse likely takes place

Specifications and Features

- Modular case across functions for rapid door prepping and installation
- 72mm centers, backset in 50/55/60/65mm
- 8mm follower with spindle gripping function
- Reversible latchbolt in solid stainless steel
- Double throw deadbolt in solid stainless steel with 20mm Projection
- Suitable for sprung and most un-sprung lever furniture
- Stainless steel faceplate and strike in square and radius version (radius version improves door prep efficiency with machine routing)
- Compatible with bolt through furniture and escutcheons of 38mm centers

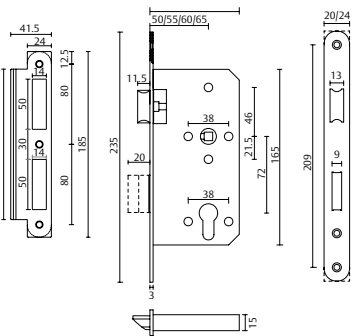


Mortise Lockcase Sash Lock

Model no.: L101
Description: Suitable for latched doors requiring deadbolt locking security.

EN 12209: 2003 Classification

3	X	8	1	0	G	3	B	C	2	0
---	---	---	---	---	---	---	---	---	---	---

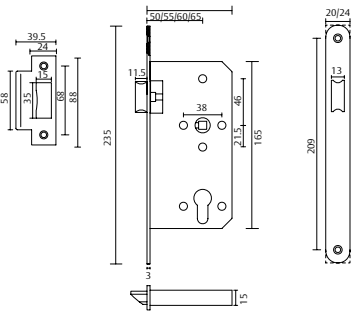


Mortise Lockcase Latch lock

Model no.: L102
Description: Suitable for latched doors remaining unlocked at all times.

EN 12209: 2003 Classification

3	X	8	1	0	G	-	B	0	2	0
---	---	---	---	---	---	---	---	---	---	---

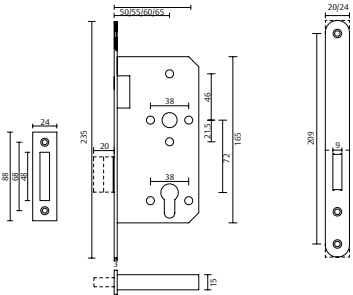


Mortise Lockcase Dead Lock

Model no.: L103
Description: Suitable for unlatched doors with deadbolt locking security.

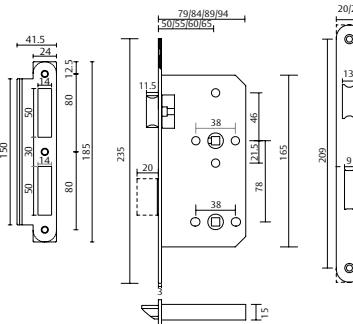
EN 12209: 2003 Classification

3	X	8	1	0	G	3	B	C	0	0
---	---	---	---	---	---	---	---	---	---	---



Mortise Lockcase Bathroom lock

Model no.: L105
Description: Suitable for bathroom door with deadbolt locking privacy. Emergency unlocking provided by coin release slot.



Mortise Lock

L200 Series Feature & Benefits

Mortise Lock case L200 Series

Application
ASSA ABLOY L200 Series Mortise Lock is designed for medium frequency usage applications.

Specifications and Features

- Modular case across functions for rapid door prepping and installation
- 72mm centers, backset in 50/55/60/65mm
- 8mm follower with spindle gripping function
- Reversible latchbolt in solid stainless steel
- Double throw deadbolt in solid stainless steel with 20mm Projection
- Suitable for sprung and most un-sprung lever furniture
- Stainless steel faceplate and strike in square and radius version (radius version improves door prep efficiency with machine routing)
- Compatible with bolt through furniture and escutcheons of 38mm centers
- Matching finish on latchbolt and deadbolt



Mortise Lock

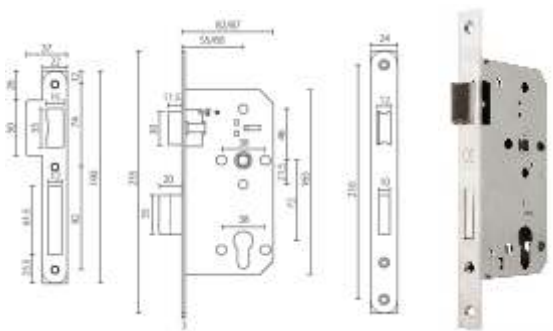
L200 Series

Mortise Lockcase Sash Lock

Model no.: L201
Description: Sashlock/Entry
Application: Suitable for latched doors requiring deadbolt locking security.

EN 12209: 2003 Classification

2	S	8	1	0	G	3	B	C	2	0
---	---	---	---	---	---	---	---	---	---	---

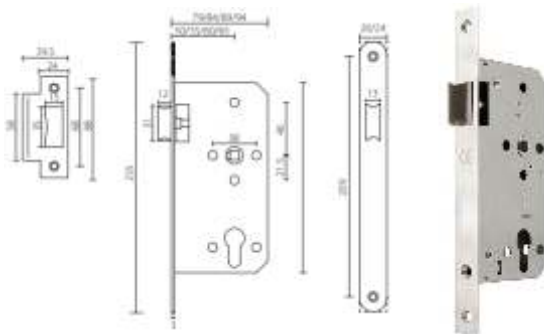


Mortise Lockcase Latch Lock

Model no.: L202
Description: Latch/Passage
Application: Suitable for latched doors remaining unlocked at all times

EN 12209: 2003 Classification

2	S	8	1	0	G	-	B	0	2	0
---	---	---	---	---	---	---	---	---	---	---

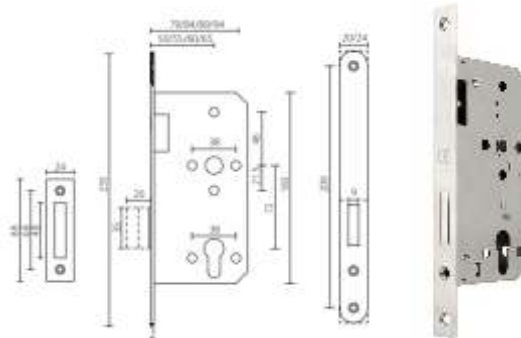


Mortise Lockcase Dead Lock

Model no.: L203
Description: Deadlock
Application: Suitable for unlatched doors with deadbolt locking security

EN 12209: 2003 Classification

2	S	8	1	0	G	3	B	C	0	0
---	---	---	---	---	---	---	---	---	---	---



Mortise Lock

L300 Series Feature & Benefits

Mortise Lock case L300 Series

- Key features:**
- Fire tested to EN1634-1
 - Approved by Warrington Certifire
 - Non-Handed- Latch Reversible

- Benefits:**
- High corrosion resistance
 - Versatile usage
 - High durability
 - Can be used for fire doors

Standard & Certification

Fire rated
EN1634
EN 12209

- Technical details:**
- Center to center - 72mm
 - Backset - 45mm
 - 8mm Centered Steel Follower
 - Fits standard cam euro profile cylinder
 - Double throw projection deadbolt - 20mm
 - Suitable for sprung and un-sprung lever furniture
 - Suitable for hinged timber, metal and fire doors
 - All mortise lockcase contain suitable strike plate and screws

The range of ASSA ABLOY mortise lockcases consists of various functions to meet the most enhanced security and locking requirements



Mortise Lock

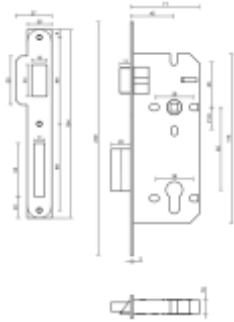
L300 Series

Mortise Lockcase Sashlock/Entrance Lockcase

- Model no.:** L301
- Description:** ASSA ABLOY Euro Mortise Sashlock Lockcase
Backset: 45mm
C to C: 85mm
- Finish:** SSS - Satin Stainless Steel
SN - Satin Nickel
* Other Finishes available upon request

EN 12209: 2003 Classification

2	M	4	1	0	C	3	B	C	2	0
---	---	---	---	---	---	---	---	---	---	---

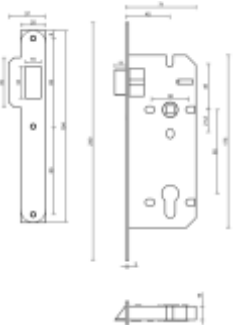


Mortise Lockcase Passage Latch Lockcase

- Model no.:** L302
- Description:** ASSA ABLOY Mortise Passage Latch Lock
Backset: 45mm
C to C: 85mm
- Finish:** SSS - Satin Stainless Steel
SN - Satin Nickel
* Other Finishes available upon request

EN 12209: 2003 Classification

2	M	4	1	0	C	-	B	C	2	0
---	---	---	---	---	---	---	---	---	---	---

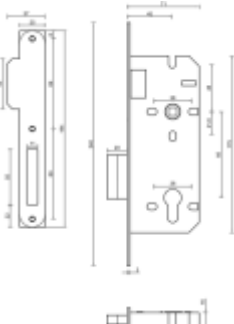


Mortise Lockcase Deadlock Lockcase

- Model no.:** L303
- Description:** ASSA ABLOY Euro Mortise Deadbolt Lock
Backset: 45mm
C to C: 85mm
- Finish:** SSS - Satin Stainless Steel
SN - Satin Nickel
* Other Finishes available upon request

EN 12209: 2003 Classification

2	M	4	1	0	C	3	B	C	0	0
---	---	---	---	---	---	---	---	---	---	---



Mortise Lock

N1550 Sash lock for fire doors

Mortise Lock case N1550 Series

Product description

OneSystem sash lock N1550 according to EN 12209 for single-leaf doors / approved for fire barriers according to EN 1634 / product-specific environmental productdeclaration (EPD) according to EN 15804 with article-specific parameters / tested for 1,000,000 cycles and 300 kg door weight

Overview of Advantages

- Environmental product declaration (EPD) in accordance with EN 15804
- Tested for 1,000,000 cycles and 300 kg door weight
- Compliance with EN 12209
- Small rear backset 15 mm
- Continuous screw connection of escutcheons
- Suitable espagnolette integrated in the strike plate
- 20 mm bolt throw with a single rotation
- Also available as a fire protection version
- Latch DIN left/right reversible without tools
- Closed lock case at the top and bottom
- Stainless steel faceplate
- Security fittings and oval roses can be screwed on through the lock
- Deadbolt with anti-tampering design
- Developed for Euro profile cylinder and Swiss round Profile cylinder

Note

- For U-shaped versions, the end caps are included in the scope of supply. Please note; for U-shaped versions, the backset is shortened by 1 mm.

Technical data

Backset	30, 35, 40, 45 mm
Distance	92 mm (prepared for Euro profile cylinders)
Face plate shape	U-shaped face plate: U6 x 24 mm Flat face plate: F3 x 20 mm, F3 x 24 mm, R3 x 20 mm, R3 x 24 mm
Material face plate	Stainless steel
DIN direction	DIN L/R (symmetrical face plate)
Bolt throw	20 mm
Standards	EN 12209
Face plate length	185, 270, 320 mm (depending on version)
Door type	Aluminium/steel profile
Functions	mechanical
door system	Single-leaf door
Screw type	Mortise lock
Fire protection	Yes
Leaf type	Active door leaf



Mortise Lock

Sliding Door Lockcase

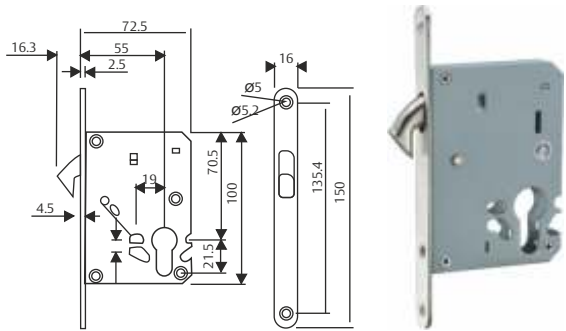
Mortise Lockcase Sliding door lock

Model no.: ASLD-02

Description: ASLD-02 ASSA ABLOY Euro mortise sliding door lockcase

Dimensions: 167 mm x 21 mm x 66 mm

Finish: Satin Stainless Steel



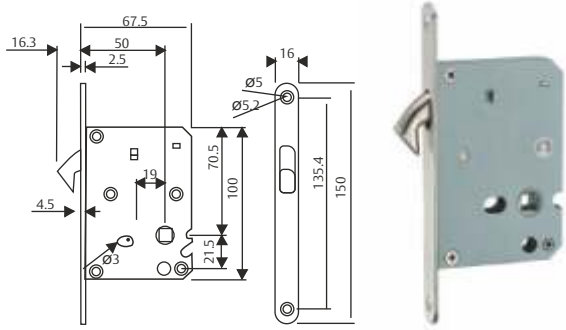
Mortise Lockcase Sliding door lock

Model no.: ASLD-03

Description: ASLD-03 ASSA ABLOY Euro mortise sliding door lockcase with spindle follower for lock with spindle follower

Dimensions: 167 mm x 21 mm x 66 mm

Finish: Satin Stainless Steel



Mortise Lock

Narrow Stile Mortise Lock

Mortise Lockcase AA 2400 Series

Model no.: AA 2403 2585 / AA2403 3085 /
AA2403 3585

Description: AA2403 ASSA ABLOY Narrow stile Mortise Sash Lock

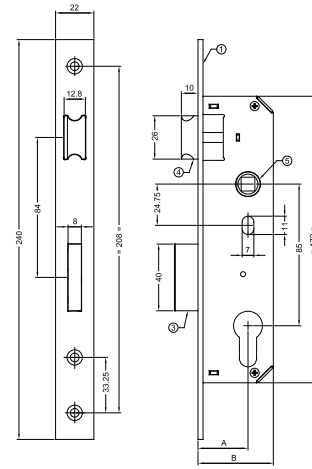
Material Specification:

- Front Plate: SS202 Grade
- Striker Plate: SS202 Grade
- Dead bolt: Zinc
- Latch bolt: Zinc

Finish: Satin Stainless Steel
Matt Black

● SS ● Matt Black

DIMENSION CHART			
SR NO	BST	DIM 'A'	DIM 'B'
1	25 mm	25	35.2
2	30 mm	30	40.2
3	35 mm	35	45.2



Mortise Lockcase AA 2400 Series

Model no.: AA 2404 2585 / AA2404 3085 /
AA2404 3585

Description: AA2404 ASSA ABLOY Narrow stile Mortise Dead Lock

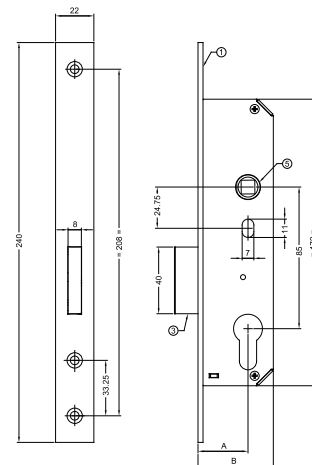
Material Specification:

- Front Plate: SS202 Grade
- Striker Plate: SS202 Grade
- Dead bolt: Zinc

Finish: Satin Stainless Steel
Matt Black

● SS ● Matt Black

DIMENSION CHART			
SR NO	BST	DIM 'A'	DIM 'B'
1	25 mm	25	35.2
2	30 mm	30	40.2
3	35 mm	35	45.2



ASSA ABLOY Group is the global leader in access solutions. Every day, we help billions of people experience a more open world.

ASSA ABLOY

ASSA ABLOY Opening Solutions leads the development within door openings and products for access solutions in homes, business and institutions. Our offering includes doors, door and window hardware, locks, access control and service.

assaabloy.com

MUMBAI

EcoStar, 11th Floor, 1101 / 1105,
Off Aarey Road, Vishweshwar Nagar
Goregoan (East),
Mumbai - 400063,

PUNE

Sr. No.36, Hissa No.1, Plot No.11,
Village Pisoli Haveli Kondhwa,
Pune - 411 028,
Maharashtra

GURUGRAM

1&2, ENCO Co-working Space,
6th Floor, Enkay Tower,
Udyog Vihar, Phase – 5,
Gurugram -122016, Haryana

BENGALURU

#36/2, Fourth Floor,
JRR Towers, Near South-end Circle,
Basavanagudi,
Bengaluru-560 004, Karnataka

HYDERABAD

2nd Floor, Alcazar Mall,
Plot No. 497/498,
Road No. 36, Jubilee Hills,
Hyderabad-500 033, Telangana

CHENNAI

23-2, Old No 39-2, Cenotaph Road,
1st Lane, Near to Crown Plaza Hotel,
Opp Canara Bank, Teynampet,
Chennai-600 018