



# DC870

## Technical Datasheet

**ASSA ABLOY**  
Opening Solutions

Concealed door closer with Cam-Motion® technology  
for barrier-free door opening

Experience a safer  
and more open world

## DC870

Concealed door closer with Cam-Motion® technology and guide rail – for single leaf doors, size 3-6



DC870 with guide rail G897, silver, EV1

**Cam-Motion® technology** creates rapidly decreasing opening force without losing fire or smoke protection compliance

Concealed into the door leaf, DC870 delivers high performance to support all building users without diluting the impact of your entrance designs. The 20 mm guide rail version offers great compatibility with different mounting options. The rapidly decreasing opening force of Cam-Motion technology ensures doors open with less effort.

- Certified in compliance with EN 1154, size 3-6
- Suitable for fire and smoke protection doors
- For single leaf doors up to 1400 mm width
- Barrier-free according to DIN 18040 (max. leaf width 1250 mm) and CEN/TR 15894

### Colours

■ Silver, EV1

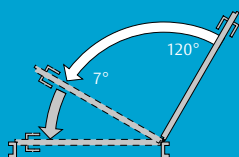
### Features

- Can be used for left- and right-handed doors
- Closing and latch speeds can be raised and lowered independently
- Adjustable power sizes simplify specification
- Durable, top-facing metal valves make adjustments easy and reliable
- Consistent performance in a wide range of temperatures

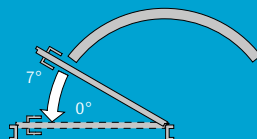
### Guide rails and accessories

- **G896** slim concealed guide rail (20 mm)
- **G897** standard concealed guide rail (29 mm)
- **A184** mechanical hold-open device for G896, **A278** mechanical hold-open device for G897, with adjustable hold-open force, keeps doors open at an angle between 50° and 100° (not approved for use on fire and smoke protection doors)
- **A182** mechanical opening damper for G896, **A279** mechanical opening damper for G897, continuously adjustable up to an opening angle of max. 100° (does not replace door stop)
- **6009450** profile mounting kit for G896, **6009451** profile mounting kit for G897, L-pieces for end of guide rail to be fitted on profile doors

### Independent adjustment via top-facing valves



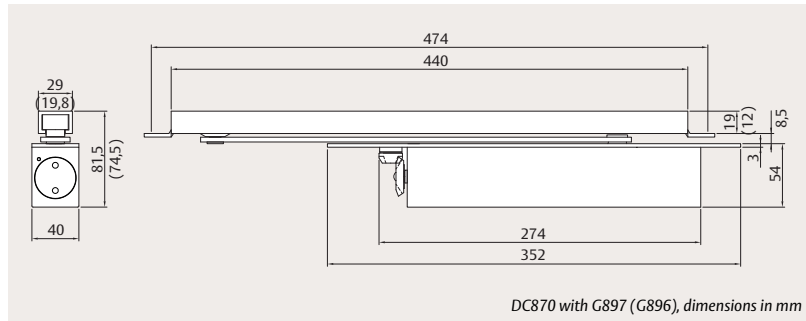
Closing speed (C)



Latch speed (L)

# DC870

## Technical attributes and certification



Scan the QR code to watch the installation video



### Technical attributes

Closing force	EN size 3-6
Maximum leaf width	1400 mm
Minimum leaf thickness	44 mm
Closing speed (C)	Variable between 120° and 7°
Latch speed (L)	Variable between 7° and 0°
Maximum opening angle	~120°
Door system	Single leaf
Handing	Left- / right-handed
Mounting options	Concealed into door leaf
Force adjustment	Yes
Height adjustment	No
Corrosion resistance	Grade 3 (96 hours)
Dimensions (H x D x L)	54 x 40 x 274 mm



Visit [assaabloy.com](https://assaabloy.com) to download all relevant product literature



### Certification and testing

Certified in compliance with	EN 1154
CE classification	3   8   3-6   1   1   3
CE / UKCA mark	Yes
Suitable for fire and smoke protection doors	Yes
Barrier-free according to	CEN/TR 15894 DIN 18040 (max. leaf width 1250 mm)
Third-party verified EPD	ISO 14025, EN 15804



## Mounting dimensions

# DC870

## Order information



### Door closers

DC870, EN size 3-6, silver, EV1	D C 8 7 0 - - - - - EV 1 -
DC870, EN size 3-6, incl. guide rail G896, silver, EV1	D C 8 7 0 - - - 1 - - EV 1 -

### Guide rails

Concealed guide rail G896, 20 mm, incl. end caps	D C G 8 9 6 - - - - - EV 1 -
Concealed guide rail G897, 29 mm, incl. end caps	D C G 8 9 7 - - - - - EV 1 -

### Accessories

Mechanical hold-open device A184 for G896	D C A 1 8 4 - - - - -
Mechanical hold-open device A278 for G897	D C A 2 7 8 - - - - -
Mechanical opening damper A182 for G896	D C A 1 8 2 - - - - -
Mechanical opening damper A279 for G897	D C A 2 7 9 - - - - -
Profile mounting kit G896	D C S P - 6 0 0 9 4 5 0
Profile mounting kit G897	D C S P - 6 0 0 9 4 5 1

DC870



G896



G897




A184




A278



A182



A279



The ASSA ABLOY Group is the global leader in access solutions. Every day, we help billions of people experience a more open world.

ASSA ABLOY Opening Solutions leads the development within door openings and products for access solutions in homes, businesses and institutions. Our offering includes doors, door and window hardware, locks, access control and service.

**ASSA ABLOY**  
Opening Solutions

ASSA ABLOY Opening Solutions EMEA  
Dukes Court  
Dukes Street  
Woking  
GU21 5BH  
United Kingdom  
[assaabloy.com](https://assaabloy.com)