



Cylinders and Key Systems

ASSA cylinders & key systems



Key management systems

- Master key systems designed to order.
- ASSA Keybank software makes system administration simple.
- ASSA key cabinets employ sophisticated technology to preserve the security of your keys.



Electromechanical cylinders

- The ASSA CLIQ system combines the best of electronics and mechanical technology in a single cost-effective package.
- Intelligent key systems provide maximum security, with instant cancellation of lost or stolen keys and full audit trails available.
- All standard cylinder shapes are available and the system may be re-programmed at any time, allowing maximum flexibility and maintaining the level of security over the life of the system.



Cylinders

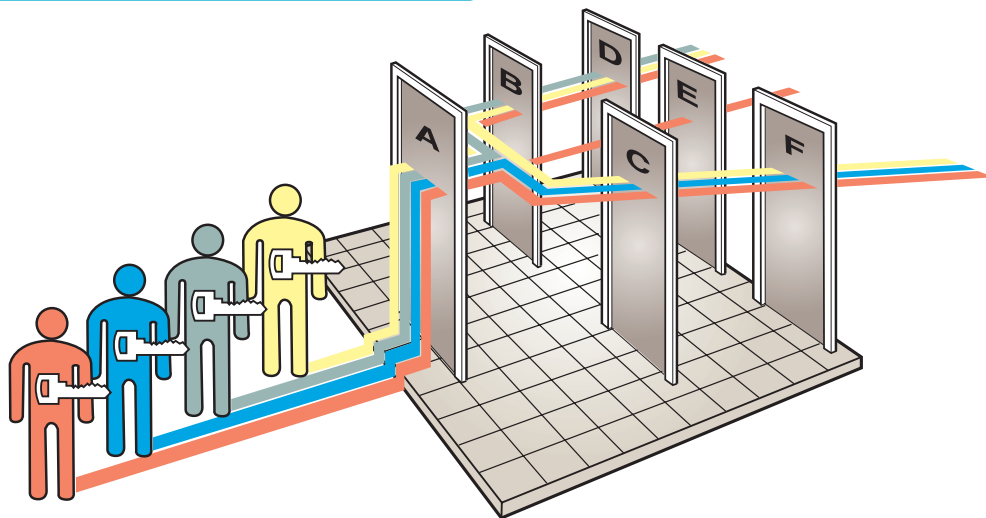
- Available at six different levels of security.
- Cylinders in the range have been tested and approved for use on the most security-conscious applications in the UK.
- A full range of shapes is available, allowing the cylinders to be used with all common makes of lockcase.



Padlocks

- Tested to the highest levels of BS EN 12320.
- May be master keyed in the same system as ASSA cylinders.
- Available in a range of sizes and shackle types to suit different applications.

ASSA master key systems



Security and convenience of movement are inevitably in conflict with each other.

A master key system is, by its very nature, a compromise between total security and totally free movement which would entail no security.

With a little thought and planning a system can be designed to suit the client's precise operational requirements within each building.

All ASSA locks can be incorporated in a master key system. These are in turn designed around the people who will use them.

This has led to systems being designed in a way that is unique to ASSA ABLOY Door Solutions. The number of locks in a building is first established, followed by the people who will use them and the areas they need to enter. Only then are the customer's

particular requirements detailed on a special chart, enabling the system to be made up to suit the specific security requirements of the customer. Users can then be issued with their own unique key which allows them to move freely - but only through areas they need to enter.

A simplified example of a typical ASSA Master Key System. Each person is issued with their own unique key which only opens doors appropriate to their job function. For example, all open door A, but only the Senior Manager can open Door E. ASSA Master Key Systems designed in this way can be extended to satisfy the requirements of large and complex installations without compromising their integrity.

■ Cleaner:
Doors A, B, C, D, F

■ Department Head A:
Doors A, B, D

■ Department Head B:
Doors A, C, F

■ Senior Manager:
All doors

ASSA supply special forms for use in recording detailed master key information in an easily intelligible manner.

Professional service & support

We have been designing and supplying master key systems in the UK for over 50 years. That expertise is at your service whenever you decide to install or upgrade an ASSA system. Our specialist in-house Systems Department will be happy to advise you on the different options available. In particular, they can ensure that your system is properly planned to accommodate all future expansion, thus avoiding the potentially costly long-term problems possible

with an "off-the-shelf" system. The system is then designed using the latest computer software aids. All these services are available to you free of charge.

Once your system has been designed, the cylinders can be assembled and supplied by your local ASSA Security Centre, thus ensuring fast and responsive service. All Security Centres are closely monitored by ASSA ABLOY Door Solutions to ensure the highest standards of quality

and security are observed. They are also required to employ staff who have been specially trained by ASSA ABLOY Door Solutions, enabling them to provide advice and ongoing support with all elements of your system. Backed up when necessary by our own Systems Department, this ensures that you can be assured of the best possible service throughout the lifetime of your system.



Key management software

Keybank for Windows™ has been designed to make the process of key management a simple one. It maintains a full record of the master key system, including a graphical door plan, lock chart, and lists of doors, keys and users. All are fully cross-referenced and automatically updated.

The features Keybank offers include:

- Detailed procedures for recording when keys are issued.
- Receipts and reminder notices.
- Key/User access reports.

The system will run on any standard Windows™ PC.




ASSA CLIQ




An ASSA CLIQ cylinder combines a CLIQ electromechanical element with an ASSA dp4400 (or dp2400) cylinder mechanism. Any of the cylinder shapes on the following pages may be fitted with the CLIQ function; please see the next section (pages 2:14-19) for compatible dp4400 and dp2400 mechanical cylinders that may also be incorporated into a master key system with CLIQ. The ASSA dp4400 cylinder offers extremely high security and full resistance to any currently known method of picking.

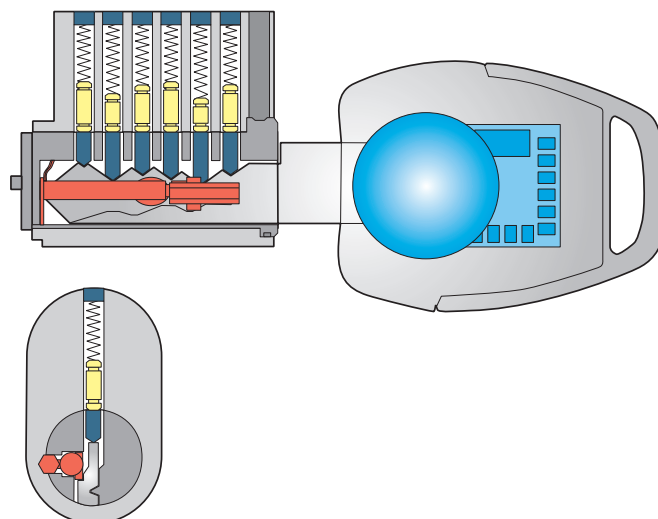
The dp2400 range offers a lower-cost option within an overall 4400 master key system on doors where higher security is not required.

MK All shapes of ASSA CLIQ cylinders and padlocks can be put in the same master key system. CLIQ keys can operate both electromechanical and mechanical cylinders in the same system, but mechanical keys will only operate the mechanical cylinders.

 Dual security levels: may be combined with dp2400 cylinders in the same master key system.

 Protected by worldwide patents.

 Eligible for inclusion in an Option 10 Complete Package Guarantee.



BS EN 1303 : 2005
SG 6

Finishes

In the increasingly polluted atmosphere in which we live, the demands on products to resist corrosion are particularly high. ASSA products have the benefit of the latest automatic plating equipment, which incorporates the best of modern plating processes.

Satin chrome, polished chrome and black chrome give extremely good weather resistance whilst polished brass is offered as a decorative finish.

In addition our products are suitable for replating, on occasions when it is important to match the finish of other ironmongery on a project.

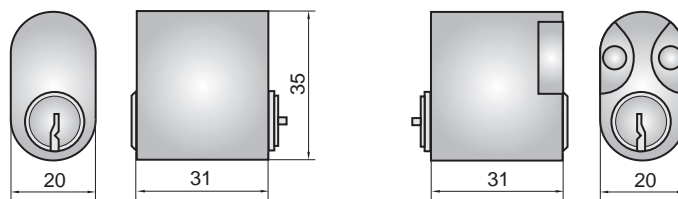
	Cylinders			Accessories			Padlocks
	Satin chrome Fin 13	Polished chrome Fin 11	Polished brass Fin 20	Satin chrome Fin 13	Polished chrome Fin 11	Polished brass Fin 20	Black chrome Fin 18
Scandinavian oval & round	✓	●	✓	✓	●	✓	
Round threaded	✓	●	✓	✓	●	✓	
Euro profile	✓	●	✓	✓	✓	✓	
Oval profile	✓	●	✓	✓	✓	✓	
Padlocks							✓

✓ Standard finish
● Special finish

Scandinavian oval

For use with ASSA Modular, Evolution and Narrow Profile lockcases. The cylinder is fixed to the lockcase with two hardened steel screws, supplied with the accessory set.

ASSA accessories must be used: see page 2:38.

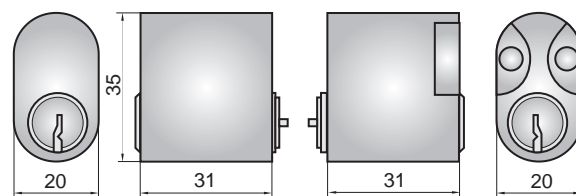


4401*

Single cylinder (outside)

4403*

Single cylinder (inside)



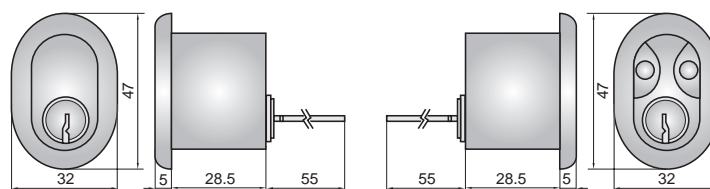
4402*

Double cylinder

For use with ASSA rim lockcases. The cylinder is fixed to the lockcase with two brass screws which can be cut to length.

Supplied with rim cylinder sleeve.

Sleeve is not required when used with Evolution 35mm backset lockcases and Narrow Profile accessories.



4407*

Single rim cylinder (outside)

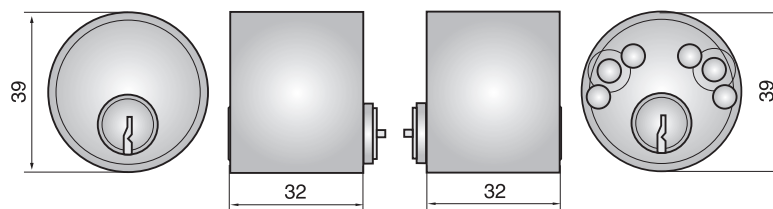
4409*

Single rim cylinder (inside)

Scandinavian round

For use with ASSA Modular and Evolution lockcases. The cylinder is fixed with four high security hardened steel screws, supplied with the accessory set.

ASSA accessories must be used: see page 2:38.



4411*

Single cylinder (outside)

4413*

Single cylinder (inside)

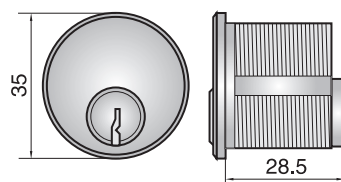
4412*

Double cylinder

Round threaded

For use with locking devices accepting screw-in cylinders. State lock type when ordering to ensure that correct cam is supplied.

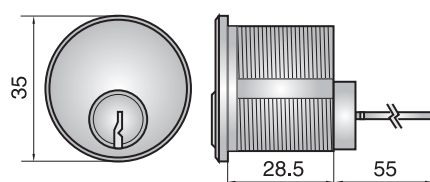
4451 Round Threaded cylinders are also available with microswitch for use as a momentary action keyswitch. See Electric Locking section for further information.



4451*

Single mortice cylinder

For use with rim locks and other locking devices accepting rim cylinders. Supplied with 5mm Spacer Ring and fixing screws.



4457*

Rim cylinder

* With CLIQ function

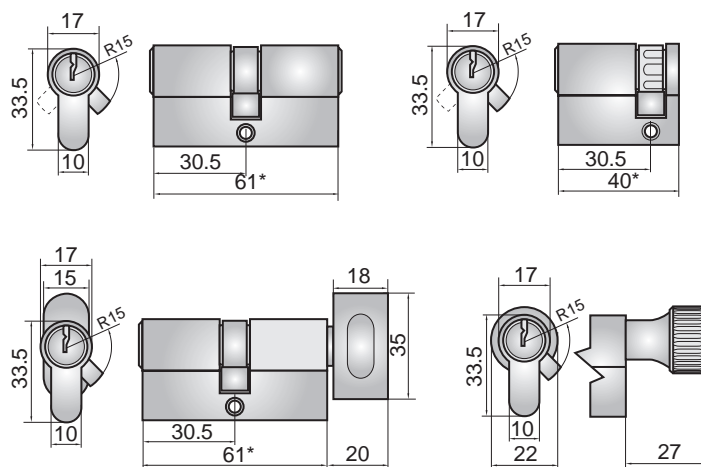
Euro profile

For use with locks accepting Euro profile cylinders. Cylinders are supplied with fixing screw.

* Standard lengths are:
Single 40mm and 45mm
Double 61mm and 71mm
W/Turn 61mm and 71mm

Extended length cylinders are also available: see page 2:38.

Decorative and security accessories are available: see Door Furniture section.



➤ **44M22***

Double cylinder

➤ **44M23***

Single cylinder

➤ **44M27***

Single cylinder
with Distinction oval turn

➤ **44M24***

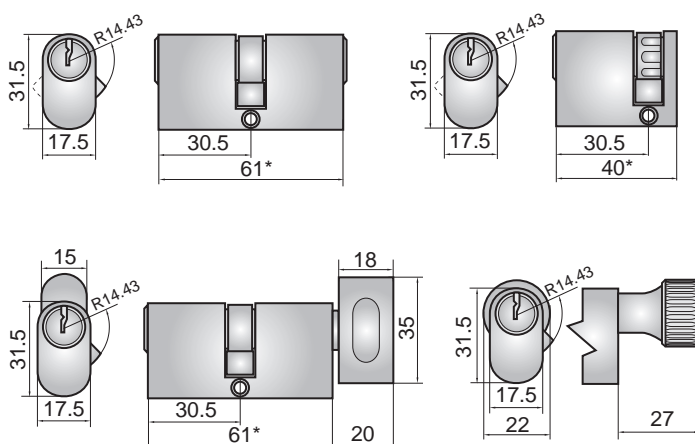
Single cylinder
with small round turn

Oval profile

For use with locks accepting Oval profile cylinders. Cylinders are supplied with fixing screw.

CLIQ function is not available on extended cylinders (+5mm/+5+5mm).

Decorative and security accessories are available: see Door Furniture section.



➤ **4432***

Double cylinder

➤ **4433***

Single cylinder

➤ **4437***

Single cylinder
with Distinction oval turn

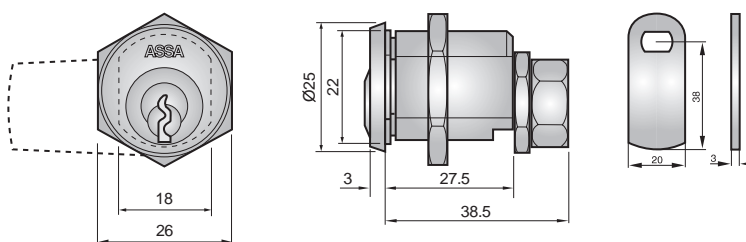
➤ **4434***

Single cylinder
with small round turn

Master keyed cam lock

For use on cabinet doors and similar applications. Can easily be adjusted for door thicknesses up to 23mm.

Catches should be specified separately. Standard catch reference 05 is shown; please contact us for details of other options.



➤ **2471***

Cam lock

* With CLIQ function

Padlocks

➤ Class 2

Padlock body of extruded brass, black chrome plated.

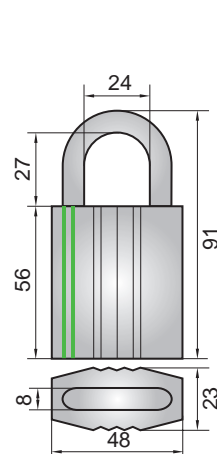
Shackle of rustproofed hardened steel, 8mm or 10mm diameter.

Drainage holes in the padlock body prevent freezing. No external screws or rivets.

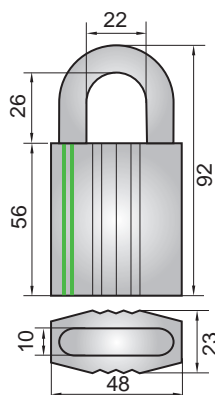
Tensile strength over 1½ tons.

Green stripes indicate Security Grade 3 to BS EN 12320.

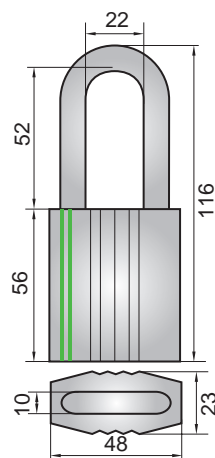
BS EN 12320
SG 3



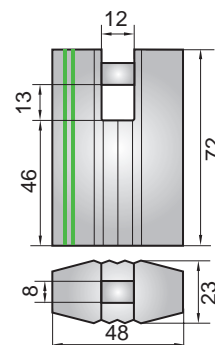
➤ **44241***
Key locking



➤ **44246***
Key locking
10mm dia. shackle



➤ **44247***
Key locking
extended shackle



➤ **44249***
Key locking
close shackle

➤ Class 3

Padlock body of hardened steel, black chrome plated.

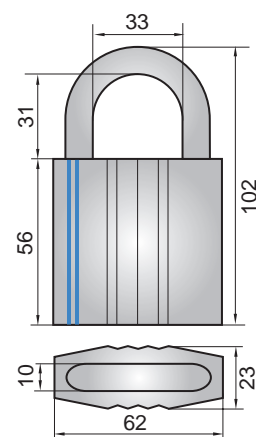
Shackle of rustproofed hardened steel, 10mm diameter.

Drainage holes in the padlock body prevent freezing. No external screws or rivets.

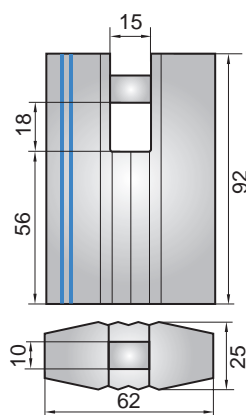
Tensile strength: over 4½ tons.

Blue stripes indicate Security Grade 4 to BS EN 12320.

BS EN 12320
SG 4



➤ **44341***
Key locking



➤ **44349***
Key locking
close shackle

➤ Class 4 / Class 5

Padlock body of hardened steel, black chrome plated.

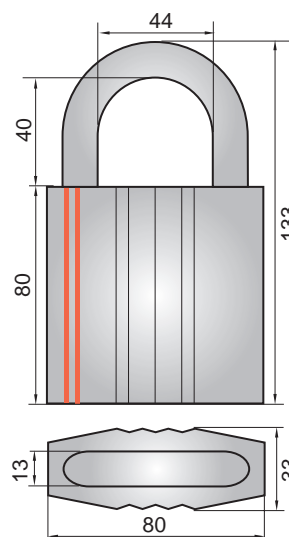
Shackle of rustproofed hardened steel, 13mm diameter.

Drainage holes in the padlock body prevent freezing. No external screws or rivets.

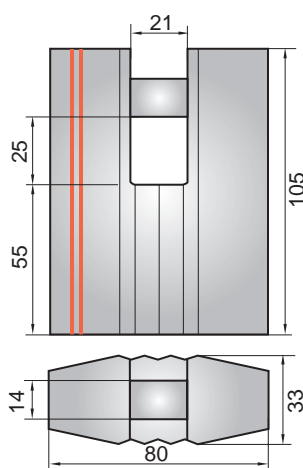
Tensile strength: over 10 tons.

Red stripes indicate Security Grade 5 (open shackle) or Grade 6 (close shackle) to BS EN 12320.

BS EN 12320
SG 5 / 6
















➤ **44441***
Key locking



➤ **44549***
Key locking
close shackle

* With CLIQ function

Table of references

							
		ASSA dp4400	ASSA dp2400	ASSA Twin Combi 5800	ASSA 4800	ASSA Flexcore	ASSA 5-pin
	Scandinavian oval cylinders						
	Single cylinder (outside)	4401	2401	C5801	4801	F501	R501
	Single cylinder (inside)	4403	2403	C5803	4803	F503	R503
	Double cylinder	4402	2402	C5802	4802	F502	R502
	Rim single cylinder (outside)	4407	2407	C5807	4807	F507	R507
	Rim single cylinder (inside)	4409	2409	C35807	34807	F3507	R3507
	Rim double cylinder	4408	2408	C135807	134807	F13507	R13507
	Scandinavian round cylinders						
	Single cylinder (outside)	4411	n/a	C5811	4811	n/a	n/a
	Single cylinder (inside)	4413	n/a	C5813	4813	n/a	n/a
	Round threaded cylinders						
	Mortice single cylinder	4451	2451	C5851	4851	F551	R551
	Mortice double cylinder	4452	2452	C5852	4852	F552	R552
	Euro profile cylinders						
	Single cylinder	4423	2423	C5823	4823	F523	R523
	Double cylinder	4422	2422	C5822	4822	F522	R522
	UK oval profile cylinders						
	Single cylinder	4433	2433	C5833	4833	F533	R533
	Double cylinder	4432	2432	C5832	4832	F532	R532
	Cam and furniture locks						
	Cam lock	n/a	2471	C5870	4870	n/a	R5207
	Furniture lock	n/a	n/a	n/a	n/a	n/a	R5208
	Padlocks						
	Class Two snap locking	n/a	n/a	n/a	24840	F2540	R2540
	Class Two open shackle	44241	24241	C25841	24841	F2541	R2541
	Class Two extended shackle	44243	24243	C25843	24843	F2543	R2543
	Class Two 10mm shackle	44246	24246	C25846	24846	n/a	n/a
	Class Two close shackle	44249	24249	C25849	24849	F2549	R2549
	Class Three open shackle	44341	n/a	C35841	34841	n/a	n/a
	Class Three close shackle	44349	n/a	C35849	34849	n/a	n/a
	Class Four open shackle	44441	n/a	C45841	n/a	n/a	n/a
	Class Four close shackle	n/a	n/a	n/a	54849	n/a	n/a
	Class Five close shackle	44549	n/a	C55849	n/a	n/a	n/a

Euro profile

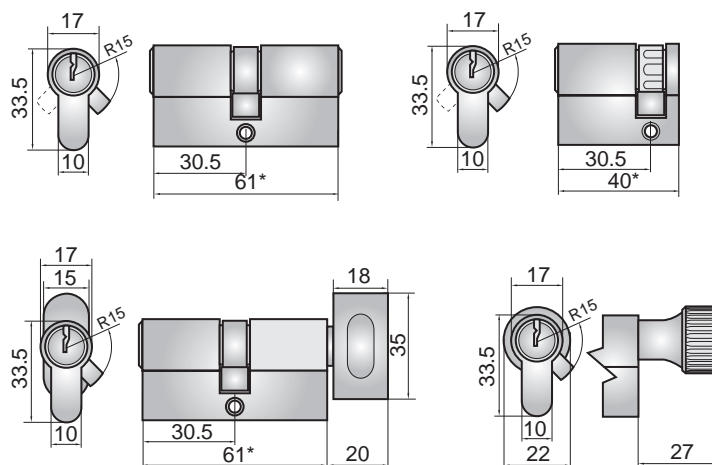
For use with locks accepting Euro profile cylinders. Cylinders are supplied with fixing screw.

* Standard lengths are:

Single 40mm and 45mm
 Double 61mm and 71mm
 W/Turn 61mm and 71mm

Extended length cylinders are also available: see page 2:38.

Decorative and security accessories are available: see Door Furniture section.



➤ **4422**

Double cylinder

➤ **4423**

Single cylinder

➤ **4427**

Single cylinder
 with Distinction oval turn

➤ **4424**

Single cylinder
 with small round turn

Oval profile

For use with locks accepting Oval profile cylinders. Cylinders are supplied with fixing screw.

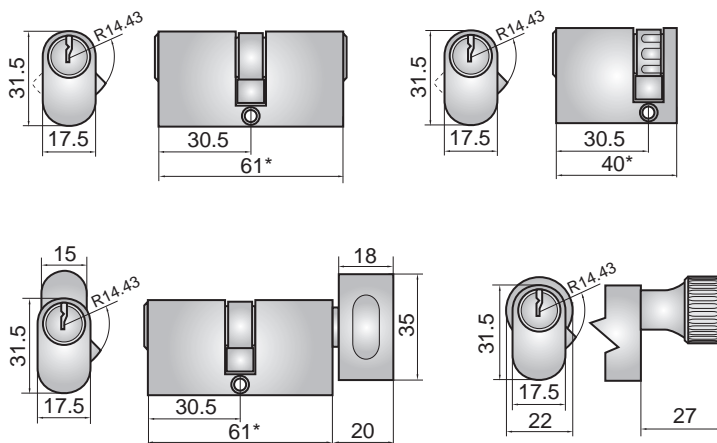
* Standard lengths are:

Single 40mm and 45mm
 Double 61mm and 71mm
 W/Turn 61mm and 71mm

Also available in:

Single 50mm (+10)
 Double 81mm (+10+10)
 W/Turn 81mm (+10+10)

Decorative and security accessories are available: see Door Furniture section.



➤ **4432**

Double cylinder

➤ **4433**

Single cylinder

➤ **4437**

Single cylinder
 with Distinction oval turn

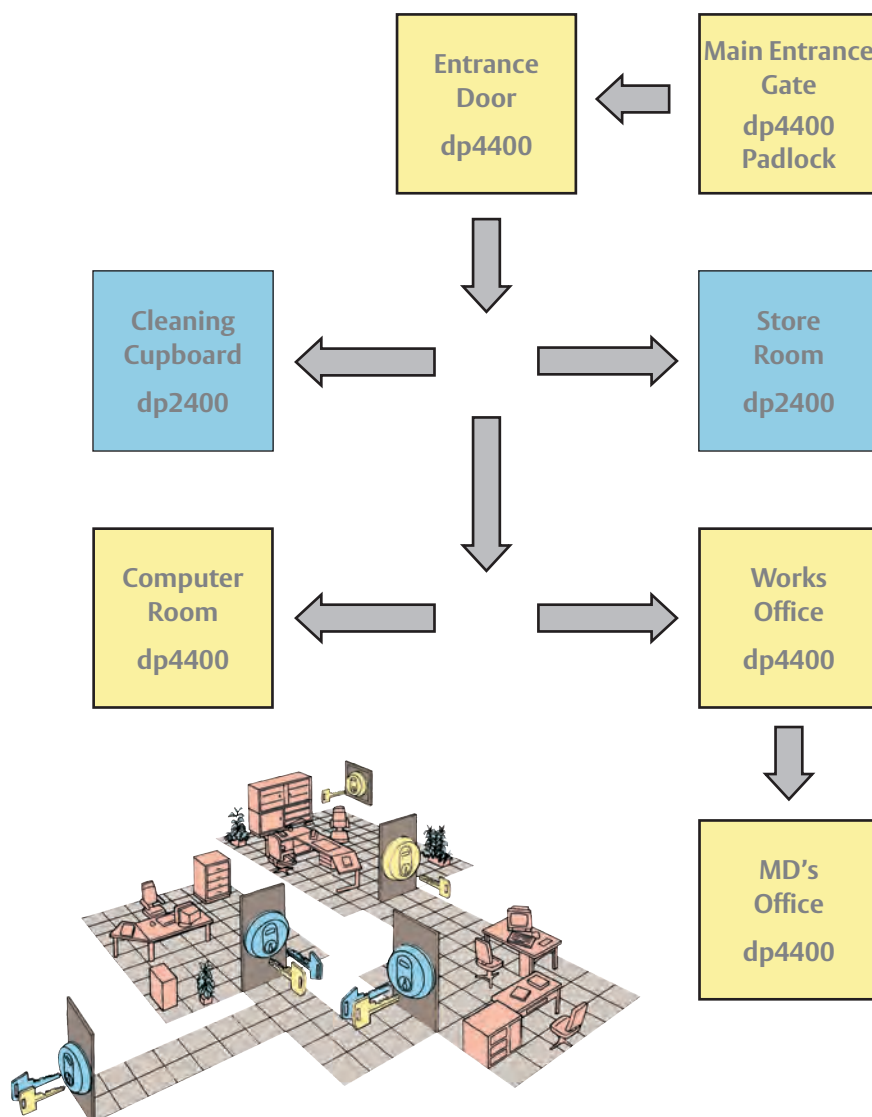
➤ **4434**

Single cylinder
 with small round turn

ASSA dual systems

The ASSA dp4400 / dp2400 dual system is ideal for situations where very high security is required on certain doors, such as perimeter doors and places where high value equipment is kept. At the same time it eliminates over-specifying on doors where such a high level of security is not required. As a result it becomes both convenient and cost-effective where a high security master key system is required.

A dp dual system can also incorporate ASSA CLIQ electronic cylinders (see page 2:6).



- Very high security requirement.
- Medium security requirement.

The ASSA dp2400 system is fully compatible with dp4400 very high security cylinders. This allows the creation of dual security master key systems, with ASSA dp4400 cylinders on sensitive doors and lower-cost dp2400 cylinders on other doors. The range features a 6-pin tumbler mechanism plus a patented sidebar mechanism and case-hardened drill-resistant inserts.

ASSA dp keys are fully protected by international patents against unauthorised duplication. All ASSA dp key profiles are restricted.

MK All shapes of ASSA dp2400 (and dp4400 and ASSA CLIQ) cylinders and padlocks can be placed in the same master key system.

DS Dual security levels: may be combined with ASSA dp4400 and ASSA CLIQ cylinders in the same master key system (see page 2:18).

WP Protected by worldwide patents.

10 Eligible for inclusion in an Option 10 Complete Package Guarantee.

