


CLIQ[®] Readers and Updaters

Convenient new options for integration into your eCLIQ or PROTEC² CLIQ system



CLIQ Indoor Reader



Watch our video
to learn more about
the CLIQ Reader 

Control third-party devices securely while preserving building aesthetics

CLIQ Readers bring trusted **CLIQ control to a range of third-party devices and applications**. They simplify the secure management of access for a variety of openings and switch operations, and can be fully integrated into the existing CLIQ system.

An inbuilt white LED displays the Reader's status. The **acoustic and visual authorisation signals** are displayed directly on the key.

Available in **different colours and mounting options**, CLIQ Indoor Readers are either surface-mounted or slot into a flush-mounted frame, blending seamlessly with the respective switch design.

Key benefits of the CLIQ Indoor Reader



Convenient

key only needs to be inserted, not turned, minimizing wear-and-tear



Compatible

with CLIQ Web Manager, Local Manager and CLIQ Go, plus the full user key range



Flexible




customizable switch delay, with optional activation on key insertion or removal



Secure

available with optional remote relay unit for an added layer of security

Where to deploy a CLIQ Indoor Reader


-  Doors with electric strikes or motorized locks
-  Automatic revolving doors or sliding glass doors
-  Switches for light control, lift priority and more



Surface-mounted Indoor Reader
(box must be ordered separately)




**Flush-mounted Indoor Reader
integrated into light switch**



Flush-mounted Indoor Reader
(frame must be ordered separately)

CLIQ Outdoor Reader



Watch our video
to learn more about
the CLIQ Reader 

Weatherproof, customizable control for a range of applications

With added **protection against weather, dust and vandalism**, the CLIQ Outdoor Reader puts all the functionality of the CLIQ Indoor Reader into a robust, high-quality stainless-steel housing suited to challenging outdoor applications. It is ideal for installation at barriers, gates, and other building or site entrances.

The Outdoor Reader is available **flush-mounted, surface-mounted or as an e-module** without metal housing for discreet integration into door intercoms, pedestals or panels.

A separate relay unit adds a valuable **extra layer of security**.

Additional benefits of the CLIQ Outdoor Reader



Durable

stainless steel housing with weatherproof IP65 and vandal-proof IK09 protection



Versatile

diverse installation options ensure a wide range of applications

Where to deploy a CLIQ Outdoor Reader

- Doors with electric strikes or motorized locks
- Automatic revolving doors or sliding glass doors
- Barriers, gates, and other entrances



Flush-mounted Outdoor Reader
with ABLOY PROTEC² CLIQ key




Reader e-module
integrated into DoorBird intercom



Surface-mounted Outdoor Reader
with eCLIQ key

CLIQ Updater



Watch our video
to learn more about
the CLIQ Updater 

Secure transmission, elegant integration

The CLIQ Updater adds a **CLIQ key update point** outdoors. Because connecting the Updater does not require a network cable, the device is fast to install and ideally suited to retrofit projects.

The CLIQ Updater is simply connected to an existing CLIQ Wall PD (Gen 2), at a distance of up to 200 metres, with fewer cables and no need for network configuration. All **security-related elements remain on the inside** of your building, making this both more secure and more cost-efficient. When connected to a Wall PD featuring a free output switch function (FO1), the Updater can also **activate third-party devices** such as electric strikes.

The CLIQ Updater is available for **flush or surface mounting**. It can also be **integrated into door intercom systems**, steles and tableaus, ensuring your building aesthetics are maintained.

Key benefits of the CLIQ Updater



Secure

no need to run a network cable outdoors



Convenient

simply connect to an existing CLIQ Wall PD via RS485 cable



Durable

stainless steel housing with weatherproof IP65 and vandal-proof IK09 protection



Intuitive

status LEDs are identical to CLIQ Wall PDs, reducing the need for extra training



Compatible

with all CLIQ user keys, plus CLIQ Web Manager and Local Manager software



Versatile

diverse installation options ensure a wide range of applications



Flush-mounted Updater
with eCLIQ key



Updater e-module
integrated into DoorBird intercom



Surface-mounted Updater
with ABLOY PROTEC² CLIQ key



Make your access ready for what's ahead

Digital with confidence

© Images: All rights reserved by iStock and ASSA ABLOY.
We reserve the right to make technical modifications.
Version: AA_CLIQ_Reader_Updater_Brochure_2026-04_ME

ASSA ABLOY Opening Solutions
Middle East Office
P.O. Box 37765
National Industries Park (NIP)
Dubai, United Arab Emirates

Tel.: +971 4880 4888
info.me.open@assaabloy.com
www.assaabloy.com

Experience a safer
and more open world

ASSA ABLOY